



US00D522299S

(12) **United States Design Patent**  
**Robbins, III**

(10) **Patent No.:** **US D522,299 S**

(45) **Date of Patent:** **\*\* Jun. 6, 2006**

(54) **DESK CHAIR MAT**

(76) **Inventor:** **Edward S. Robbins, III**, 2802 Avaion Ave., Muscle Shoals, AL (US) 35861

(\*\*) **Term:** **14 Years**

(21) **Appl. No.:** **29/213,577**

(22) **Filed:** **Sep. 20, 2004**

(51) **LOC (8) Cl.** ..... **06-11**

(52) **U.S. Cl.** ..... **D6/582**

(58) **Field of Classification Search** ..... D8/582-583;  
15/215-217; 428/78, 198, 88  
See application file for complete search history.

(56) **References Cited**

**U.S. PATENT DOCUMENTS**

3,323,151 A	6/1967	Lerman	
3,333,805 A *	8/1967	Marshall	248/188.9
3,427,705 A *	2/1969	Campbell	29/449
D272,877 S *	3/1984	Yamamoto et al.	D6/583

4,940,620 A	7/1990	Silk et al.
6,177,165 B1	1/2001	Robbins, III et al.
6,287,659 B1	9/2001	Robbins, III et al.

\* cited by examiner

*Primary Examiner*—Holly Baynham

(74) *Attorney, Agent, or Firm*—Brinks Hofer Gilson Lione

(57) **CLAIM**

I claim the ornamental design for a desk chair mat, as shown and described.

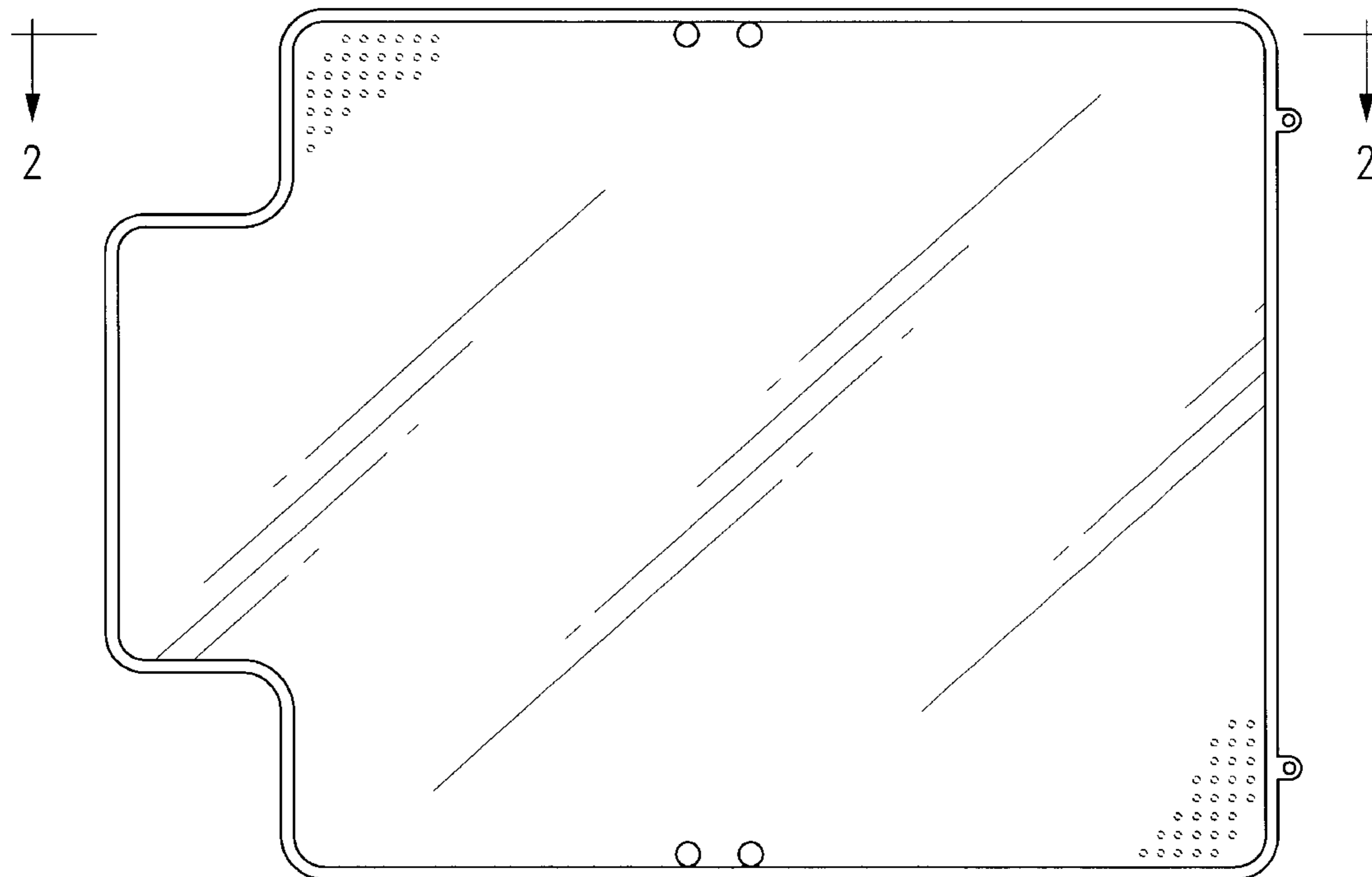
**DESCRIPTION**

FIG. 1 is a top plan view of a desk chair mat of the present invention, the portion shown in phantom forming no part of my design.

FIG. 2 is a sectional view of the desk chair mat shown in FIG. 1 taken along the section line 2—2 shown in FIG. 1; and,

FIG. 3 is a perspective view of the desk chair mat shown in FIGS. 1 and 2.

**1 Claim, 3 Drawing Sheets**



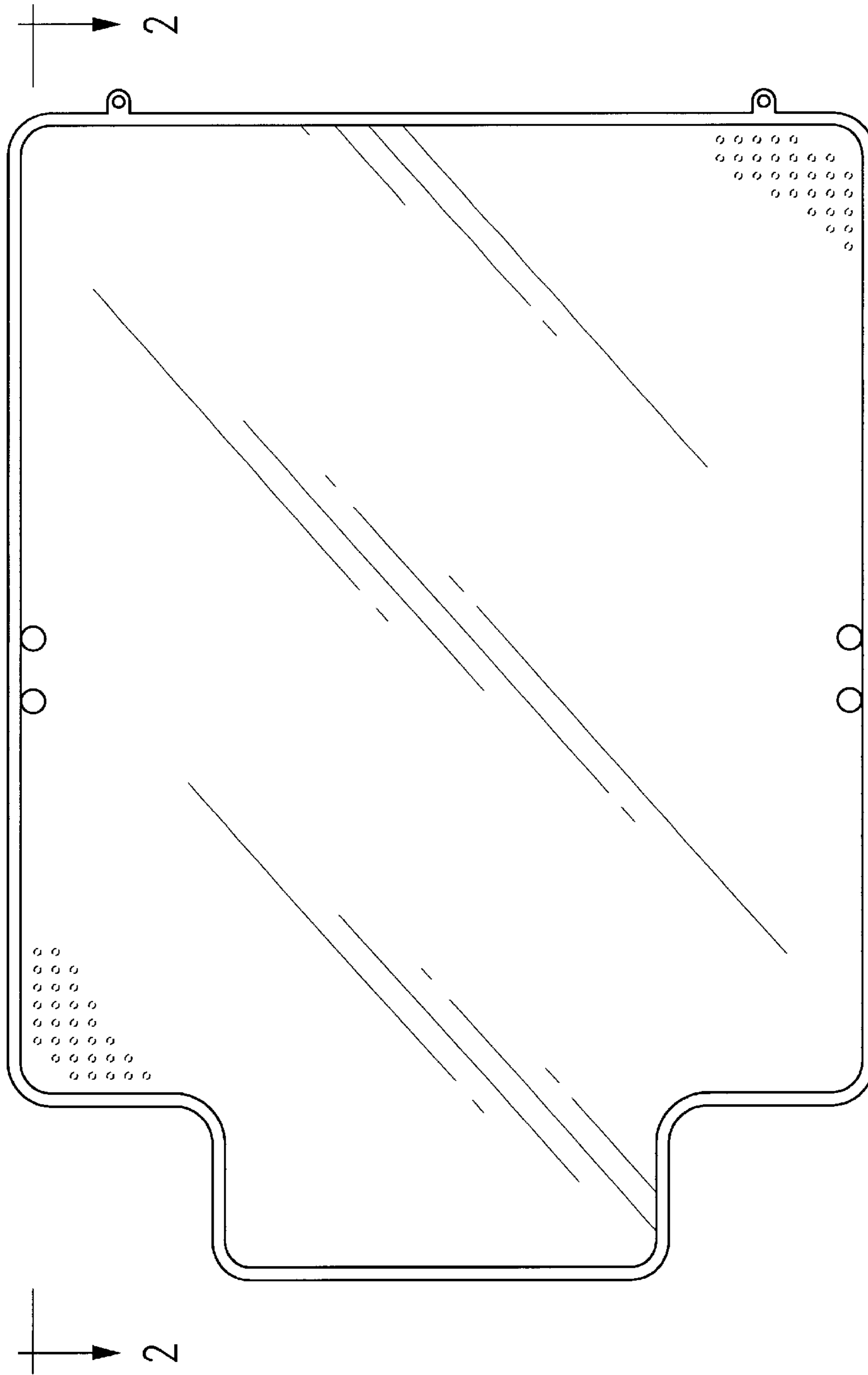


Fig. 1



Fig. 2

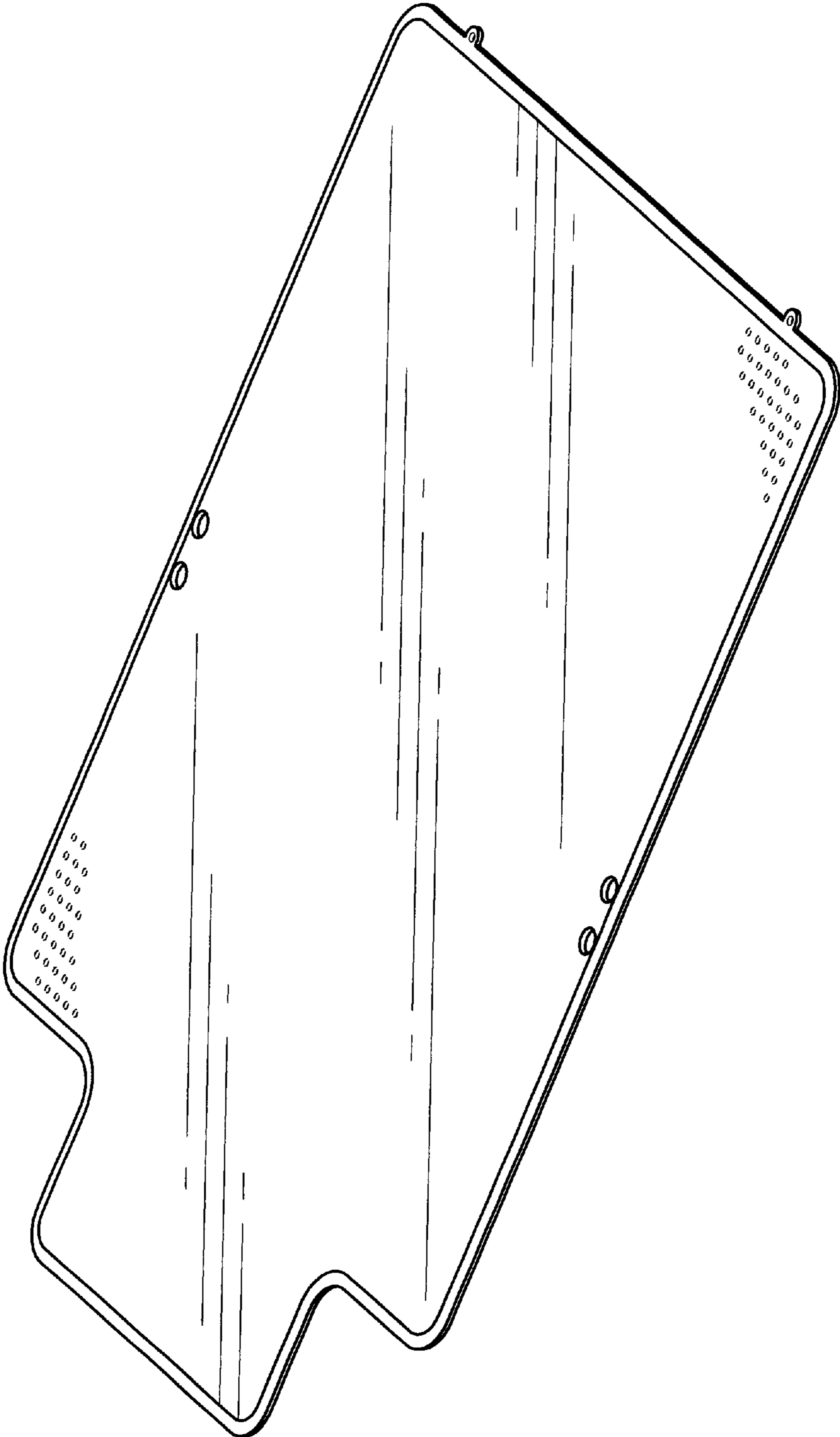


Fig. 3