



US00D522298S

(12) **United States Design Patent**
Tascoe

(10) **Patent No.:** **US D522,298 S**

(45) **Date of Patent:** **** Jun. 6, 2006**

(54) **CURTAIN CLIP**

(76) **Inventor:** **Phyllis M. Tascoe**, 3333 W. 116th St.,
Inglewood, CA (US) 90303

(**) **Term:** **14 Years**

(21) **Appl. No.:** **29/232,944**

(22) **Filed:** **Jun. 24, 2005**

(51) **LOC (8) Cl.** **06-10**

(52) **U.S. Cl.** **D6/580**

(58) **Field of Classification Search** D6/580;
D8/395; D28/39, 40, 42, 43; 132/273, 275,
132/276, 277; 248/340; 24/462, 499, 129 B
See application file for complete search history.

(56) **References Cited**

U.S. PATENT DOCUMENTS

2,160,346 A	*	5/1939	Valentine	132/277
D199,424 S	*	10/1964	Weiss	D28/39
D199,478 S	*	10/1964	Weiss	D28/39
D203,095 S	*	11/1965	Schroeder	D28/40

D348,121 S	*	6/1994	Park	D28/40
D429,030 S	*	8/2000	Yasuda	D28/40
6,192,894 B1	*	2/2001	Yasuda	132/277
D454,657 S	*	3/2002	Lau	D28/40
D480,509 S	*	10/2003	Yasuda	D28/40

* cited by examiner

Primary Examiner—Holly Baynham

Assistant Examiner—Cynthia M. Chin

(74) *Attorney, Agent, or Firm*—Vernon R. Yancy

(57) **CLAIM**

The ornamental design for a curtain clip, as shown and described.

DESCRIPTION

FIG. 1 is a right side view of the curtain clip of the present invention;

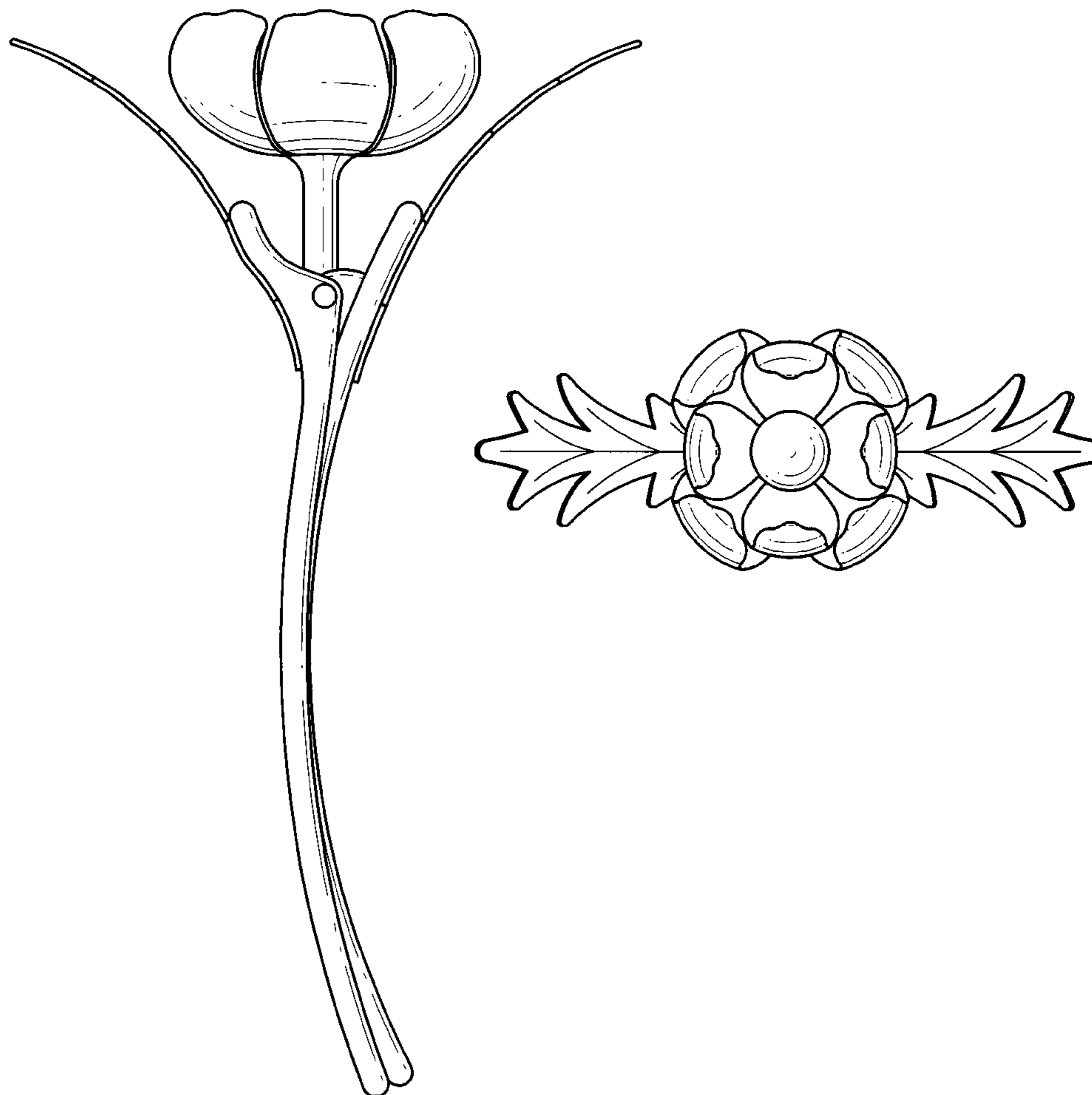
FIG. 2 is a front view of the curtain clip of FIG. 1;

FIG. 3 is a rear view of the curtain clip of FIG. 1;

FIG. 4 is a top view of the curtain clip of FIG. 1; and,

FIG. 5 is a bottom view of the curtain clip of FIG. 1.

1 Claim, 3 Drawing Sheets



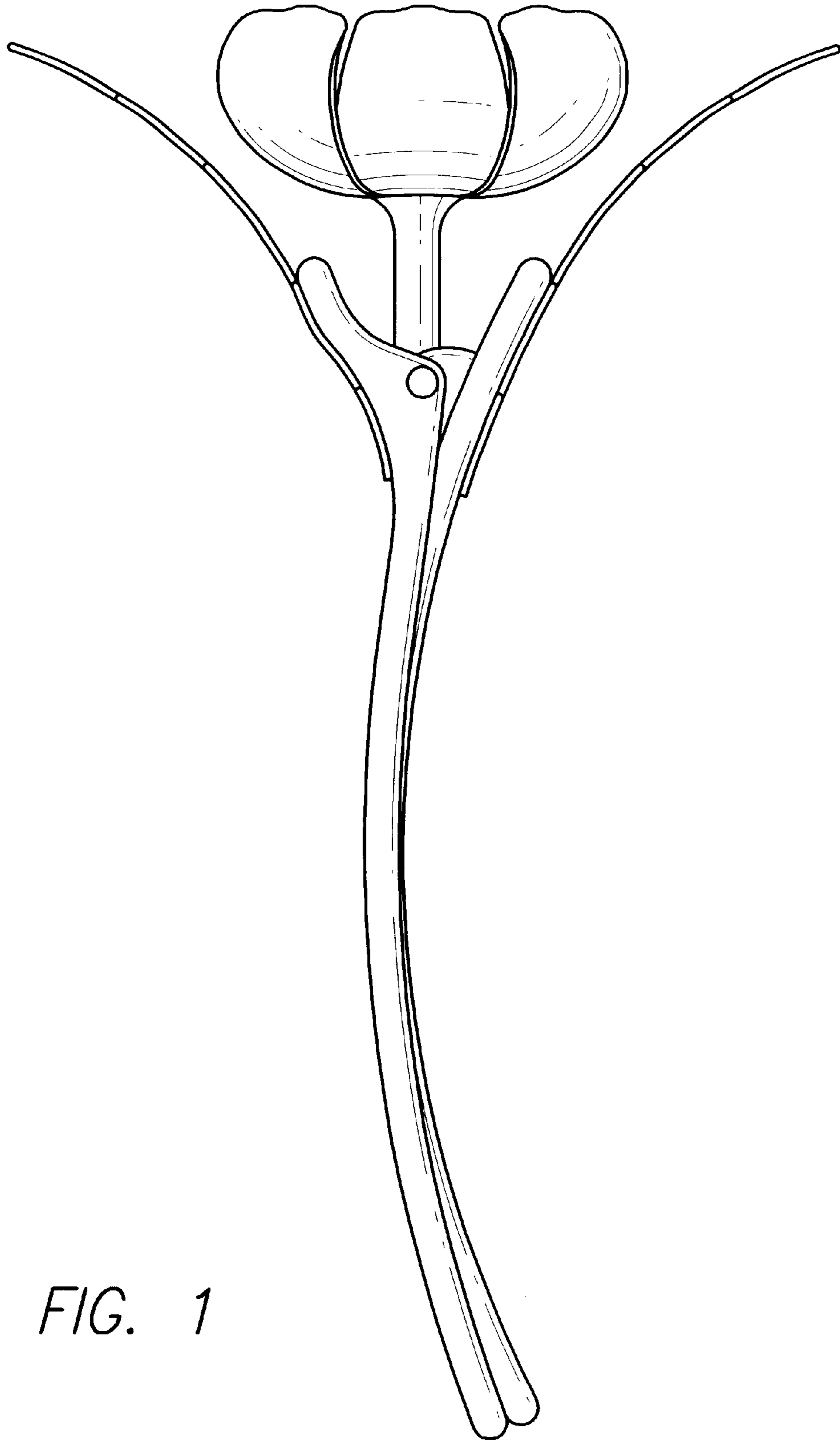


FIG. 1

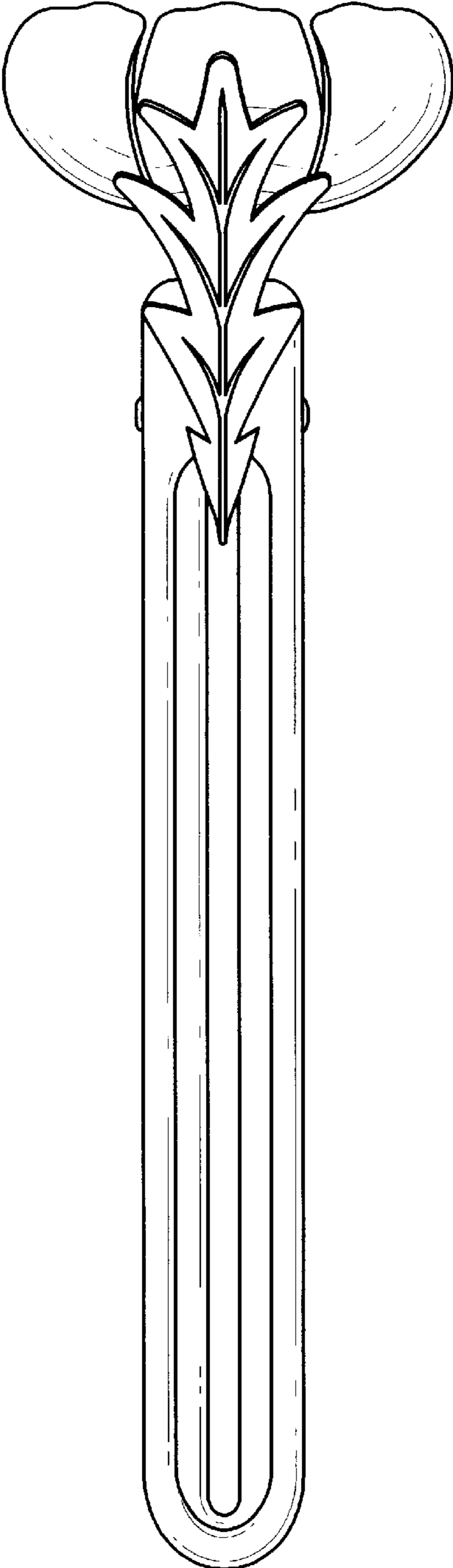


FIG. 2

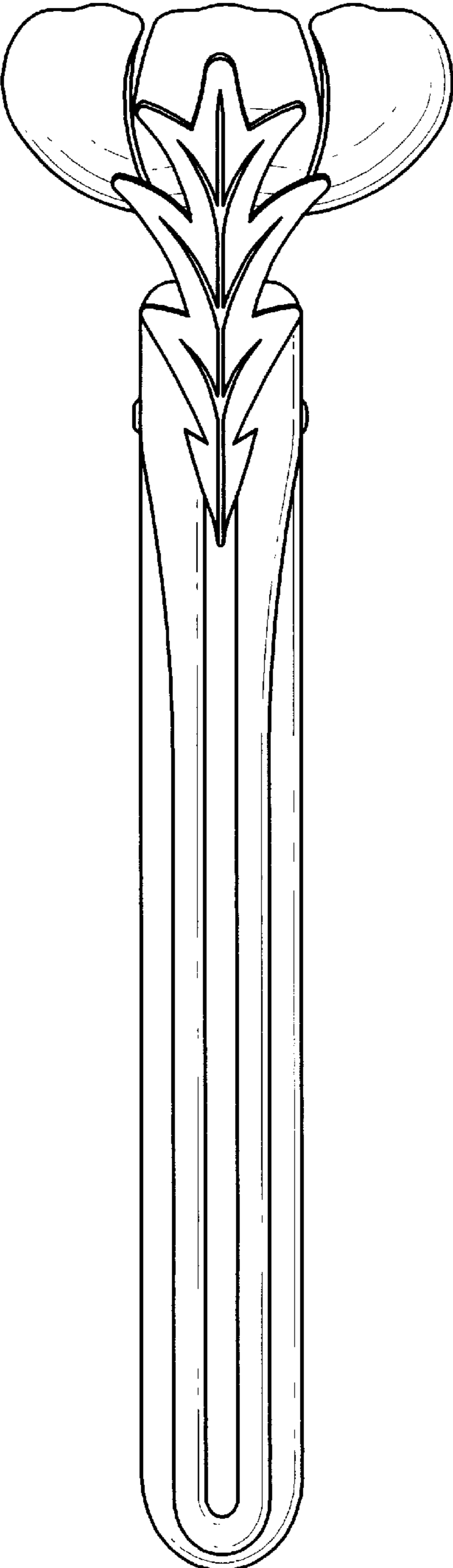


FIG. 3




FIG. 4

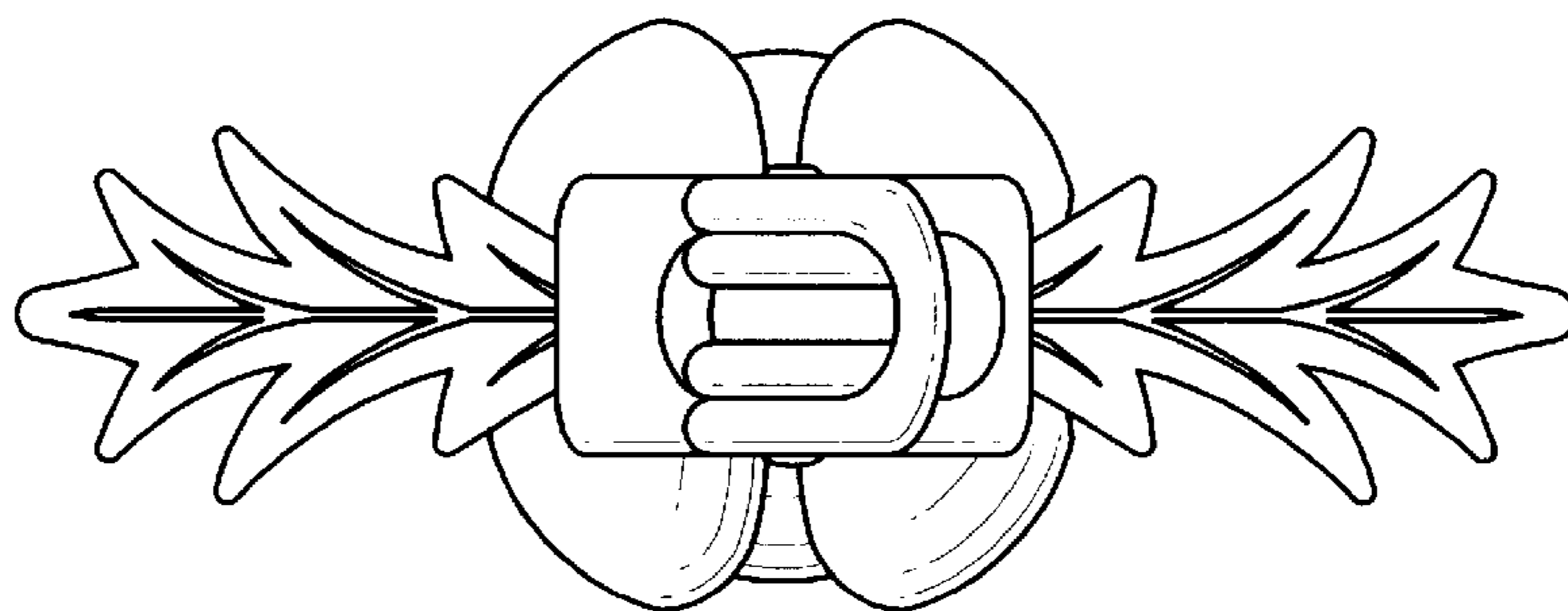


FIG. 5