



US00D522266S

(12) **United States Design Patent**  
**Bongaerts**

(10) **Patent No.:** **US D522,266 S**  
(45) **Date of Patent:** **\*\* Jun. 6, 2006**

(54) **CHAIR**  
(75) Inventor: **William I. Bongaerts**, Winston-Salem,  
NC (US)  
(73) Assignee: **Beaufurn, LLC**, Winston-Salem, NC  
(US)  
(\*\*) Term: **14 Years**

D298,987 S \* 12/1988 Tiffany ..... D6/380  
D314,285 S \* 2/1991 Favaretto ..... D6/380  
D315,067 S \* 3/1991 Hubert ..... D6/380  
D344,196 S \* 2/1994 Snodgrass et al. .... D6/380  
D346,707 S \* 5/1994 Soto Martinez ..... D6/379  
D406,198 S \* 3/1999 Lin et al. .... D6/379  
D406,951 S \* 3/1999 Herrmann ..... D6/379  
D408,646 S \* 4/1999 Lin et al. .... D6/379  
D409,409 S \* 5/1999 Muller ..... D6/380

\* cited by examiner

(21) Appl. No.: **29/205,065**  
(22) Filed: **May 7, 2004**

*Primary Examiner*—Mimosa De  
(74) *Attorney, Agent, or Firm*—MacCord Mason PLLC

(51) **LOC (8) Cl.** ..... **06-01**  
(52) **U.S. Cl.** ..... **D6/376; D6/380**  
(58) **Field of Classification Search** ..... D6/334,  
D6/335, 369, 374, 376, 379, 380, 500–502;  
297/445.1, 446.1, 411.28, 452.2, 452.46,  
297/452.64

(57) **CLAIM**

The ornamental design for a chair, as shown and described.

See application file for complete search history.


**DESCRIPTION**

FIG. 1 is a perspective view of a chair showing my new design;  
FIG. 2 is a front view thereof;  
FIG. 3 is a side view, the opposite side being a mirror image thereof;  
FIG. 4 is a back view thereof; and,  
FIG. 5 is a slightly enlarged top view.

(56) **References Cited**  
U.S. PATENT DOCUMENTS

D86,038 S \* 1/1932 Macomber ..... D6/379  
D174,472 S \* 4/1955 Roth ..... D6/374  
D181,214 S \* 10/1957 Luberts et al. .... D6/379  
D271,066 S \* 10/1983 Rowland ..... D6/379

**1 Claim, 5 Drawing Sheets**






FIGURE 1




FIGURE 2



FIGURE 3







FIGURE 4



**FIGURE 5**