



US00D522256S

(12) **United States Design Patent**
Bruce

(10) **Patent No.:** **US D522,256 S**
(45) **Date of Patent:** **** Jun. 6, 2006**

(54) **MIRROR**

D506,318 S * 6/2005 Mohundro D6/300

(75) Inventor: **David Bruce**, Monroe Township, NJ
(US)

(73) Assignee: **Foremost Groups, Inc.**, East Hanover,
NJ (US)

(**) Term: **14 Years**

(21) Appl. No.: **29/227,080**

(22) Filed: **Apr. 6, 2005**

(51) **LOC (8) Cl.** **06-07**

(52) **U.S. Cl.** **D6/300**

(58) **Field of Classification Search** D6/300-314;
40/700, 717, 735, 738, 739, 790, 786, 798;
D8/350-353; D28/64.1, 64.3

See application file for complete search history.

(56) **References Cited**

U.S. PATENT DOCUMENTS

- D371,005 S * 6/1996 Brunner et al. D6/300
- D387,568 S * 12/1997 Walters et al. D6/312
- D390,009 S * 2/1998 Walters et al. D6/300
- D402,814 S * 12/1998 Hazen et al. D6/300
- D498,594 S * 11/2004 Mohundro D6/300
- D505,794 S * 6/2005 Mohundro D6/300

OTHER PUBLICATIONS

Thomasville Furniture, *Martinique*, p. 4, #B.*

* cited by examiner

Primary Examiner—Janice E. Seeger

Assistant Examiner—Sydney R. Buffalow

(74) *Attorney, Agent, or Firm*—Drinker Biddle & Reath
LLP

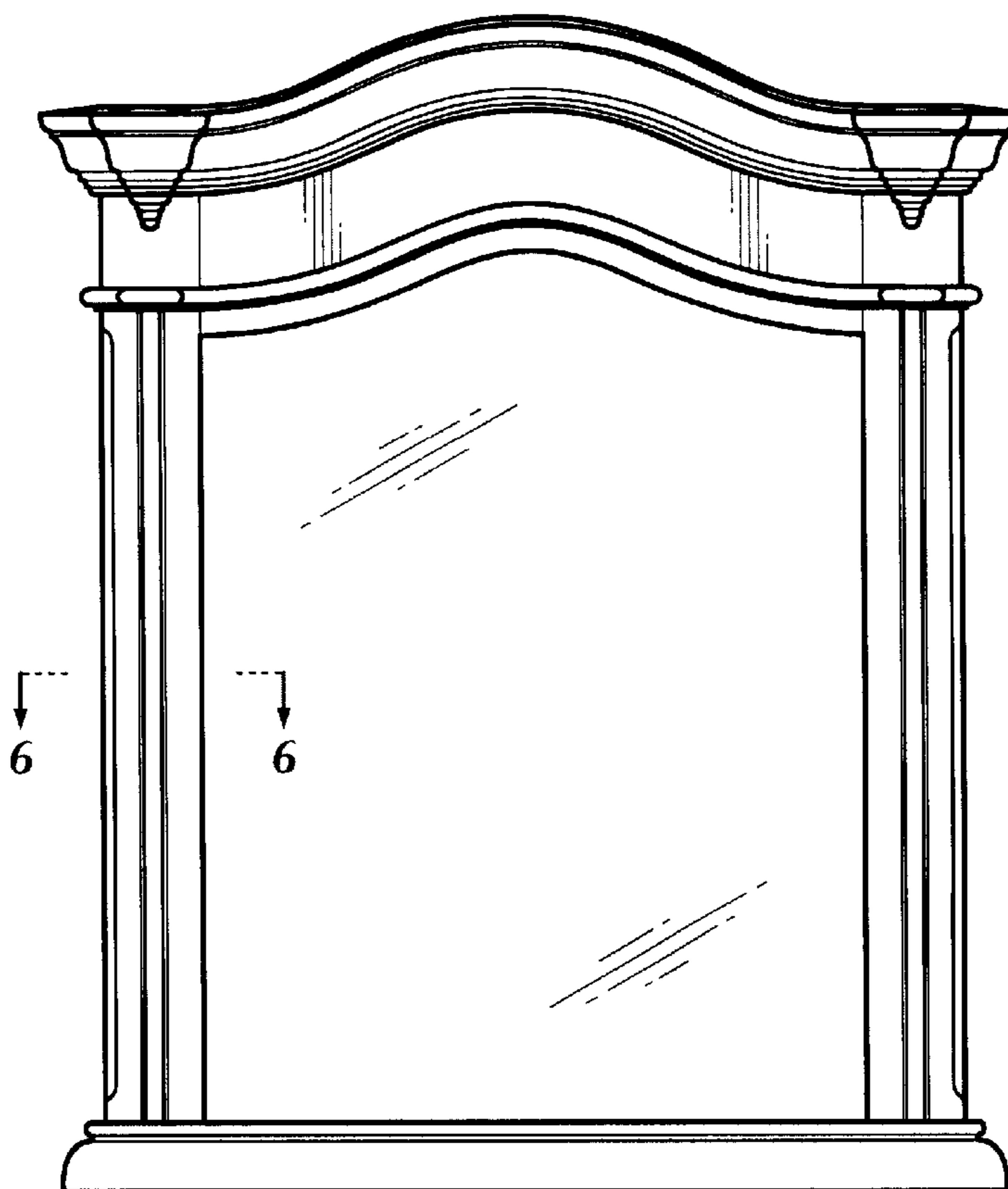
(57) **CLAIM**

The ornamental design for a mirror, as shown and described.

DESCRIPTION

FIG. 1 is front elevation view showing my new design.
 FIG. 2 is a left side elevation view of the mirror of FIG. 1,
 the right side elevation view being a mirror-image.
 FIG. 3 is a top end view of the mirror of FIG. 1.
 FIG. 4 is a rear elevation view of the mirror of FIG. 1.
 FIG. 5 is a bottom end view of the mirror of FIG. 1; and,
 FIG. 6 is a partial cross-sectional view of the mirror taken
 along lines 6—6 in FIG. 1.
 The portions of the drawings appearing in broken lines are
 for environment only and do not form a part of the claimed
 design.

1 Claim, 3 Drawing Sheets



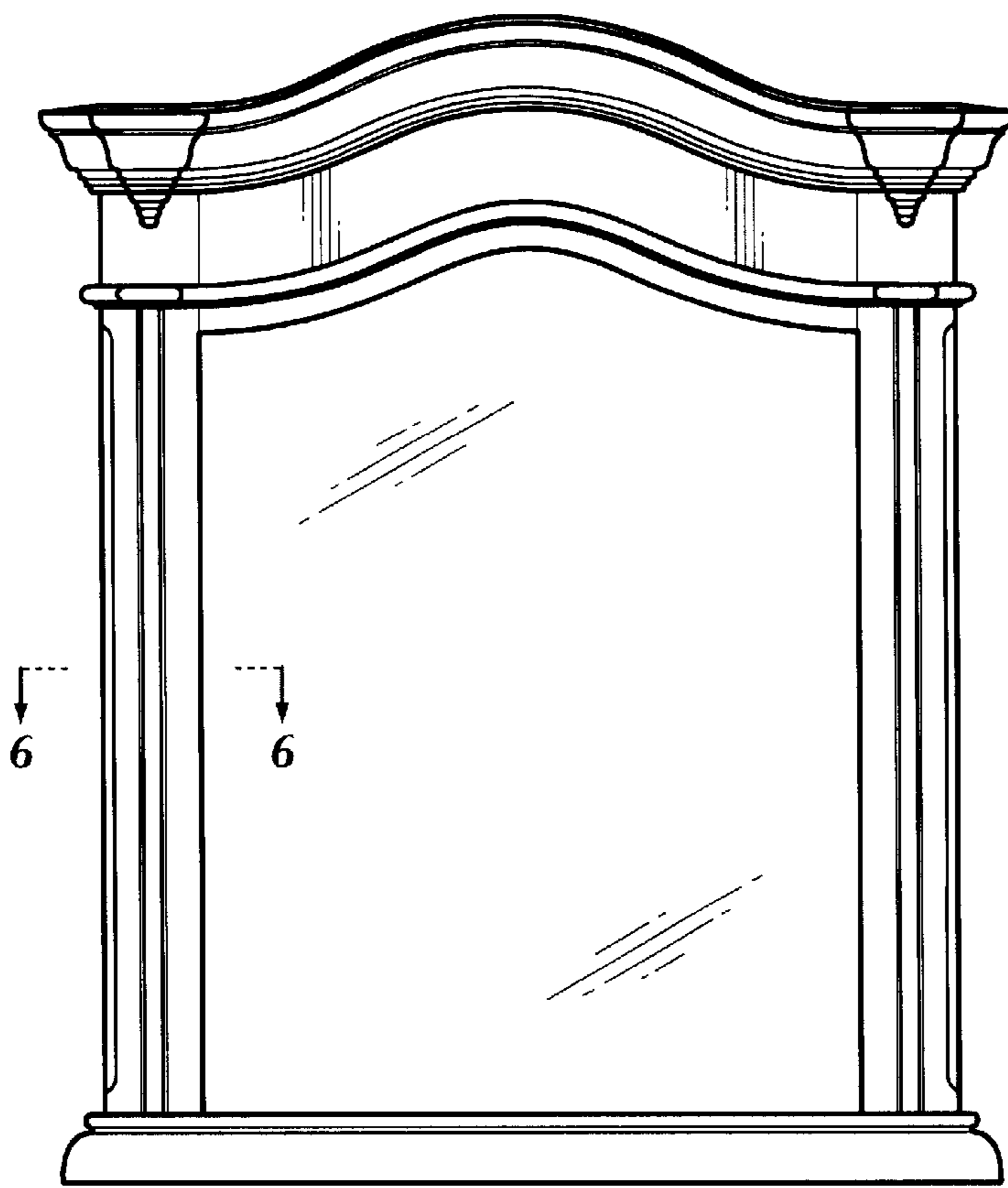


FIG. 1

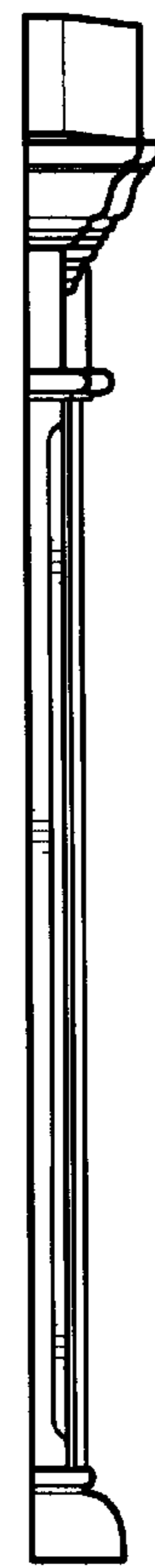


FIG. 2




FIG. 3

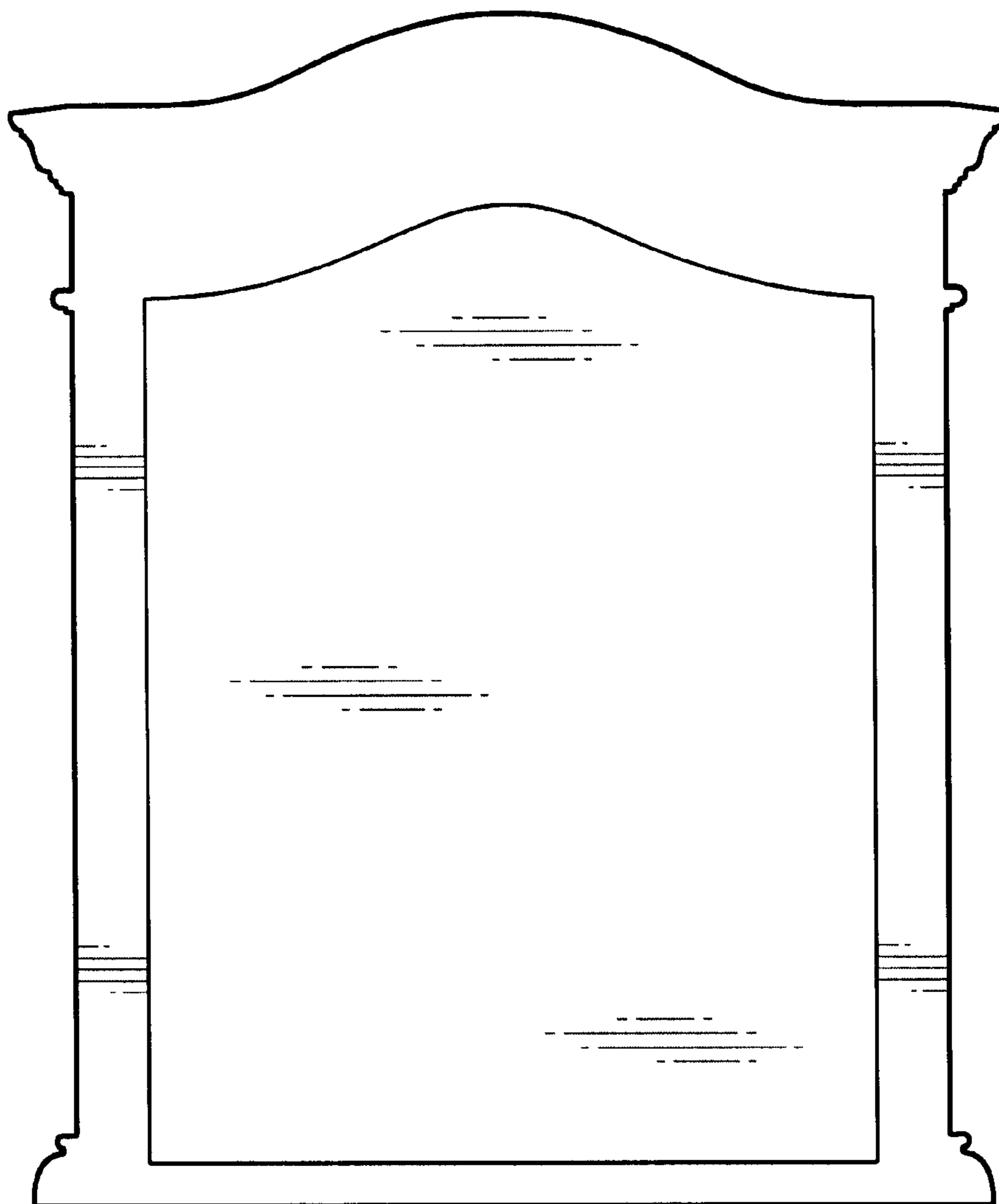


FIG. 4



FIG. 5

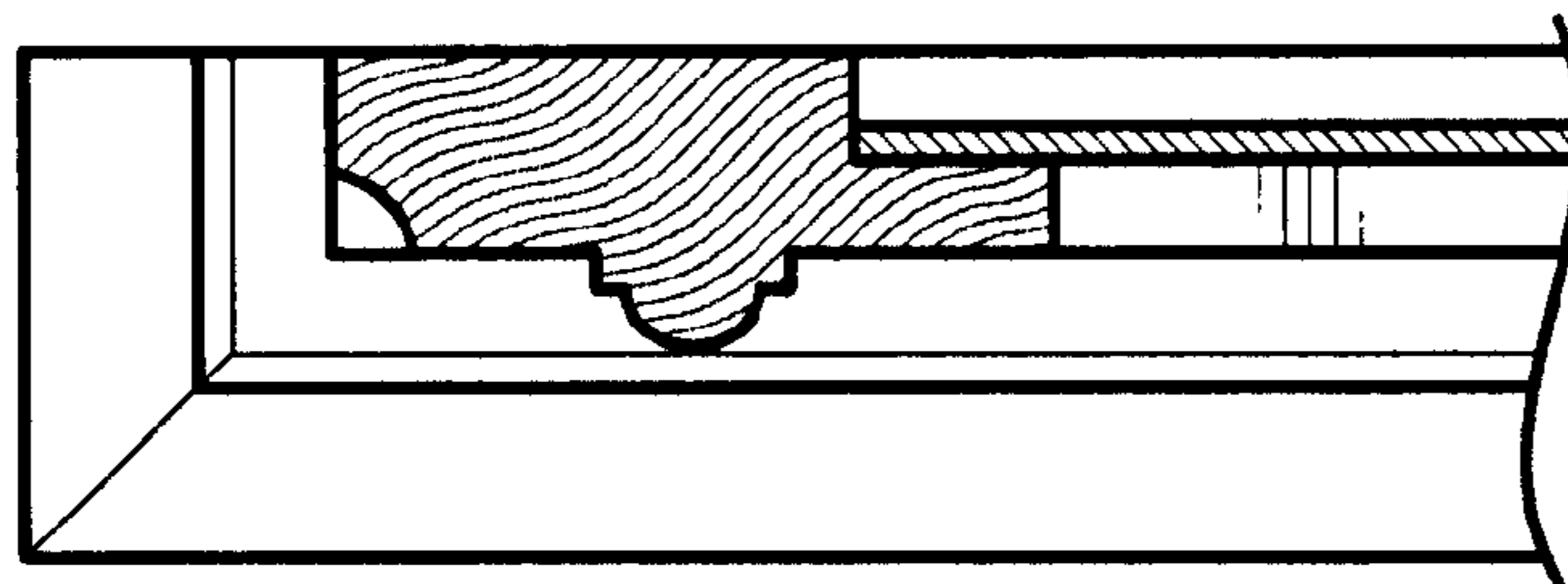


FIG. 6