

US00D522240S

(12) **United States Design Patent**
Laval et al.

(10) **Patent No.:** **US D522,240 S**
(45) **Date of Patent:** **** Jun. 6, 2006**

(54) **DECORATIVE CONTAINER**

(76) Inventors: **Joan Laval**, P.O. Box 2542,
Philadelphia, PA (US) 19147; **Florence**
Maiuro, P.O. Box 637, Lansdale, PA
(US) 19446

(**) Term: **14 Years**

(21) Appl. No.: **29/225,816**

(22) Filed: **Mar. 21, 2005**

(51) **LOC (8) Cl.** **03-01**

(52) **U.S. Cl.** **D3/271.1; D9/651; D9/430**

(58) **Field of Classification Search** D1/100,
D1/106; D3/270, 271.1, 903; D9/424, 430,
D9/504, 559, 600, 640, 651; D11/90; D19/96-97;
D21/372-373; D28/8.2; 206/457
See application file for complete search history.

(56) **References Cited**

U.S. PATENT DOCUMENTS

1,555,447	A	*	9/1925	Bernstein	273/146
D73,182	S	*	8/1927	Kasch	D8/310
D76,976	S		11/1928	Applebaum		
D79,944	S		11/1929	Teague		
D81,167	S		5/1930	Teague		
D81,602	S		7/1930	Teague		
D97,681	S		12/1935	Larsen		
D124,598	S		1/1941	Brodovitch		
D142,315	S		8/1945	Beveridge		
2,839,841	A	*	6/1958	Berry	434/278
3,195,895	A	*	7/1965	Kropinski	273/240
3,208,754	A	*	9/1965	Sieve	273/146
D214,132	S	*	5/1969	Niemoller	D27/152
D228,974	S		10/1973	Maiuro et al.		
4,248,901	A	*	2/1981	Austin	426/119
D262,804	S		1/1982	Gleason		
D277,455	S		2/1985	Tordjman		
D289,142	S		4/1987	Bijaoui		
D298,564	S	*	11/1988	Paul	D23/254

D301,641	S		6/1989	Trabattoni		
D306,552	S	*	3/1990	Paul	D8/301
D306,694	S		3/1990	Beier-Rosetti		
D361,306	S	*	8/1995	Shryock	D11/164
D365,516	S		12/1995	Williamson		
D368,430	S	*	4/1996	Herzog	D9/651
5,909,874	A	*	6/1999	Daniel et al.	273/146
D412,386	S		7/1999	De Manjarrez et al.		
5,937,553	A	*	8/1999	Maran	40/124.08
D434,325	S	*	11/2000	Jivago	D9/651
D467,833	S	*	12/2002	Mardkha	D11/90
D477,219	S	*	7/2003	Waterhouse et al.	D9/430
D477,227	S		7/2003	Goswell		

* cited by examiner

Primary Examiner—Philip S. Hyder
Assistant Examiner—RoseLynne Ulm
(74) *Attorney, Agent, or Firm*—Michael Crilly, Esq.

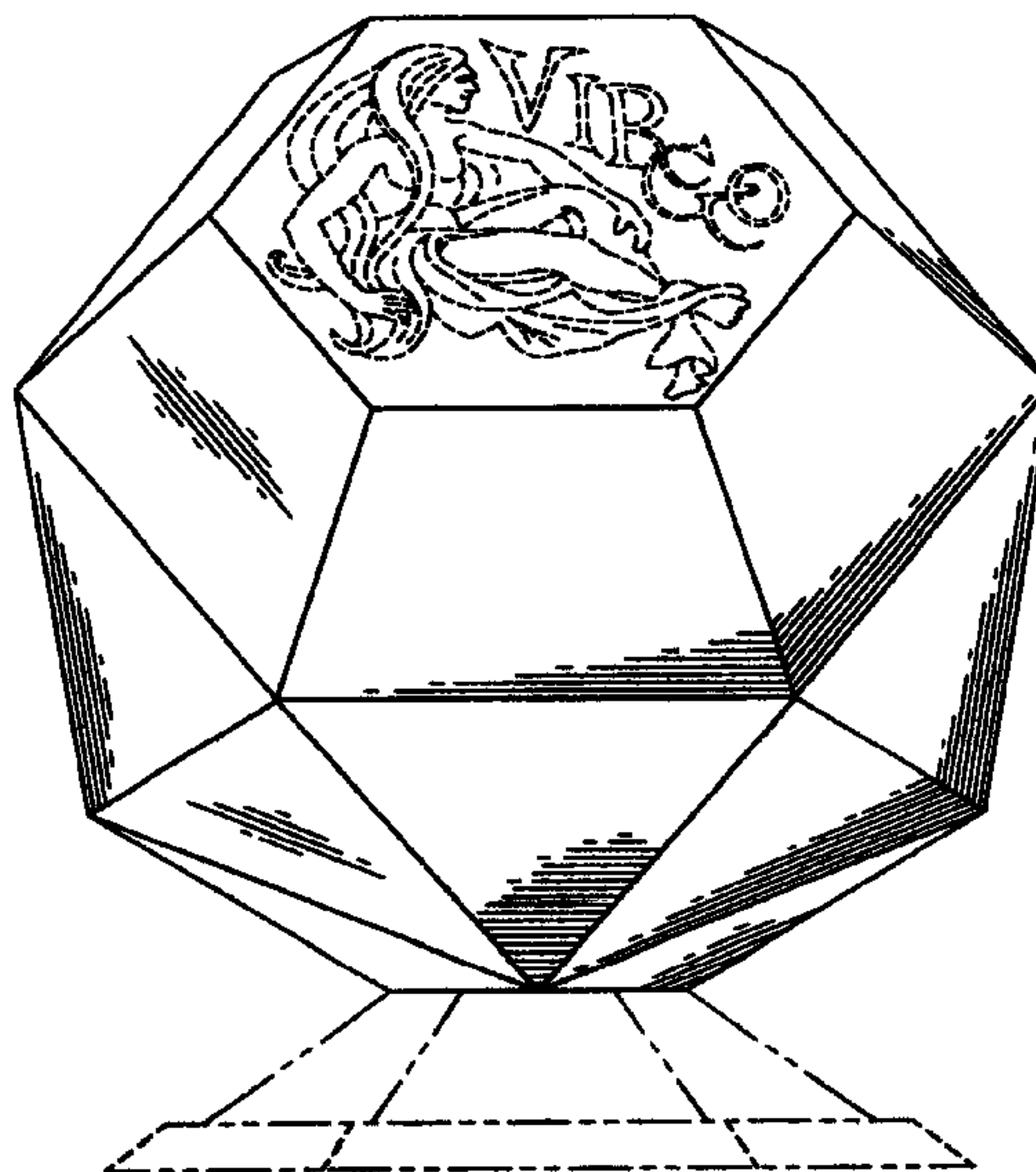
(57) **CLAIM**

The ornamental design for a decorative container, as shown and described.

DESCRIPTION

FIG. 1 is a front elevation view of a decorative container showing our new design;
FIG. 2 is a right side elevation view of a decorative container in FIG. 1; the left side elevation being of identical design;
FIG. 3 is a rear elevation view of the decorative container in FIG. 1;
FIG. 4 is a bottom plan view of the decorative container in FIG. 1;
FIG. 5 is a view taken on the line 5—5 of FIG. 2 of the decorative container; and,
FIG. 6 is a view taken on the line 6—6 of FIG. 2 of the decorative container.
The broken line showing of the base and surface ornamentation is for illustrative purposes only and forms no part of the claimed design.

1 Claim, 6 Drawing Sheets



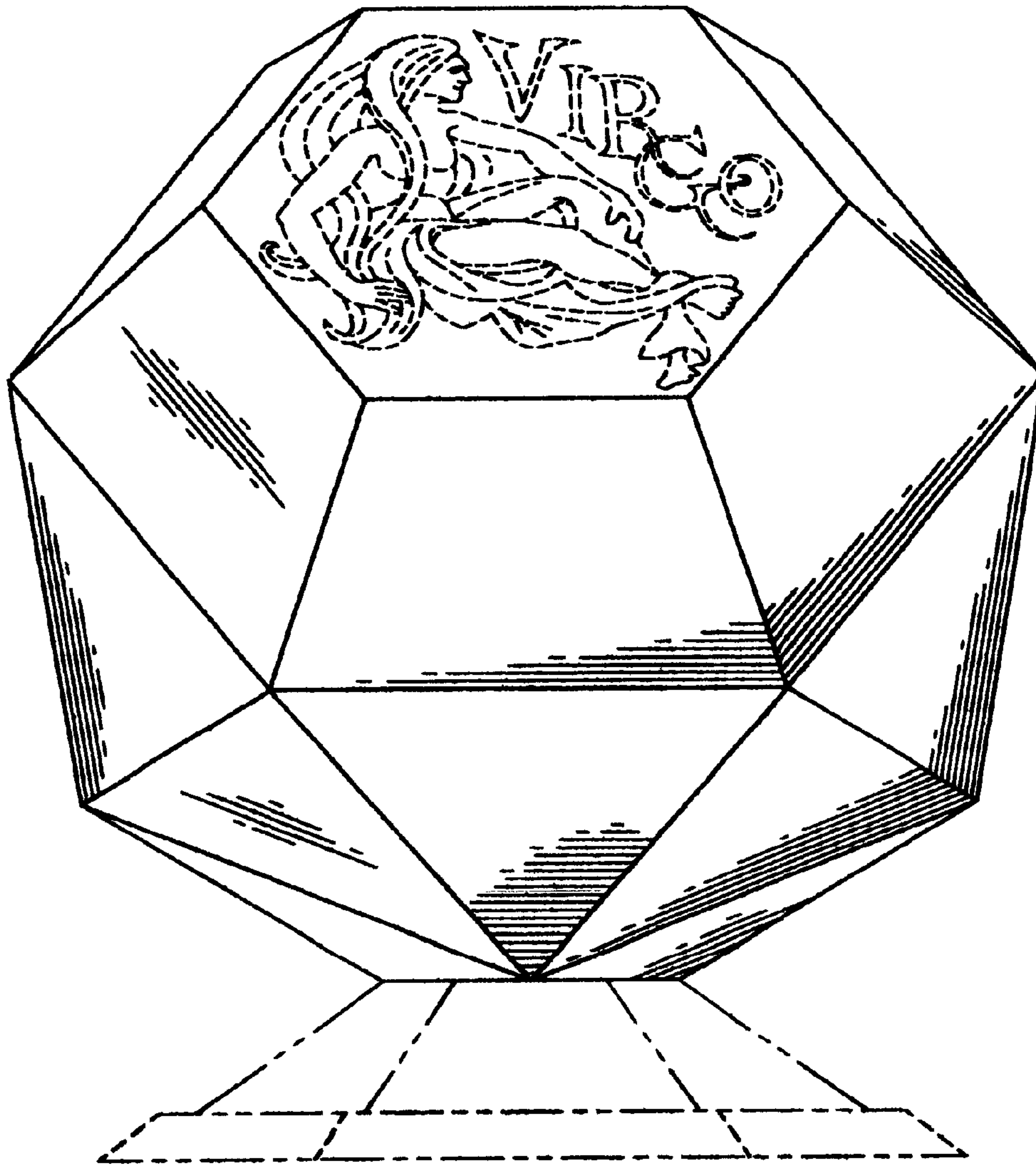


Fig. 1

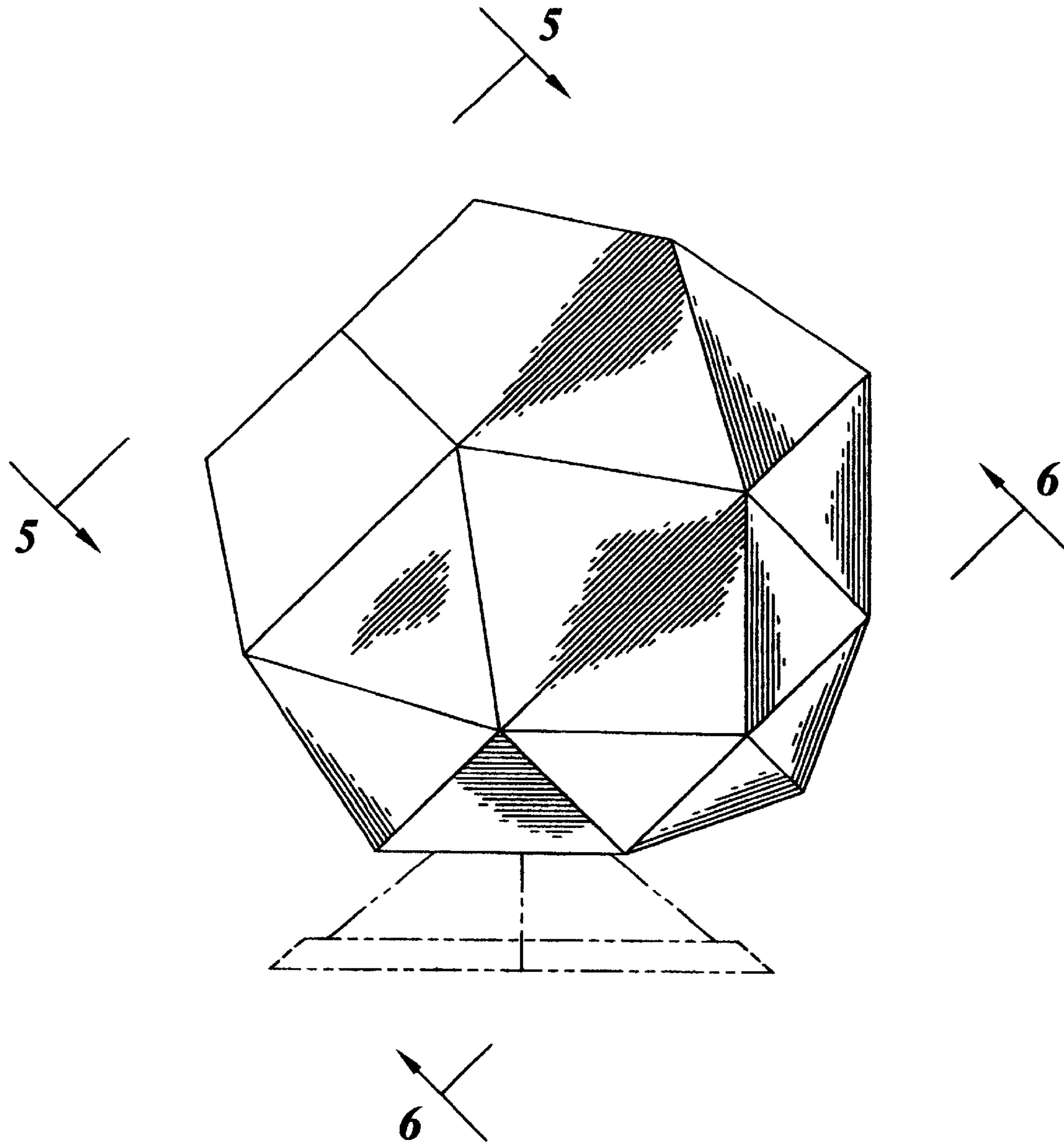


Fig. 2

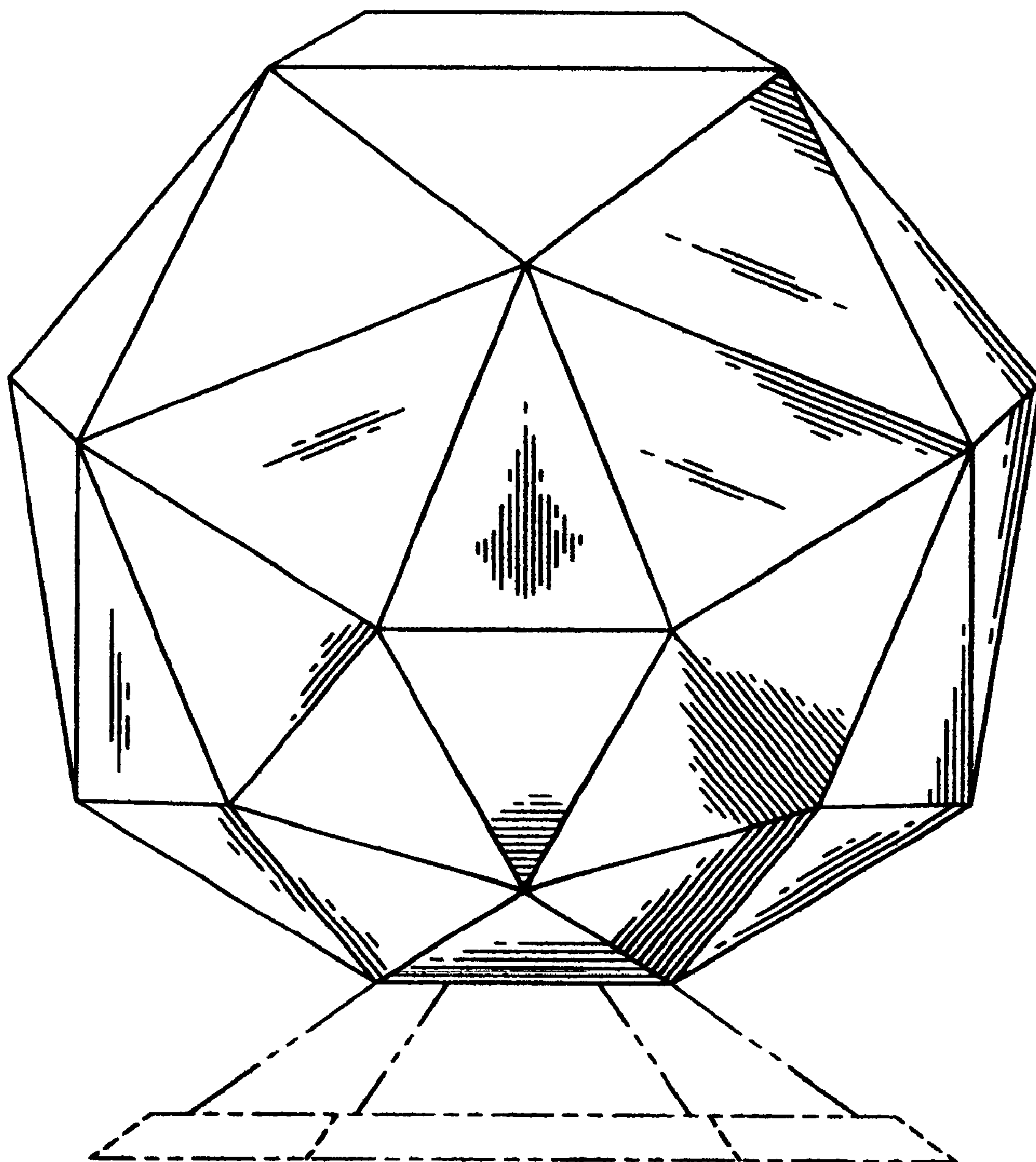


Fig. 3

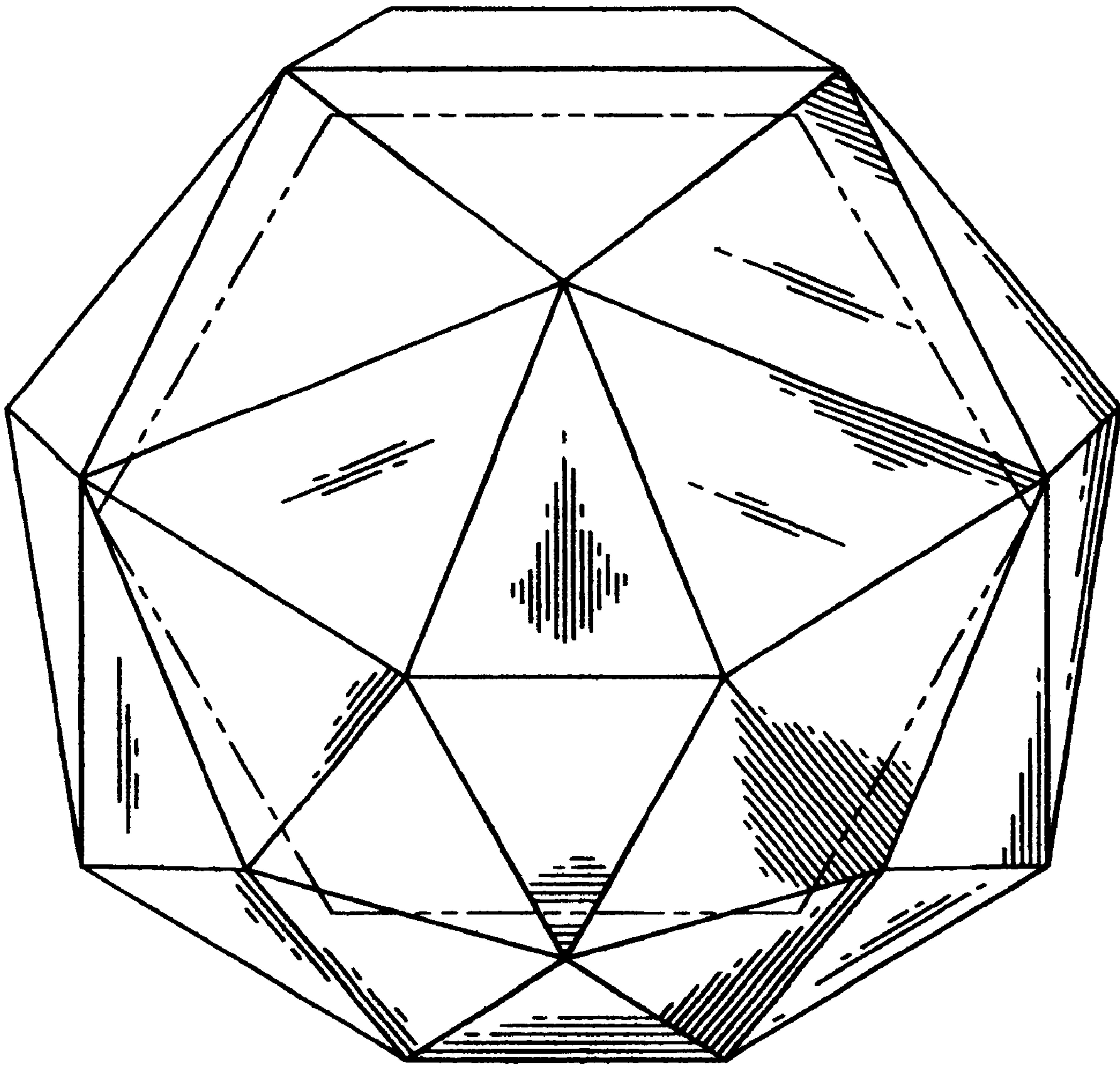


Fig. 4

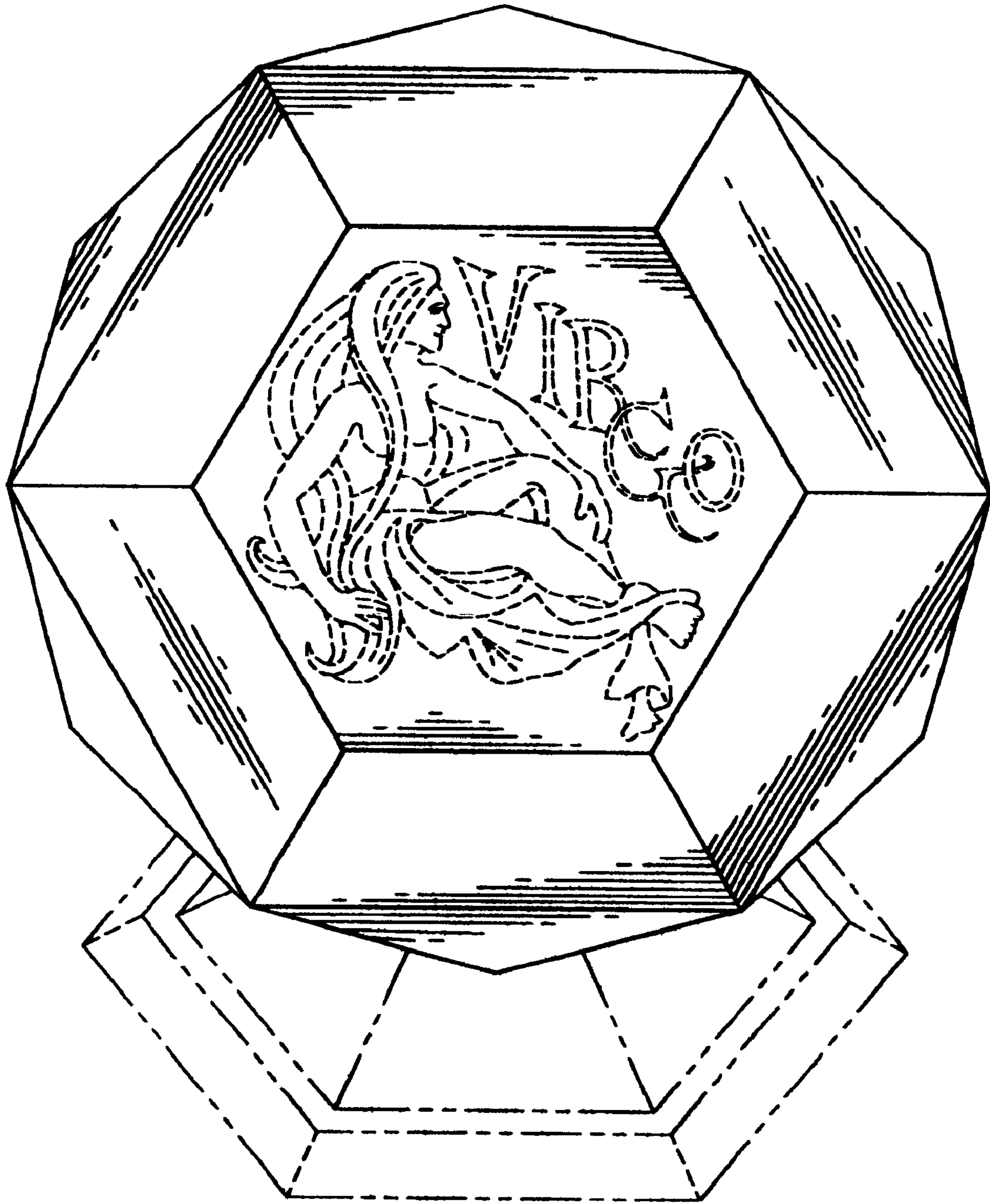


Fig. 5




Fig. 6