



US00D522212S

(12) **United States Design Patent**
Martin et al.

(10) **Patent No.:** **US D522,212 S**
(45) **Date of Patent:** **** Jun. 6, 2006**

(54) **CANDY BAR**

(75) Inventors: **John M. Martin**, Blairstown, NJ (US);
Eileen Brown, Blairstown, NJ (US)
(73) Assignee: **Mars Incorporated**, McLean, VA (US)
(**) Term: **14 Years**

(21) Appl. No.: **29/219,804**
(22) Filed: **Dec. 23, 2004**

(51) **LOC (8) Cl.** **01-01**
(52) **U.S. Cl.** **D1/127; D1/114**
(58) **Field of Classification Search** D1/106,
D1/127, 114, 128, 100; 426/383, 660, 514,
426/593, 94, 76, 144, 104, 512, 128, 5
See application file for complete search history.

(56) **References Cited**

U.S. PATENT DOCUMENTS

4,946,696	A	*	8/1990	Nendl et al.	426/383
D343,268	S	*	1/1994	Kraus	D1/114
6,129,936	A	*	10/2000	Gustafsson	426/5
6,627,239	B1	*	9/2003	Gavie et al.	426/128
D497,466	S	*	10/2004	Van De Wal et al.	D1/127
D498,343	S	*	11/2004	Malina et al.	D1/127
D499,228	S	*	12/2004	Malina et al.	D1/127

OTHER PUBLICATIONS

U.S. Appl. No. 29/216,291, filed Nov. 2, 2004, John M. Martin et al.
U.S. Appl. No. 29/217,856, filed Nov. 24, 2004, John M. Martin et al.

* cited by examiner

Primary Examiner—Pamela Burgess

(74) *Attorney, Agent, or Firm*—Fitzpatrick, Cella, Harper & Scinto

(57) **CLAIM**

The design for a candy bar, substantially as shown and described.

DESCRIPTION

FIG. 1 is a top perspective view of a candy bar showing our new design;
FIG. 2 is a top plan view thereof;
FIG. 3 is a front elevational view thereof;
FIG. 4 is a rear elevational view thereof; and,
FIG. 5 is a right side elevational view, the left side being identical thereof.
The bottom of the candy bar forms no part of the claimed design.

1 Claim, 3 Drawing Sheets

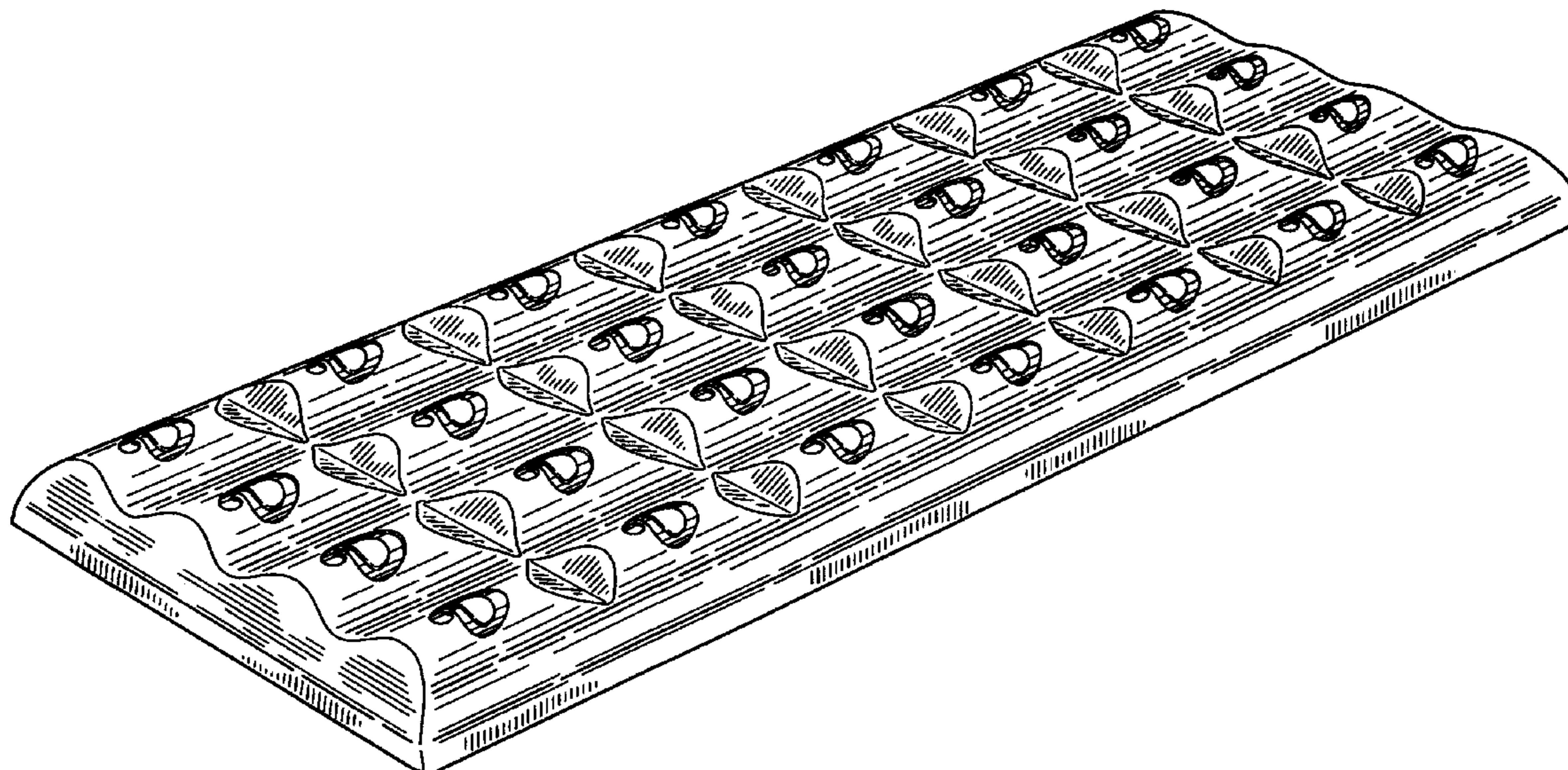


FIG. 1

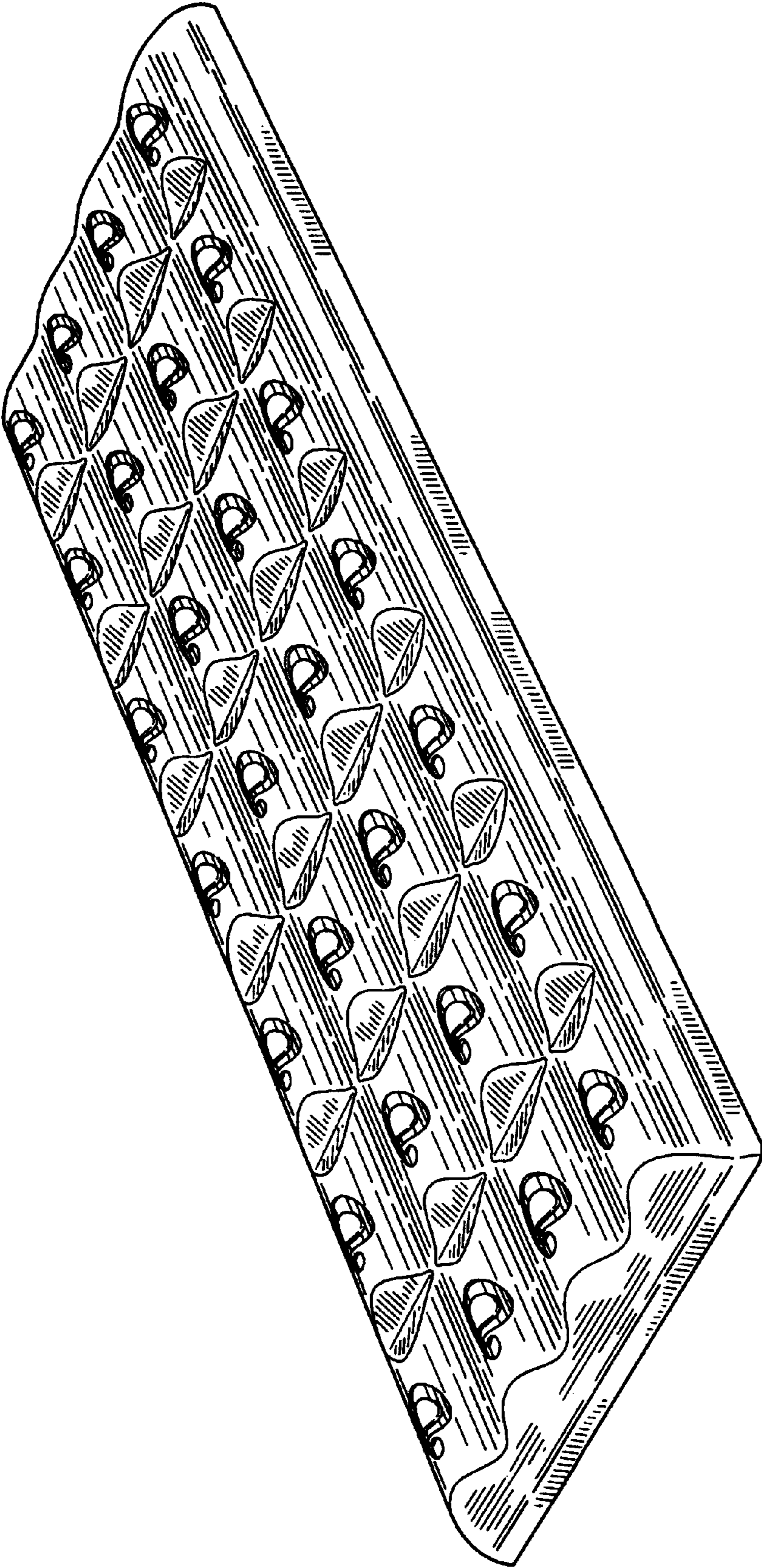


FIG. 2




FIG. 3



FIG. 4



FIG. 5

