



US00D522199S

(12) **United States Design Patent**
Cunningham et al.

(10) **Patent No.:** **US D522,199 S**

(45) **Date of Patent:** **** May 30, 2006**

(54) **CLEANER HANDLE ILLUMINATION HOUSING**

(75) Inventors: **J. Vern Cunningham**, Aurora (CA);
Paul Arato, Toronto (CA); **Tasneem R. Babul Rayani**, Toronto (CA); **Paul Charlebois**, Toronto (CA)

(73) Assignee: **Cube Investments Limited**, Aurora (CA)

(**) Term: **14 Years**

(21) Appl. No.: **29/213,416**

(22) Filed: **Sep. 17, 2004**

(51) **LOC (8) Cl.** **15-05**

(52) **U.S. Cl.** **D32/34**

(58) **Field of Classification Search** D32/1, D32/15, 17-18, 21-25, 31, 34; 15/320-321, 15/323, 328-329, 344, 352-353, 356, 377, 15/327.1, 327.5, 327.6, 410-411, 361, 247, 15/DIG. 10; 55/337, 341.2, 347, 356, 459.1, 55/460, 484, DIG. 3; 285/7

See application file for complete search history.

(56) **References Cited**

U.S. PATENT DOCUMENTS

D315,043 S * 2/1991 Hayden D32/34
5,109,568 A * 5/1992 Rohn et al. 15/410

D333,023 S * 2/1993 Herron, Jr. D32/34
D334,447 S * 3/1993 Rohn D32/34
D364,014 S * 11/1995 Langeland et al. D32/34
5,815,883 A * 10/1998 Stein et al. 15/327.1
D406,422 S * 3/1999 Burchard et al. D32/34
D431,335 S * 9/2000 Mehaffey et al. D32/34
D494,332 S * 8/2004 Schroter D32/34
D494,333 S * 8/2004 Schroter D32/34
2004/0261211 A1 * 12/2004 Overvaag et al. 15/327.1

* cited by examiner

Primary Examiner—Ruth McInroy

(74) *Attorney, Agent, or Firm*—Dowell & Dowell, P.C.

(57) **CLAIM**

We claim the ornamental design for a cleaner handle illumination housing, as shown and described.

DESCRIPTION

FIG. 1 is a perspective view from the front, above and to one side of a cleaner handle illumination housing showing our new design;

FIG. 2 is a perspective view from the front, above and to one side of the housing of FIG. 1;

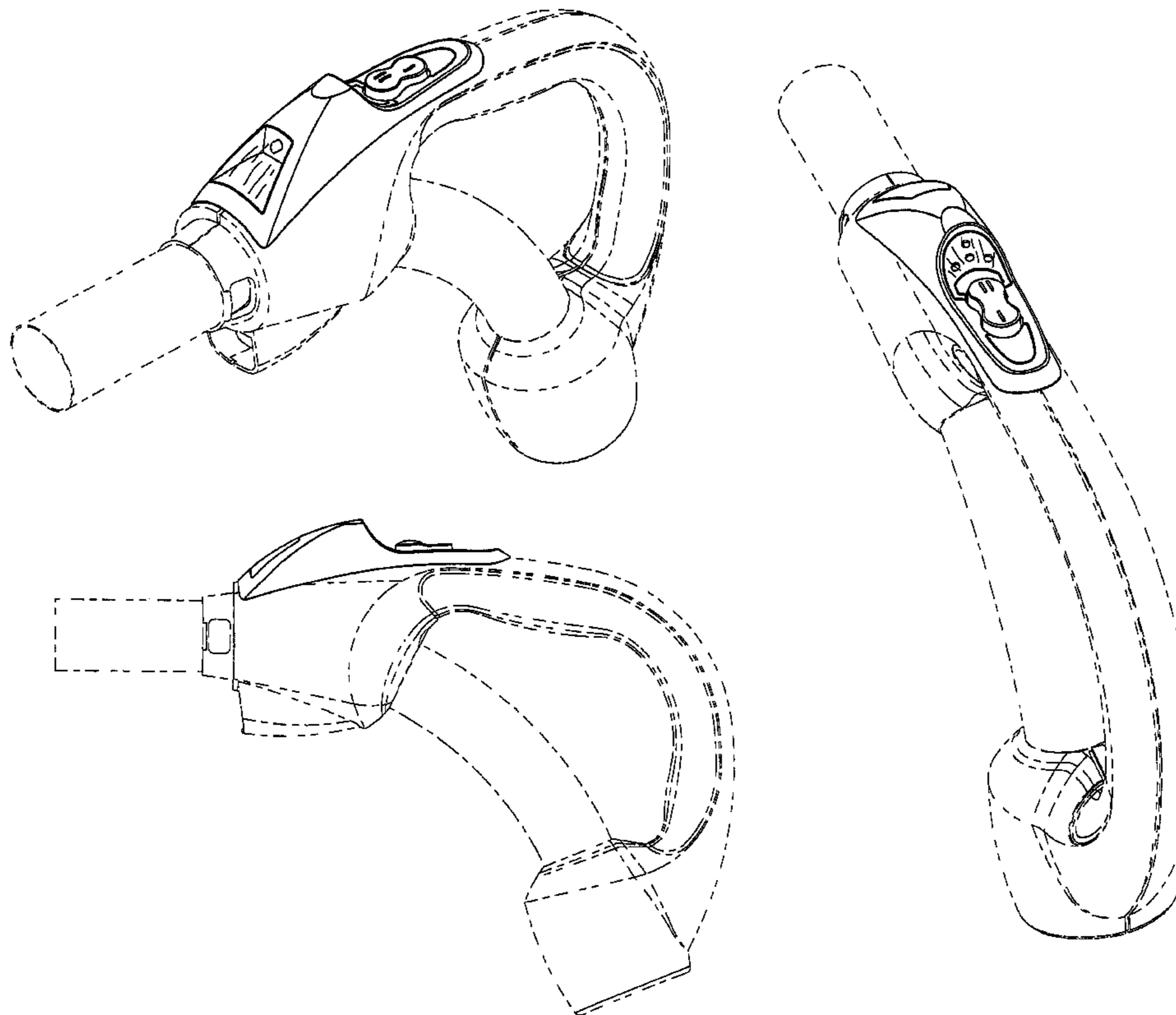
FIG. 3 is a side view of the housing of FIG. 1;

FIG. 4 is a rear view of the housing of FIG. 1; and,

FIG. 5 is a top view of the housing of FIG. 1.

The portion of the handle shown in broken lines forms no part of the claimed design.

1 Claim, 5 Drawing Sheets



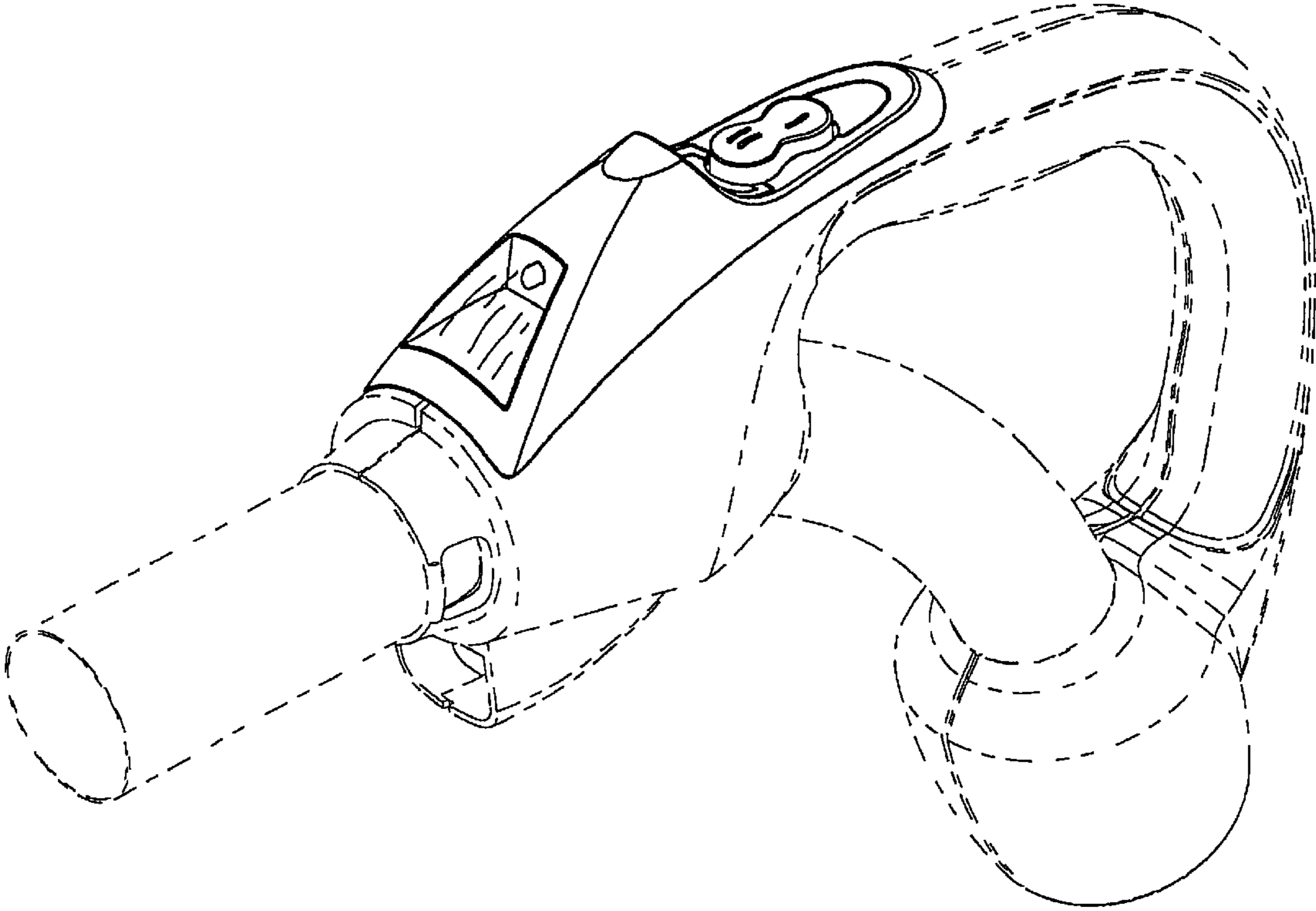


FIG. 1

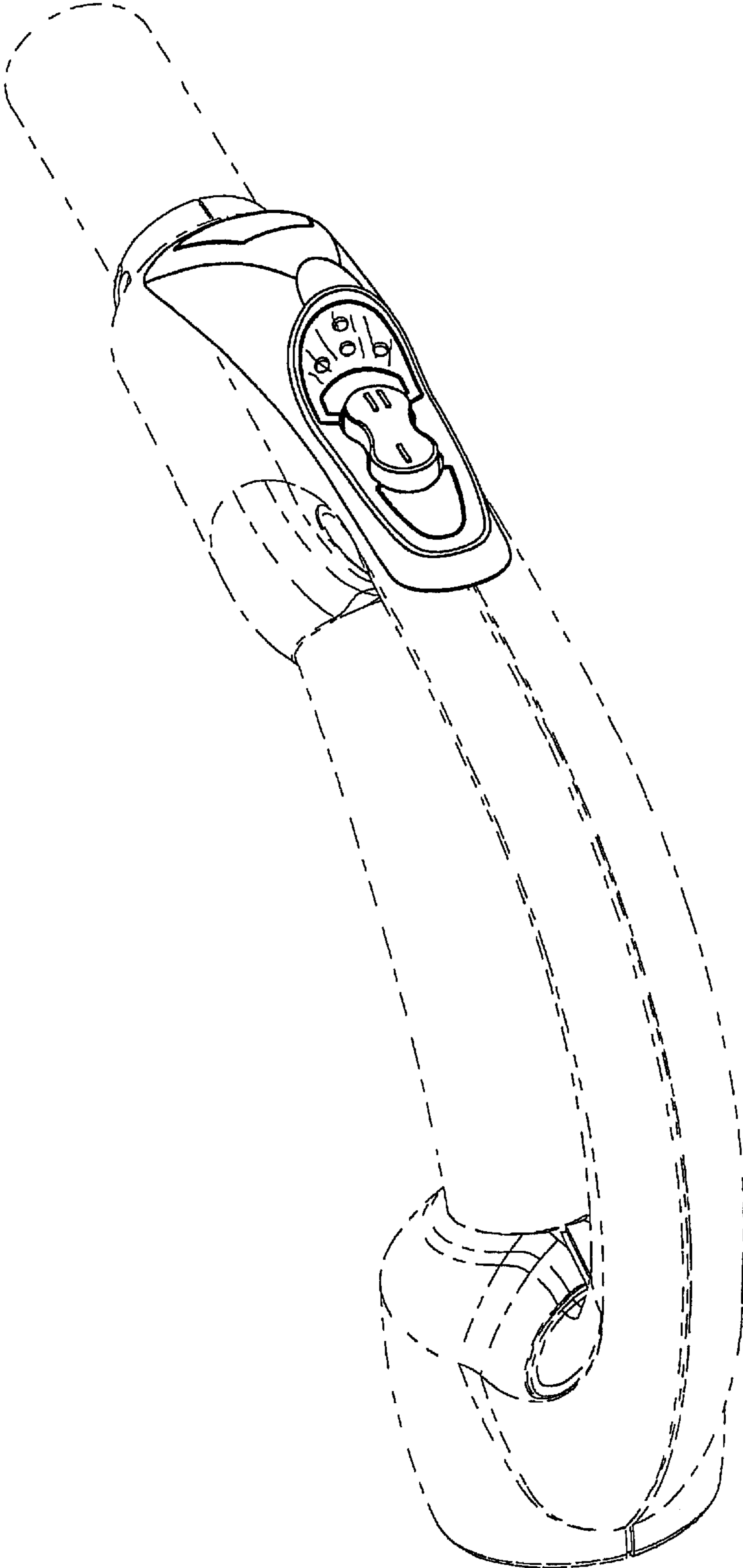


FIG. 2

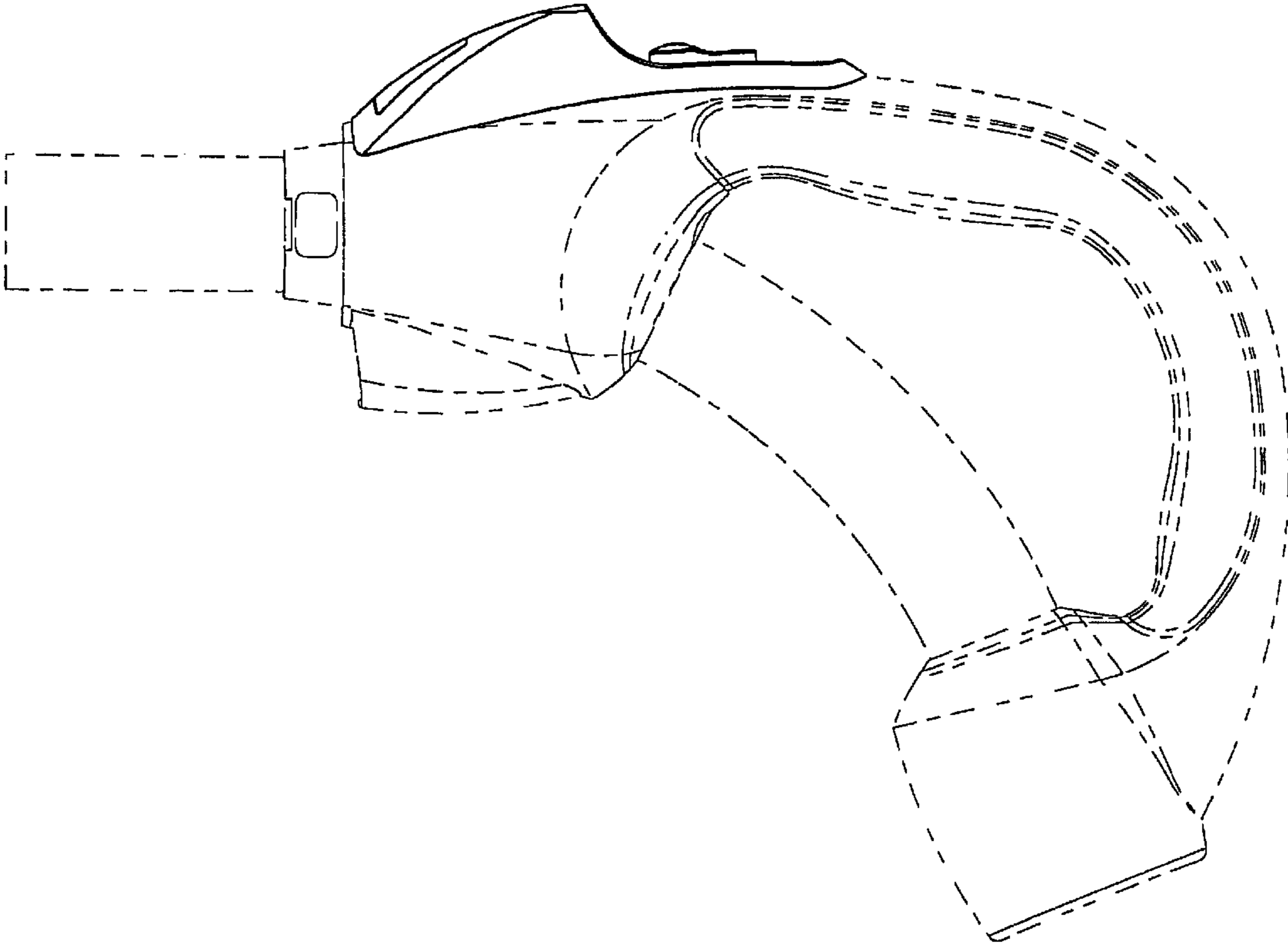


FIG. 3

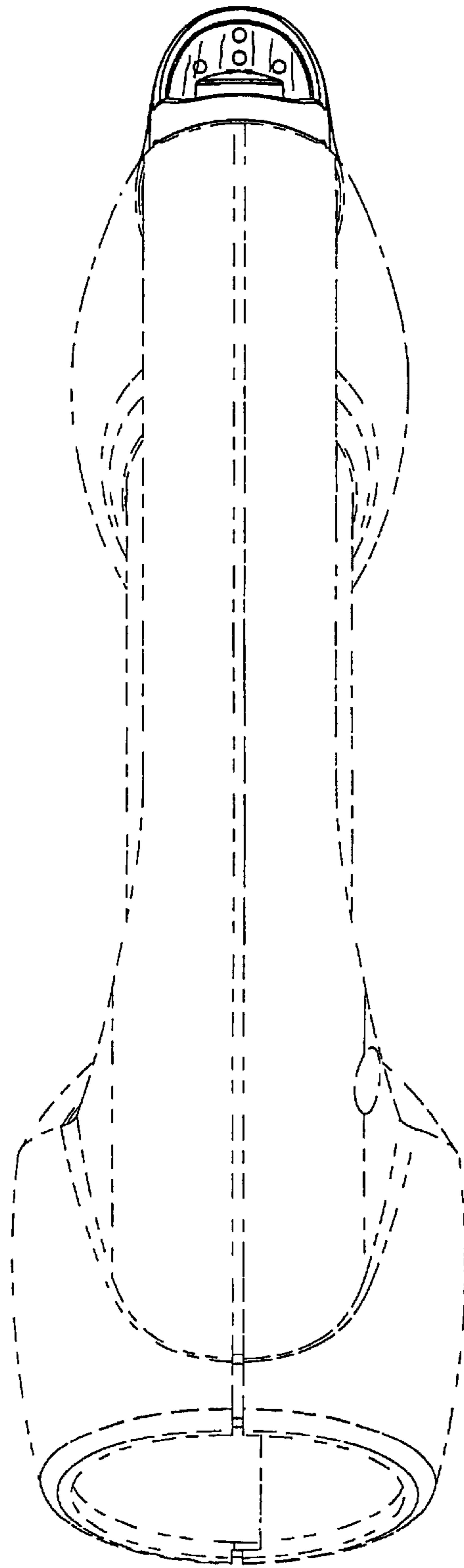


FIG. 4

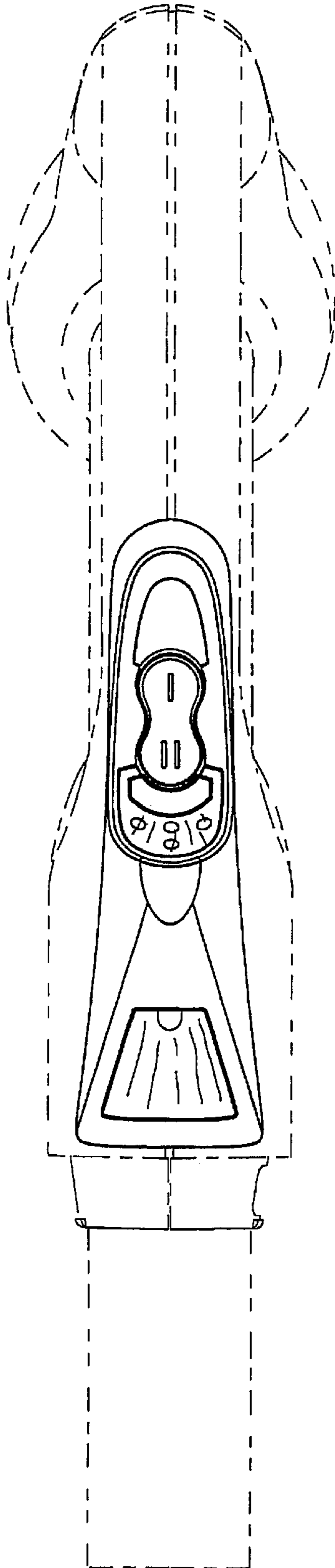


FIG. 5