



US00D522188S

(12) **United States Design Patent**  
**Doolan**

(10) **Patent No.:** **US D522,188 S**

(45) **Date of Patent:** **\*\* May 30, 2006**

(54) **EQUINE CLIPS**

(76) Inventor: **Tom Doolan**, 247 W. Greystone Ave.,  
Monrovia, CA (US) 91016

(\*\*) Term: **14 Years**

(21) Appl. No.: **29/223,364**

(22) Filed: **Feb. 10, 2005**

(51) **LOC (8) Cl.** ..... **30-99**

(52) **U.S. Cl.** ..... **D30/199**

(58) **Field of Classification Search** ..... D30/137,  
D30/155, 199; 168/17, 19, 21; D19/40, 35;  
D11/159, 134; D6/584, 589; D21/620, 659;  
D20/30, 11, 12; D5/65

See application file for complete search history.

(56) **References Cited**

**U.S. PATENT DOCUMENTS**

23,147	A	*	3/1859	Bailey	.....	298/15
59,826	A	*	11/1866	Evers	.....	144/133.1
148,291	A	*	3/1874	Fowler	.....	101/112
492,460	A	*	2/1893	Crannell	.....	168/17
512,358	A	*	1/1894	Britt	.....	168/21
517,013	A	*	3/1894	McCollum	.....	168/21
D29,016	S	*	7/1898	Crees et al.	.....	D2/643
1,416,658	A	*	5/1922	Michelsen	.....	168/19
1,451,007	A	*	4/1923	Bogie et al.	.....	168/19
D136,921	S	*	12/1943	Rebholz	.....	D21/620
2,795,421	A	*	6/1957	Toth	.....	446/29
D247,917	S	*	5/1978	Baron	.....	D21/620

D281,519	S	*	11/1985	Pedersen	.....	D21/620
D292,333	S		10/1987	Cameron		
D316,237	S	*	4/1991	Snow	.....	D12/117
D330,735	S	*	11/1992	Newman, Jr.	.....	D21/417
D342,217	S	*	12/1993	Larson	.....	D11/159
D359,525	S	*	6/1995	Voldmester	.....	D21/620
D367,886	S	*	3/1996	Dutton, Jr.	.....	D19/40
D392,684	S	*	3/1998	Wolff	.....	D20/24
5,927,816	A	*	7/1999	Hsu	.....	297/440.13
D441,027	S	*	4/2001	Wells et al.	.....	D20/30
D483,530	S		12/2003	Bruns		
6,823,946	B1		11/2004	Rafeld et al.		

**OTHER PUBLICATIONS**

[http://horsekeeping.com/h hoof\\_care\\_and\\_lameness/welding\\_clips.htm](http://horsekeeping.com/h hoof_care_and_lameness/welding_clips.htm).\*

\* cited by examiner

*Primary Examiner*—Alan P. Douglas

*Assistant Examiner*—Susan Moon Lee

(74) *Attorney, Agent, or Firm*—Fulwider Patton LLP

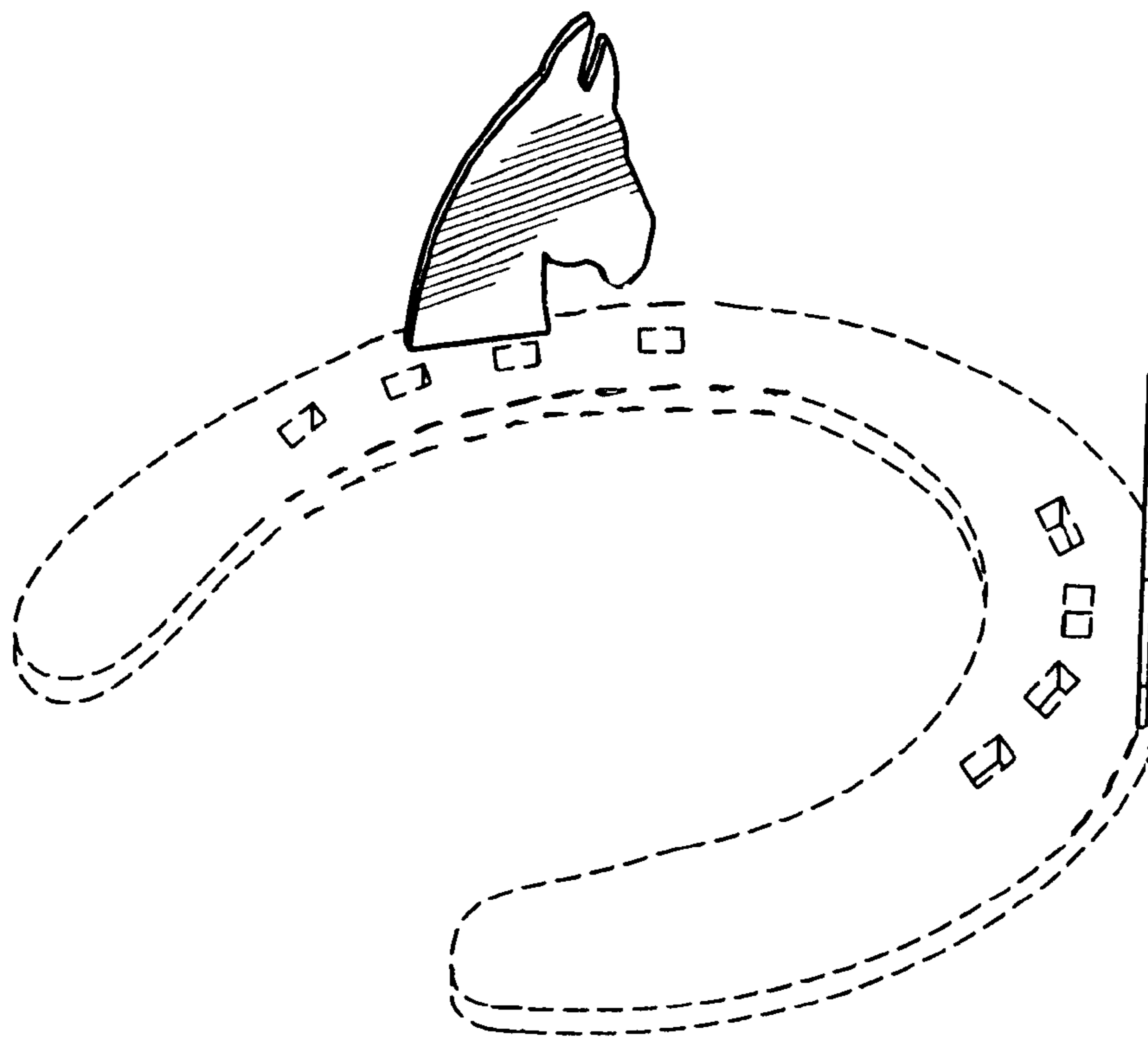
(57) **CLAIM**

The ornamental design for a equine clips, as shown and described.

**DESCRIPTION**

FIG. 1 is perspective view from the right rear;  
FIG. 2 is front elevation view;  
FIG. 3 is a side elevation view; and,  
FIG. 4 is a side elevation view.

**1 Claim, 1 Drawing Sheet**



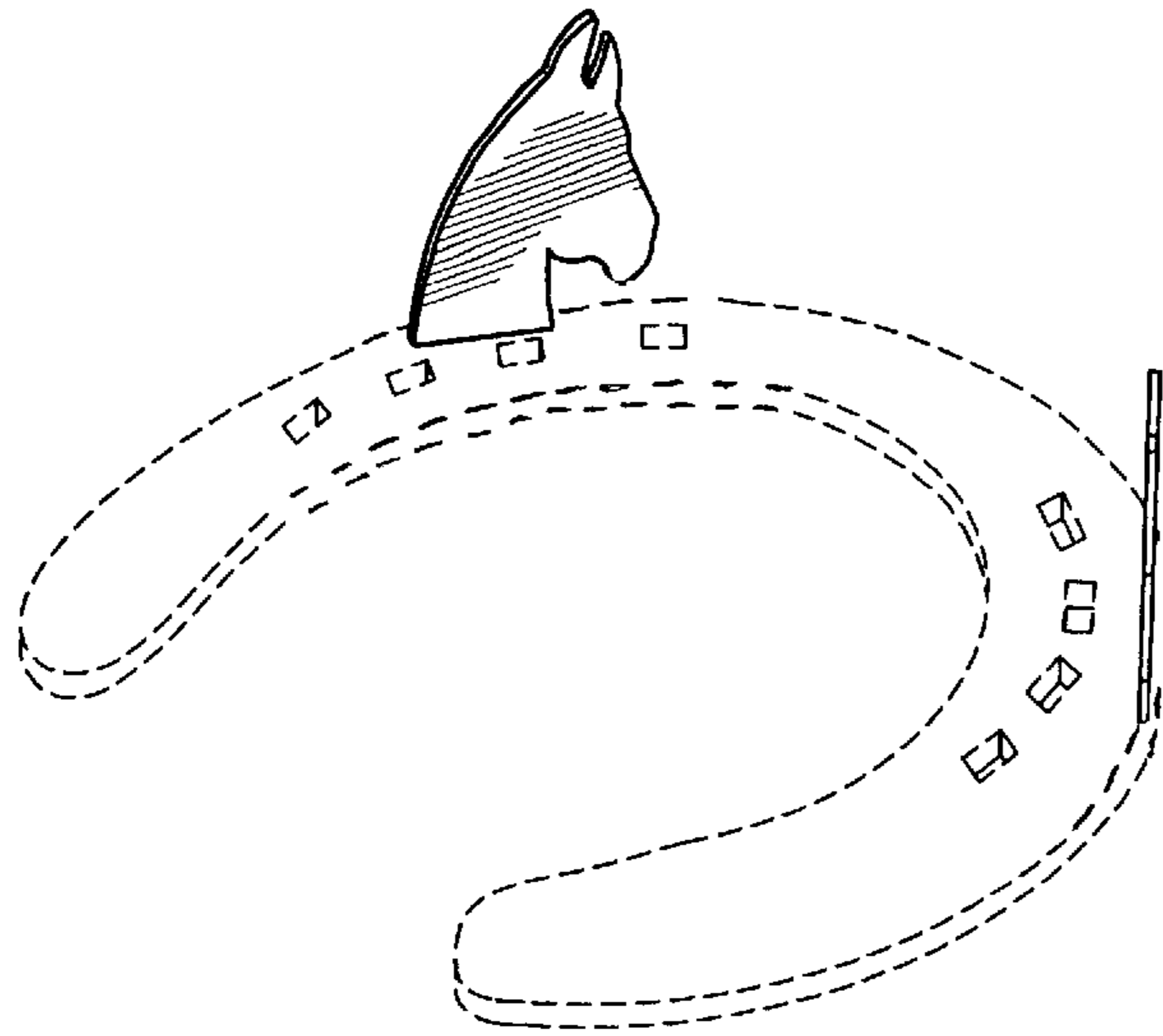


FIG. 1

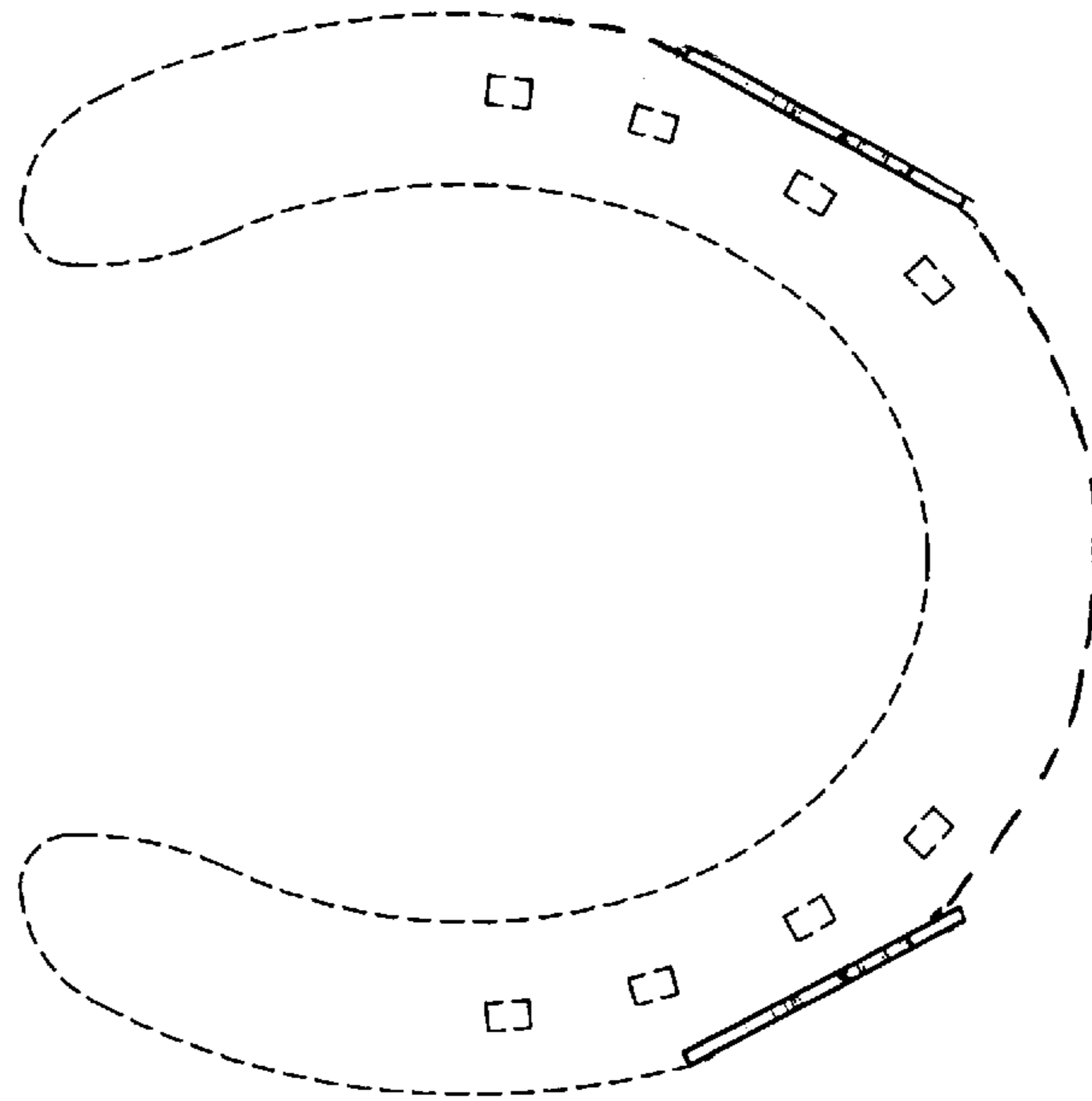


FIG. 2

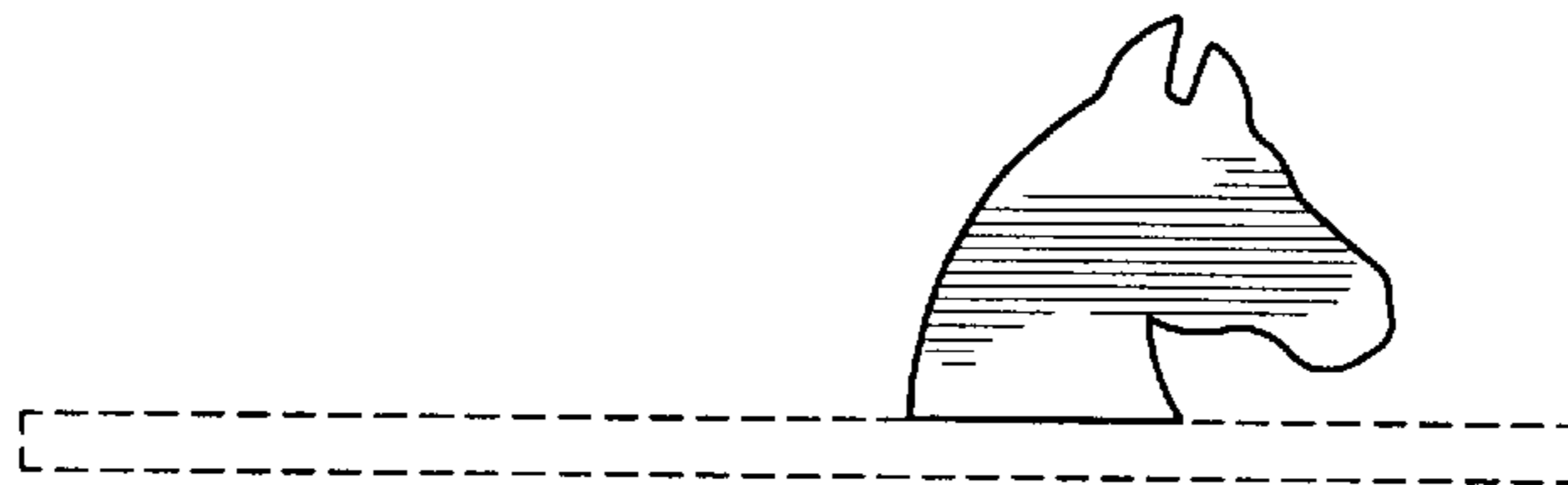


FIG. 3

FIG. 4

