



US00D522187S

(12) **United States Design Patent**
Nottingham et al.

(10) **Patent No.:** **US D522,187 S**

(45) **Date of Patent:** **** May 30, 2006**

(54) **WIRELESS ANIMAL RECEIVER COLLAR**

(75) Inventors: **John W. Nottingham**, Bratenahl, OH (US); **Nick E. Stanca**, Westlake, OH (US); **Craig Saunders**, Rocky River, OH (US); **Duane Gerig**, Fort Wayne, IN (US)

(73) Assignee: **Innotek, Inc.**, Garrett, IN (US)

(**) Term: **14 Years**

(21) Appl. No.: **29/224,162**

(22) Filed: **Feb. 25, 2005**

(51) **LOC (8) Cl.** **30-04**

(52) **U.S. Cl.** **D30/152**

(58) **Field of Classification Search** 119/712,
119/719-21, 856, 859, 863, 908; D30/152,
D30/199; D10/104, 106; 340/573.3, 573.1
See application file for complete search history.

(56) **References Cited**

U.S. PATENT DOCUMENTS

3,944,803	A	*	3/1976	Chao	362/108
D298,872	S	*	12/1988	Cassel et al.	D30/199
4,947,795	A	*	8/1990	Farkas	119/718
5,161,485	A	*	11/1992	McDade	119/859
D410,206	S	*	5/1999	Slater	D10/104

5,911,199	A	*	6/1999	Farkas et al.	119/859
6,003,474	A	*	12/1999	Slater et al.	119/859
6,327,999	B1	*	12/2001	Gerig	119/712
6,474,269	B1	*	11/2002	So	119/720

* cited by examiner

Primary Examiner—Alan P. Douglas

Assistant Examiner—Susan Moon Lee

(74) *Attorney, Agent, or Firm*—Taylor & Aust, P.C.

(57) **CLAIM**

We claim the ornamental design for a wireless animal receiver collar, as shown and described.

DESCRIPTION

FIG. 1 is a perspective view of a wireless animal receiver collar showing our new design, the portion in phantom lines representing a buckle forming no part of the claimed invention;

FIG. 2 is a front view thereof;

FIG. 3 is a rear view thereof;

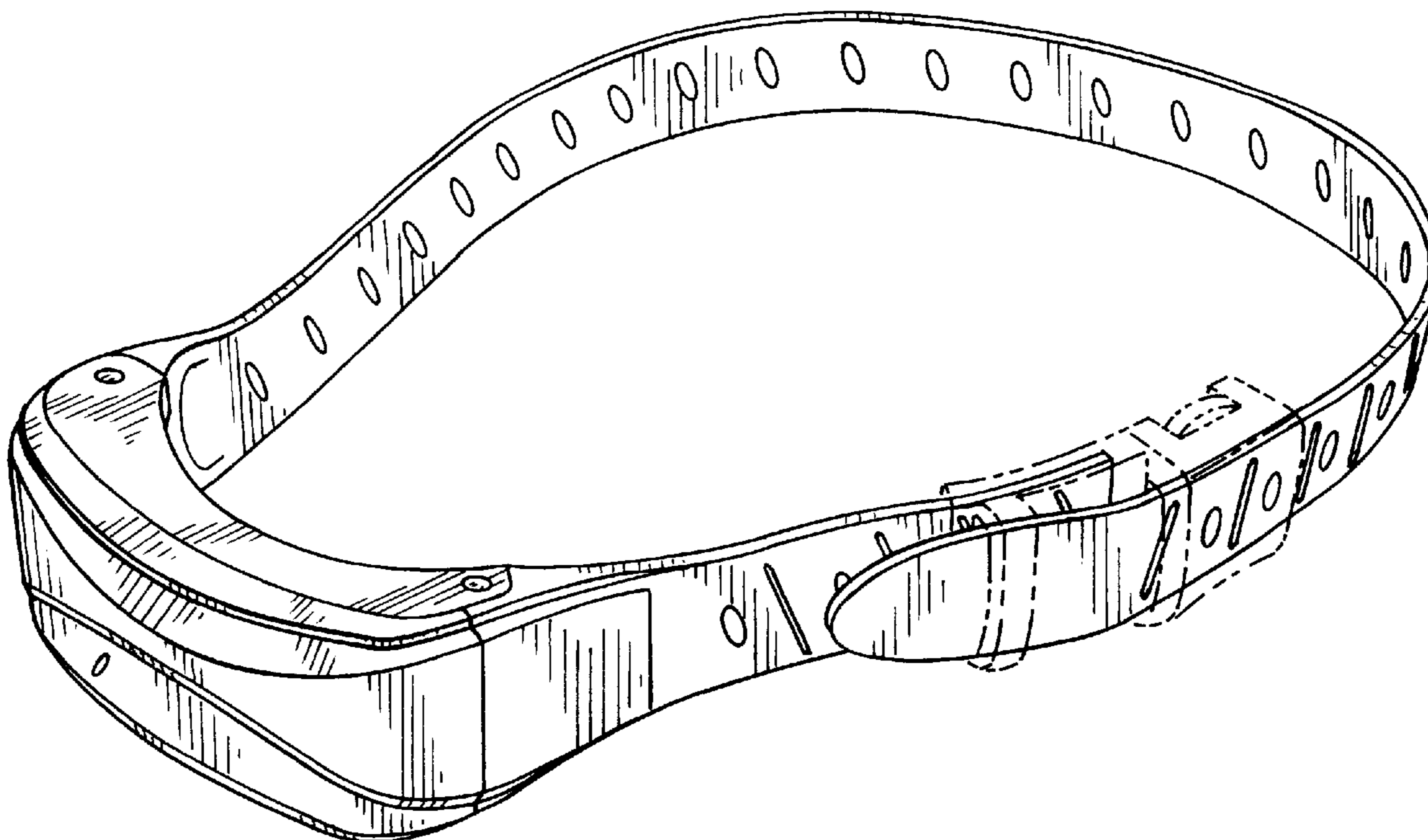
FIG. 4 is a side view thereof;

FIG. 5 is another side view thereof;

FIG. 6 is another side view thereof, opposite the view shown in FIG. 4; and,

FIG. 7 is another side view thereof, opposite the view shown in FIG. 5.

1 Claim, 3 Drawing Sheets



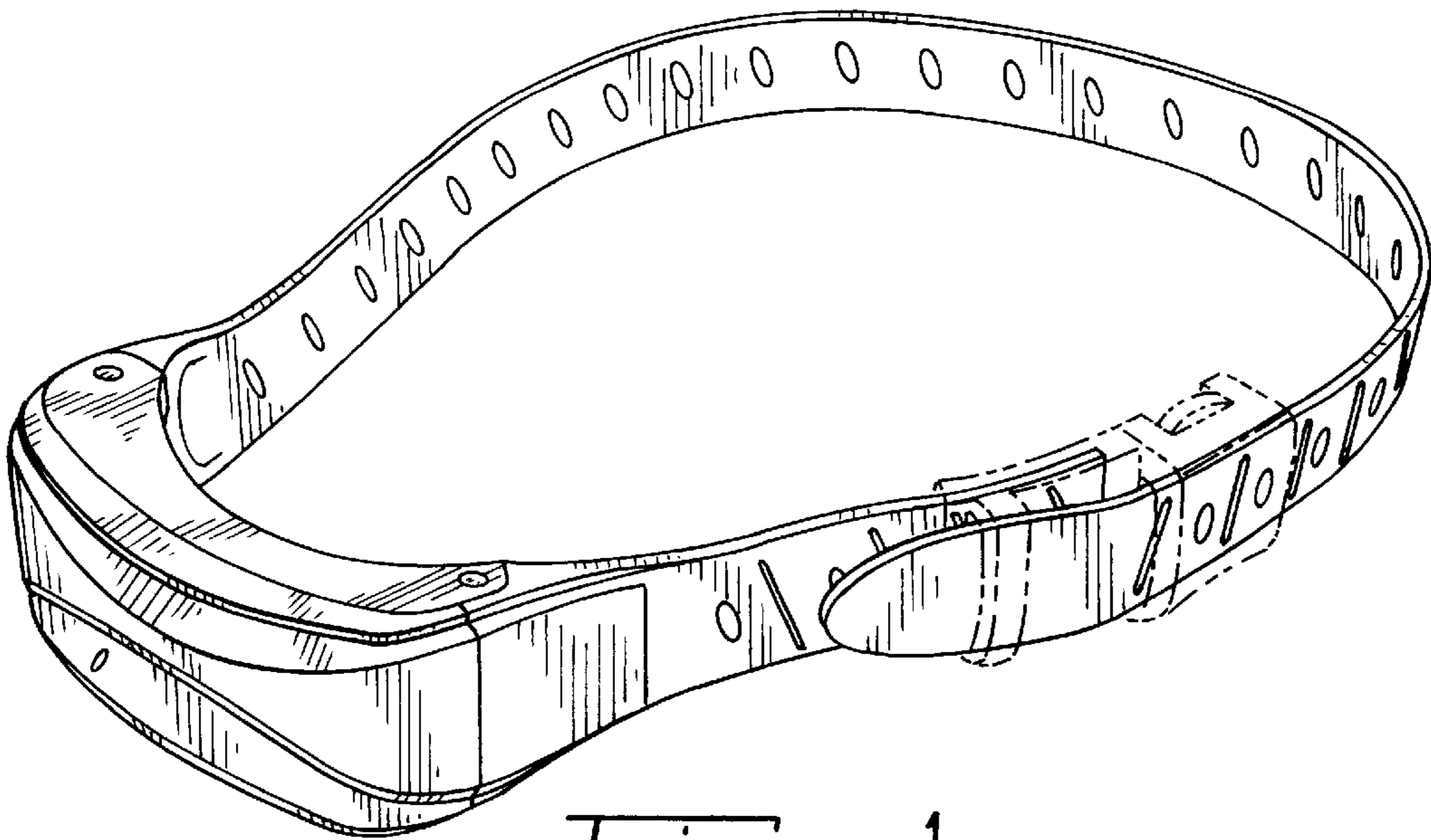


Fig. 1

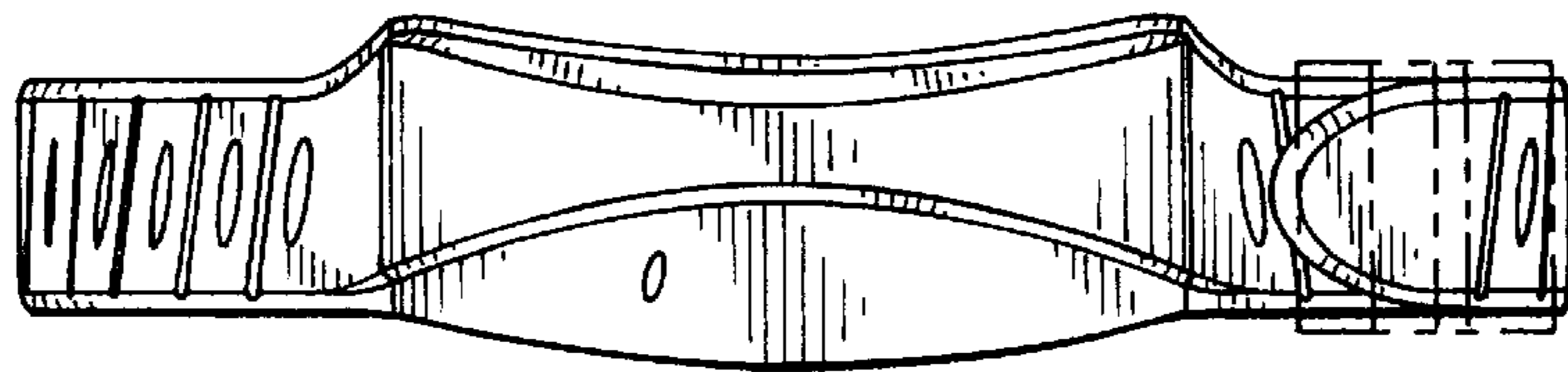


Fig. 2




Fig. 3

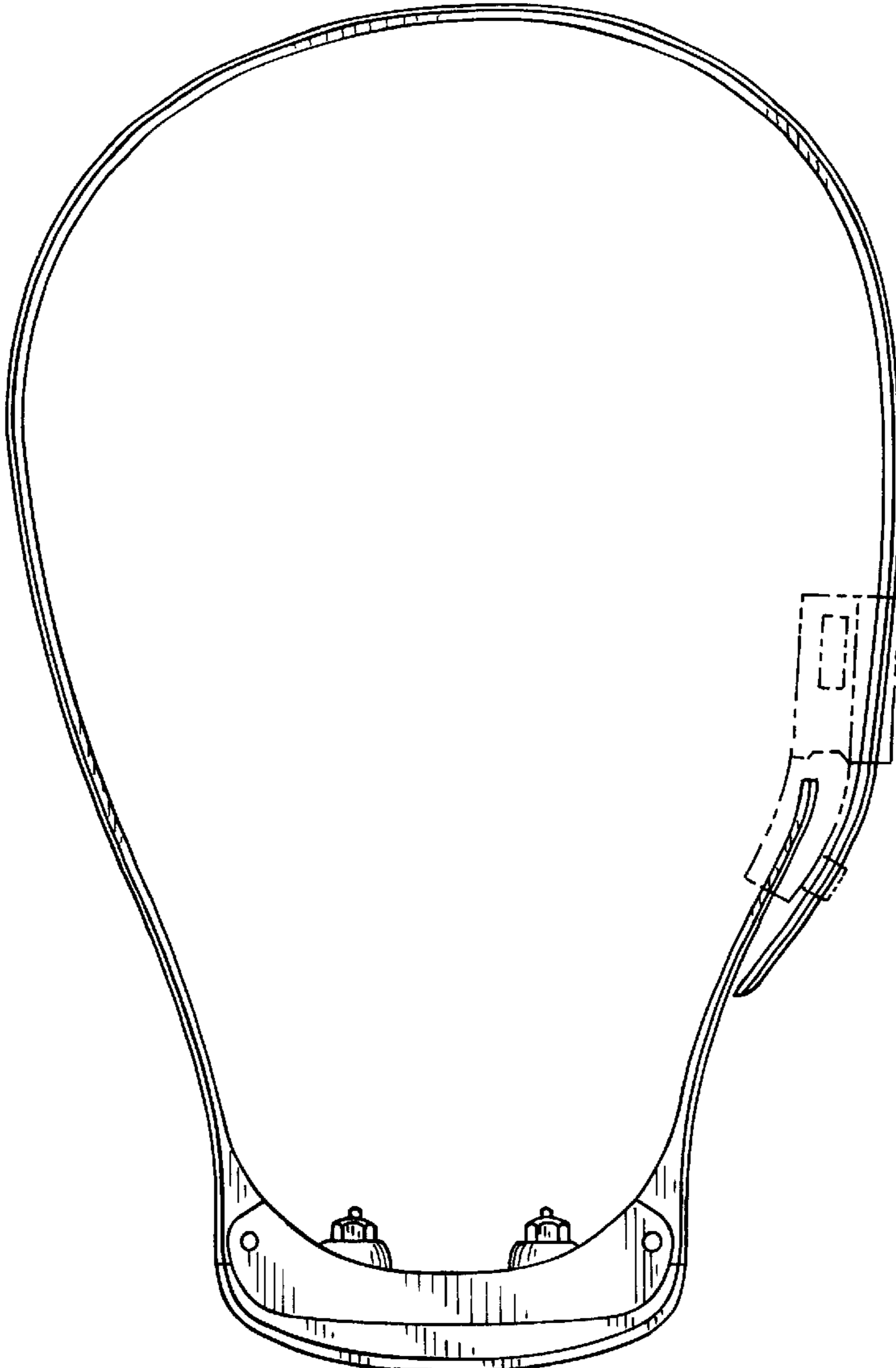


Fig. 4

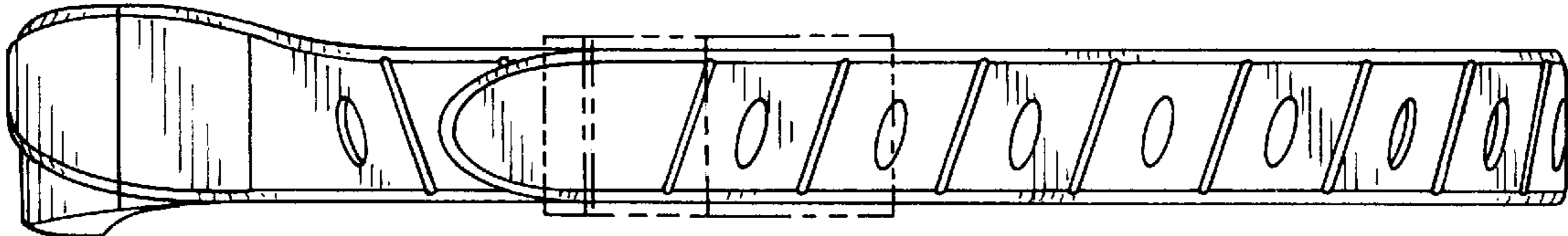


Fig. 5

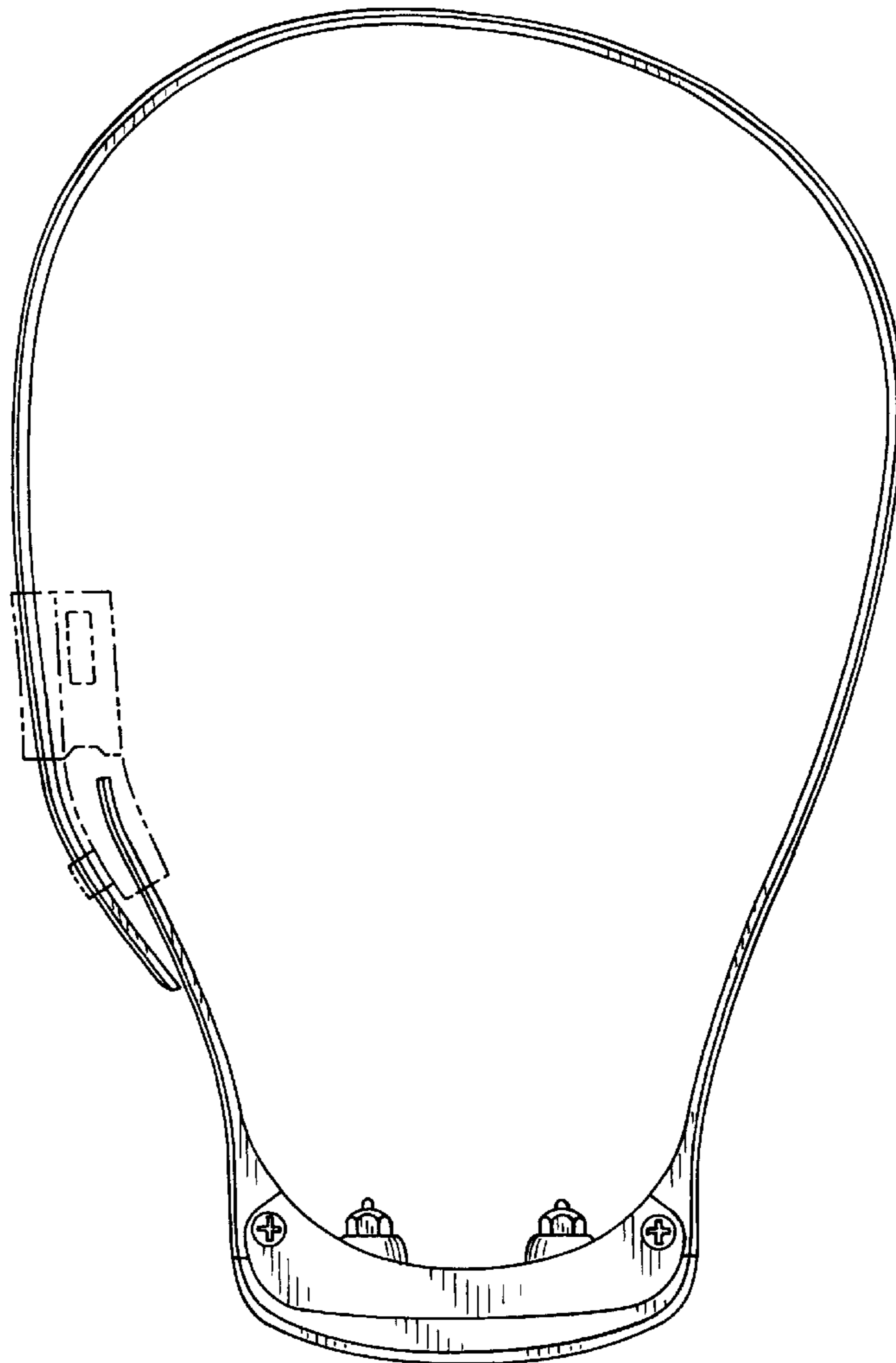


Fig. 6




Fig. 7