



US00D522156S

(12) **United States Design Patent**
Schnell

(10) **Patent No.:** **US D522,156 S**

(45) **Date of Patent:** **** May 30, 2006**

(54) **BOOKLIGHT**

(75) Inventor: **Tim Schnell**, Rancho Santa Fe, CA
(US)

(73) Assignee: **IP Holdings, Inc.**, Grand Prairie, TX
(US)

(**) Term: **14 Years**

(21) Appl. No.: **29/211,726**

(22) Filed: **Aug. 19, 2004**

(51) **LOC (8) Cl.** **26-05**

(52) **U.S. Cl.** **D26/60; D26/65**

(58) **Field of Classification Search** D26/60-65,
D26/93, 118, 107, 43, 51, 56; 362/269, 277,
362/278, 282, 285, 287, 288, 410, 413, 418-430,
362/449

See application file for complete search history.

(56) **References Cited**

U.S. PATENT DOCUMENTS

D271,526 S * 11/1983 Zeller D26/60

D283,056 S * 3/1986 Ansems D26/61

D327,137 S * 6/1992 Wu D26/63

D423,130 S * 4/2000 Kung D26/60

D427,703 S * 7/2000 Chan D26/60

D448,104 S * 9/2001 Weitzman et al. D26/65

* cited by examiner

Primary Examiner—Clare E Heflin

(74) *Attorney, Agent, or Firm*—Schwegman, Lundberg,
Woessner & Kluth, P.A.

(57) **CLAIM**

The ornamental design for a booklight, as shown and described.

DESCRIPTION


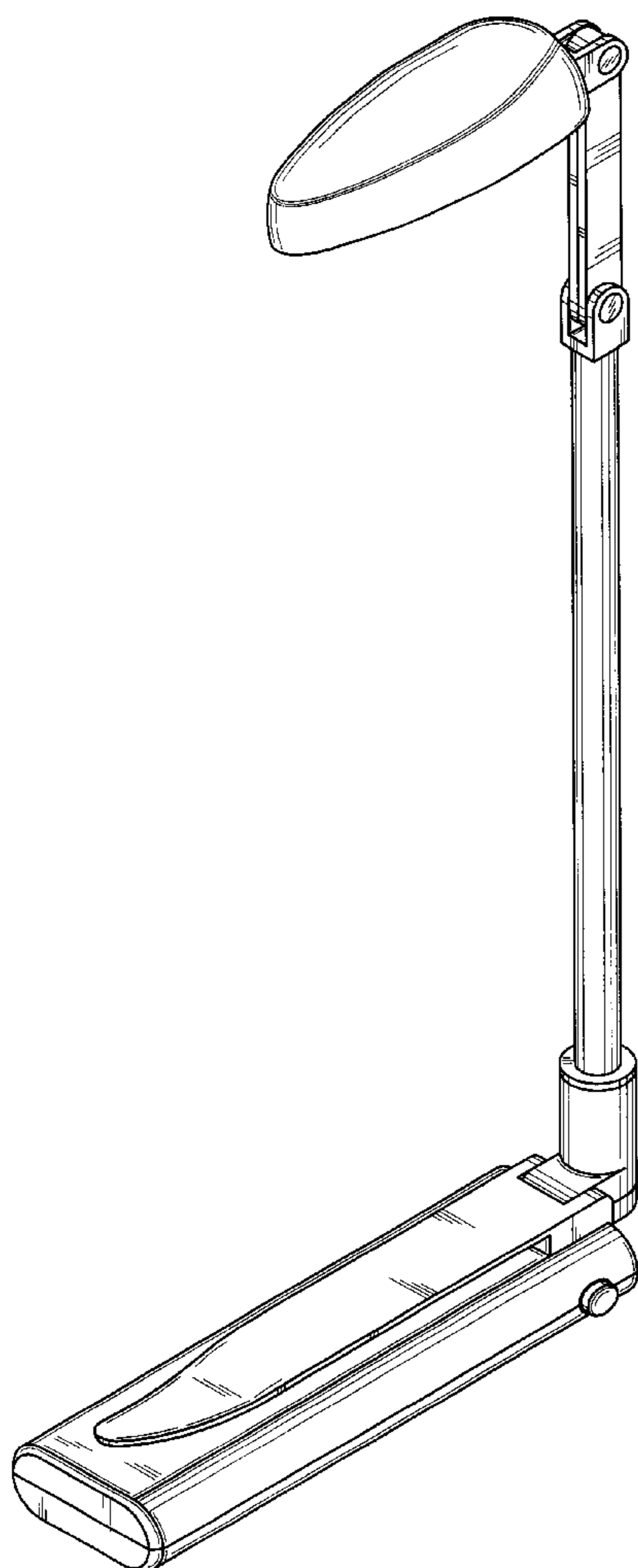
FIG. 1 is a perspective view of a booklight, incorporating the new design;

FIG. 2 is a right side view of the booklight of FIG. 1, the left side view being a mirror image of the right side view;

FIG. 3 is a front view of the booklight of FIG. 1; and,

FIG. 4 is a top plan view of the booklight of FIG. 1.

1 Claim, 3 Drawing Sheets



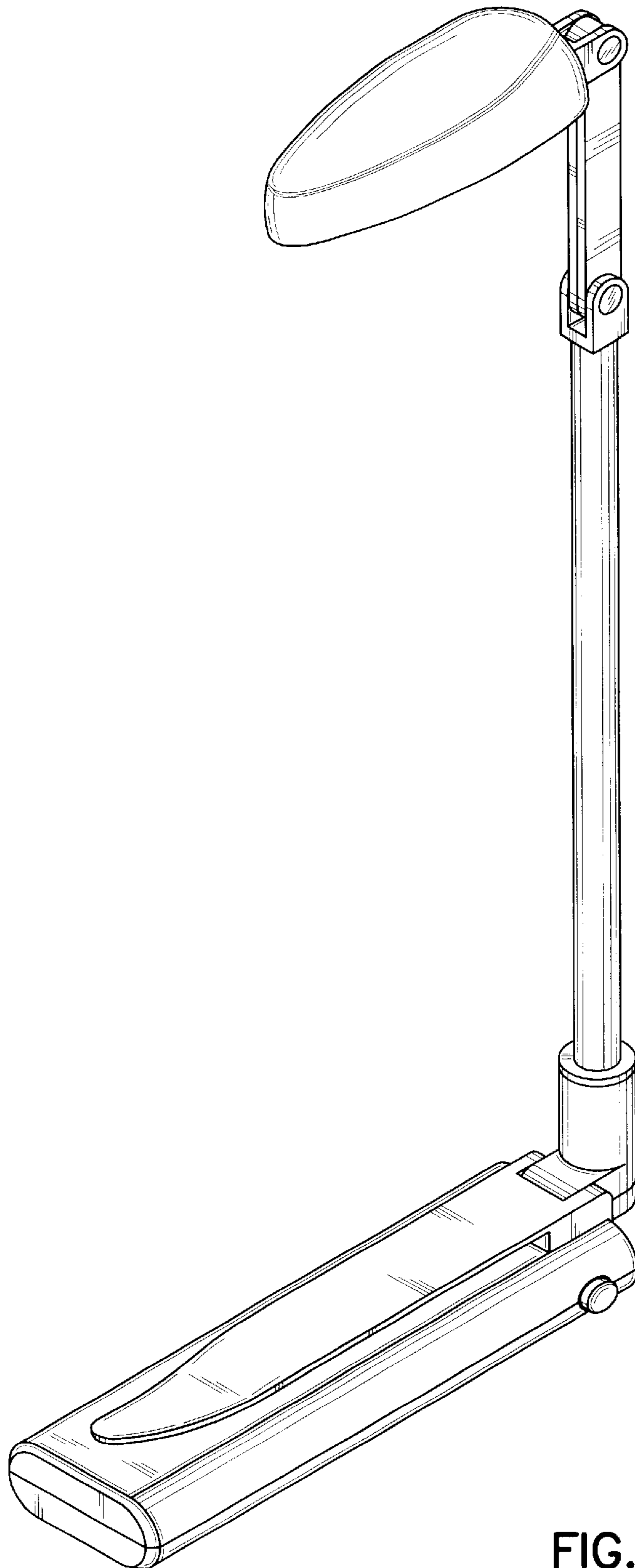


FIG. 1




FIG. 2

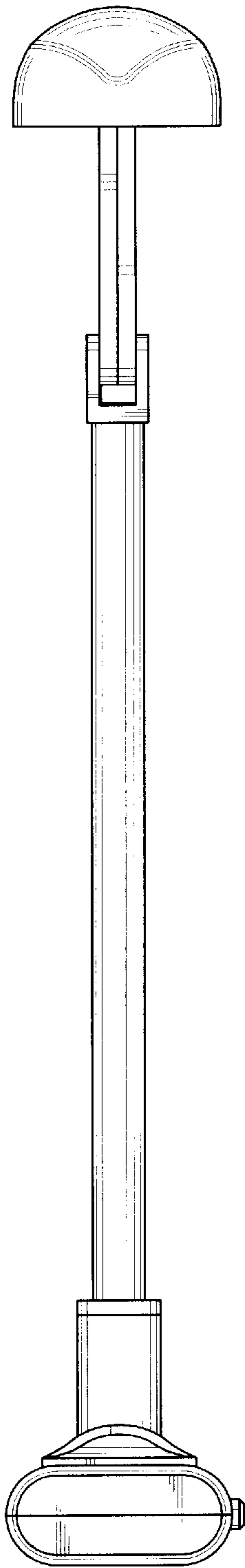


FIG. 3

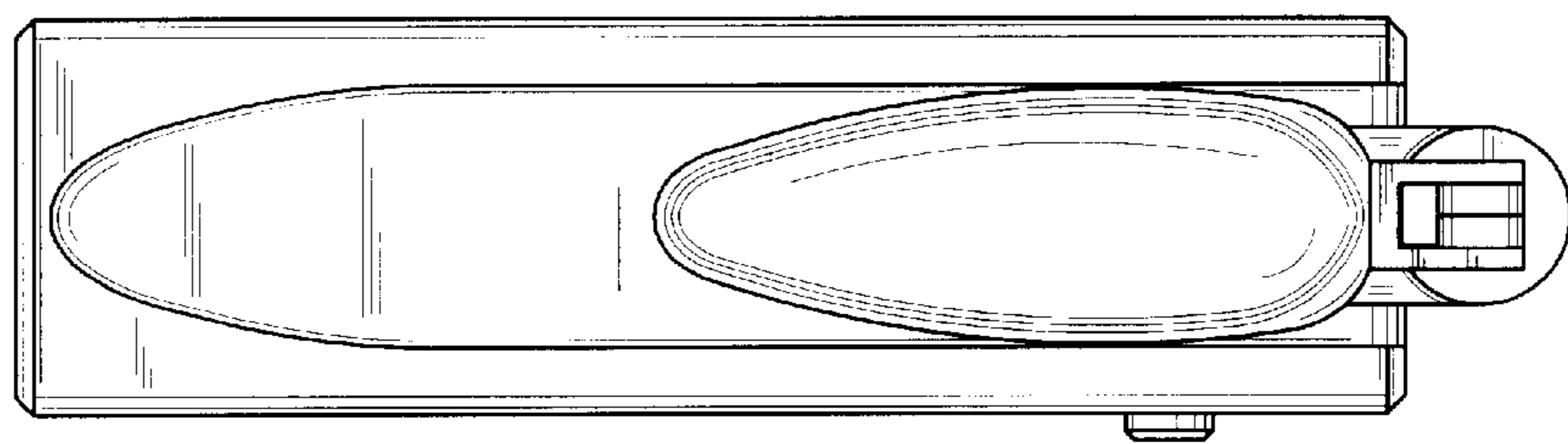


FIG. 4