



US00D522152S

(12) **United States Design Patent**
Metsugi et al.

(10) **Patent No.:** **US D522,152 S**
(45) **Date of Patent:** **** May 30, 2006**

(54) **REAR COMBINATION LAMP FOR AN
AUTOMOBILE**

D498,860 S * 11/2004 Kawashima et al. D26/28
D502,563 S * 3/2005 Otto et al. D26/28
D503,487 S * 3/2005 Papke et al. D26/28

(75) Inventors: **Hiroyuki Metsugi**, Aichi-ken (JP);
Tien-Tzu Lin, Chung-Li Tao-Yuan
(TW)

OTHER PUBLICATIONS

Toyota, PRONARD 2002, Brochure of PRONARD, Sep.
2002.

(73) Assignee: **Toyota Jidosha Kabushiki Kaisha** (JP)

* cited by examiner

(**) Term: **14 Years**

Primary Examiner—Marcus A. Jackson

(21) Appl. No.: **29/219,849**

(74) *Attorney, Agent, or Firm*—SAIDMAN DesignLaw
Group

(22) Filed: **Dec. 22, 2004**

(30) **Foreign Application Priority Data**

(57) **CLAIM**

Jul. 5, 2004 (JP) 2004-020173

The ornamental design for a rear combination lamp for an
automobile, as shown and described.

(51) **LOC (8) Cl.** **26-06**

DESCRIPTION

(52) **U.S. Cl.** **D26/28**

(58) **Field of Classification Search** D26/28-36;
362/459-468, 475-478, 485-487
See application file for complete search history.


FIG. 1 is a front perspective view of a rear combination lamp
for an automobile showing my new design;
FIG. 2 is a front view thereof;
FIG. 3 is a left-side view thereof; and,
FIG. 4 is a top view thereof.

(56) **References Cited**

U.S. PATENT DOCUMENTS

1 Claim, 2 Drawing Sheets

D498,859 S * 11/2004 Kobayashi D26/28






FIG. 1




FIG. 2




FIG. 3




FIG. 4