

US00D522149S

(12) **United States Design Patent**  
**Shin**

(10) **Patent No.:** **US D522,149 S**

(45) **Date of Patent:** **\*\* May 30, 2006**

(54) **TILE BASE**

(76) **Inventor:** **Jeong Gil Shin**, 1603-105, New Samik Apt., Munchon Village, Juyoub-dong, Ilsan-gu, Goyan City, Kyunggido (KR)

(\*\*) **Term:** **14 Years**

(21) **Appl. No.:** **29/185,129**

(22) **Filed:** **Jun. 23, 2003**

(51) **LOC (8) Cl.** ..... **25-01**

(52) **U.S. Cl.** ..... **D25/156**

(58) **Field of Classification Search** ..... D25/138,  
D25/152, 153, 156, 158; 52/375, 378, 434,  
52/403.1

See application file for complete search history.

(56) **References Cited**

**U.S. PATENT DOCUMENTS**

D377,398 S \* 1/1997 Adam ..... D25/158  
D415,581 S \* 10/1999 Bertolini ..... D25/156

\* cited by examiner

*Primary Examiner*—Doris Clark

(74) *Attorney, Agent, or Firm*—Cheryl H. Agris

(57) **CLAIM**

The ornamental design for a tile base, as shown and described.

**DESCRIPTION**

FIG. 1 is a perspective view of the tile base which expresses the entire view of my new design.

FIG. 2 is a plan view of the tile base.

FIG. 3 is a bottom view of the tile base.

FIG. 4 is a front view of the tile base.

FIG. 5 is a rear view of the tile base.

FIG. 6 is a left side view of the tile base.

FIG. 7 is a right side view of the tile base.

FIG. 8 is a sectional view of the tile base taken by the line 8—8 of FIG. 3.

FIG. 9 is a sectional view of the tile base taken by the line 9—9 of FIG. 3; and,

FIG. 10 is a sectional view of the tile base taken by the line 10—10 of FIG. 3.

**1 Claim, 5 Drawing Sheets**

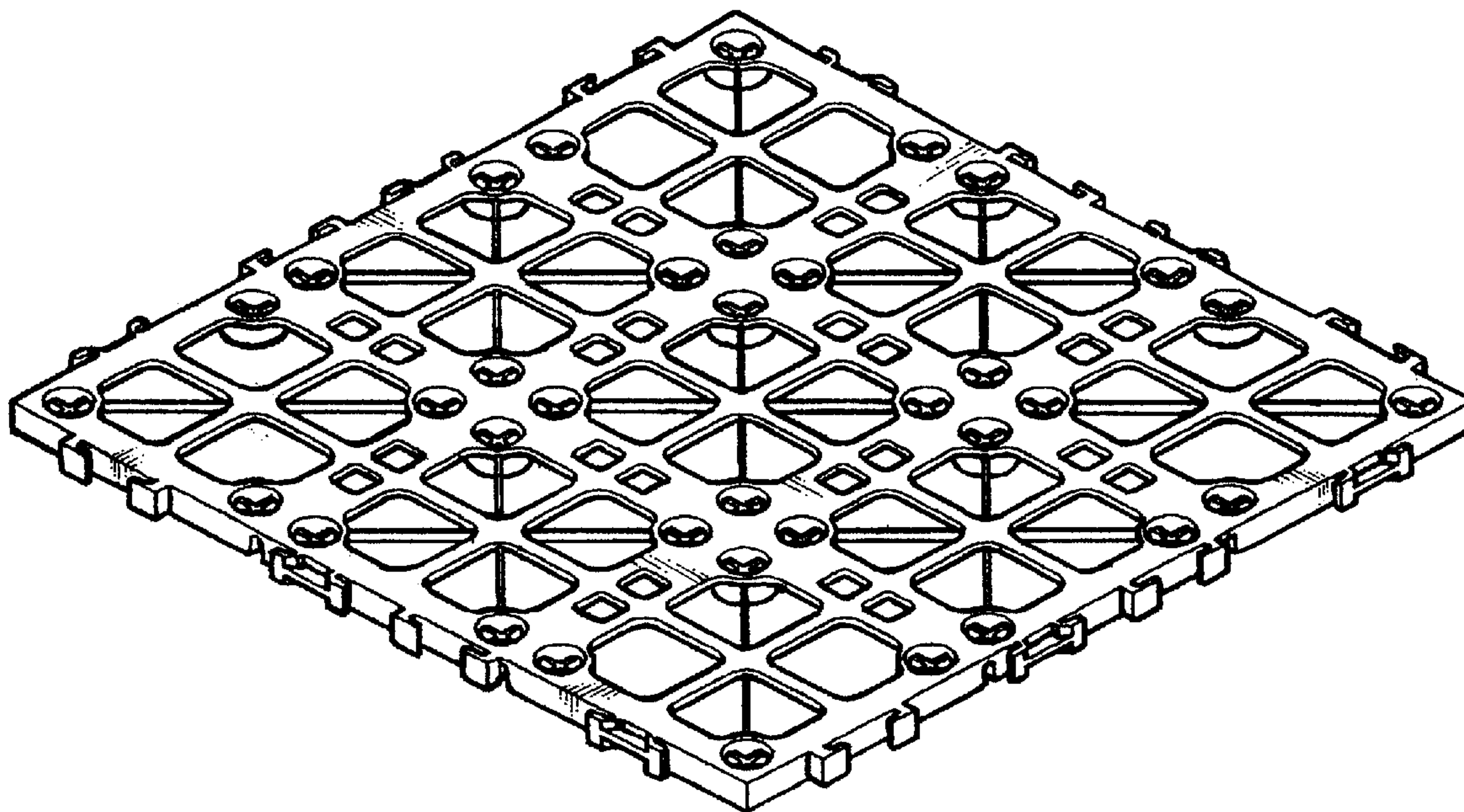


FIG 1

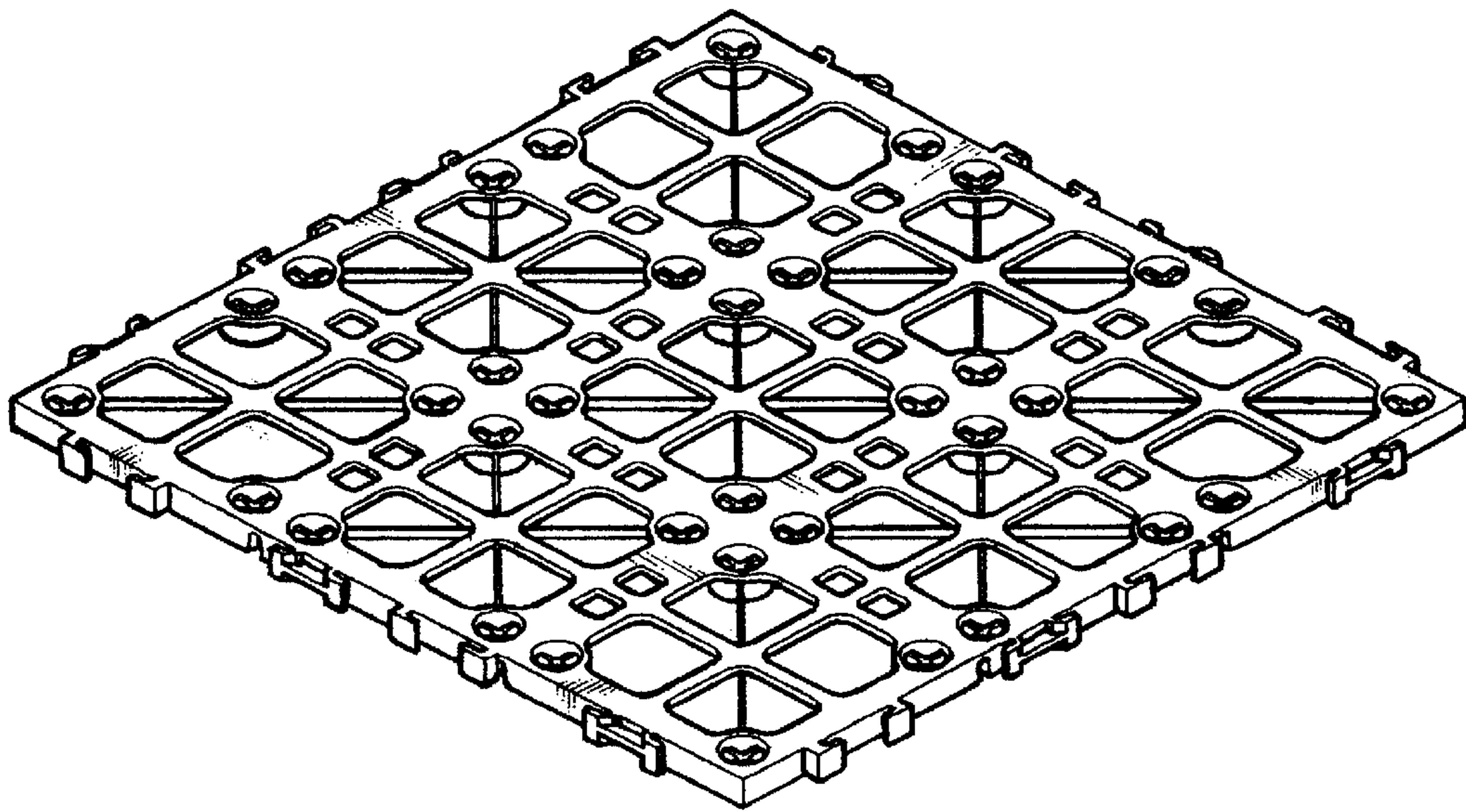


FIG 2






FIG 3

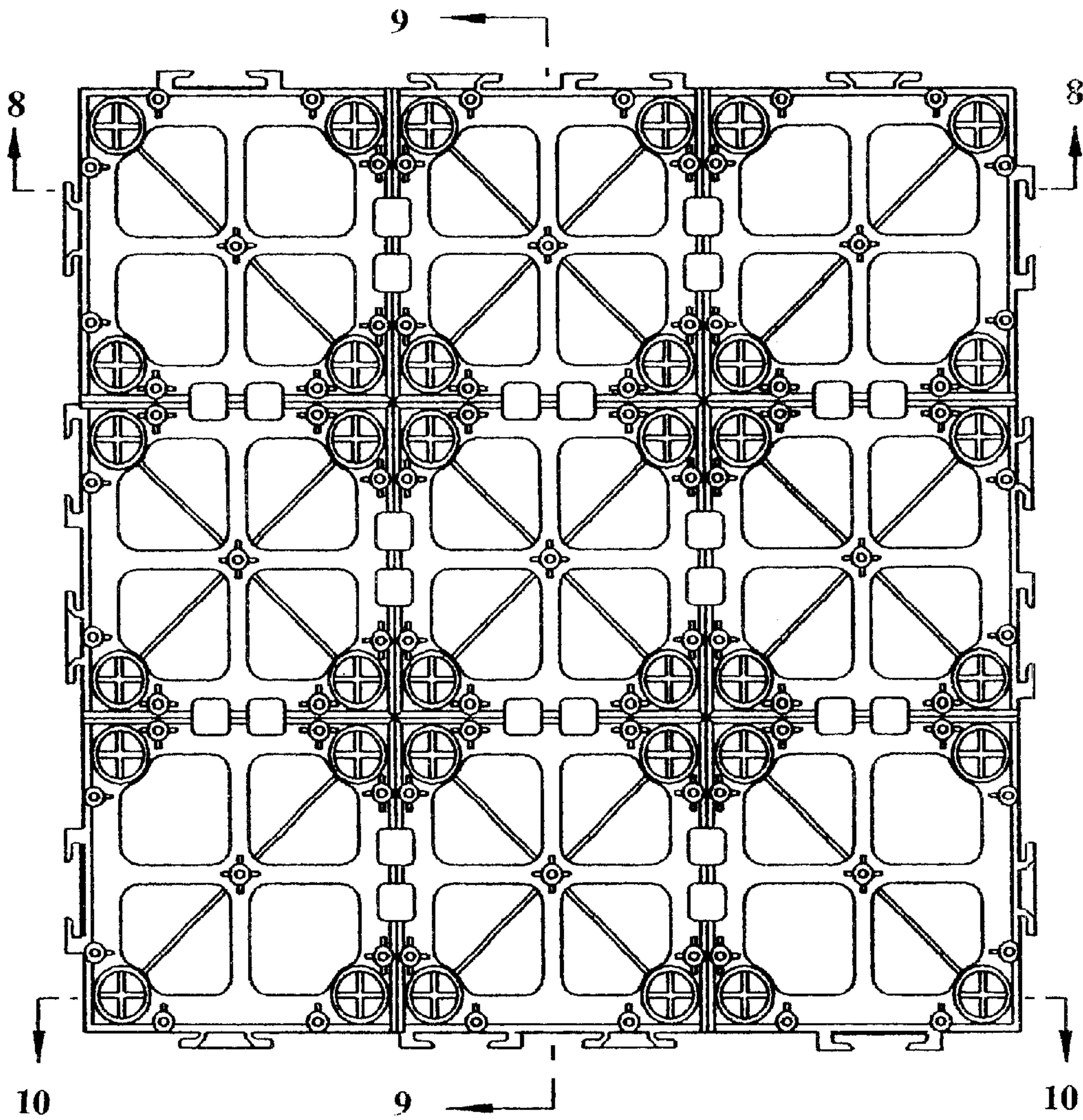


FIG 4

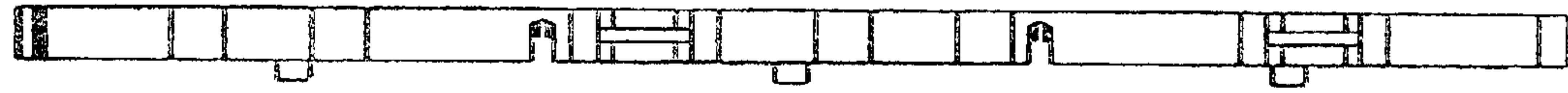


FIG 5

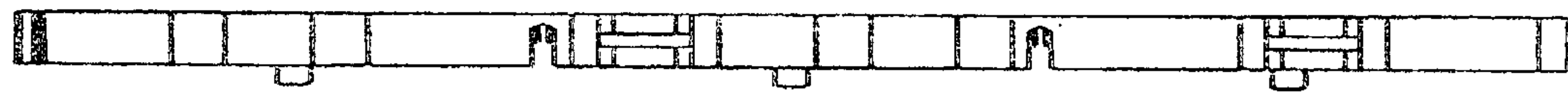


FIG 6



FIG 7

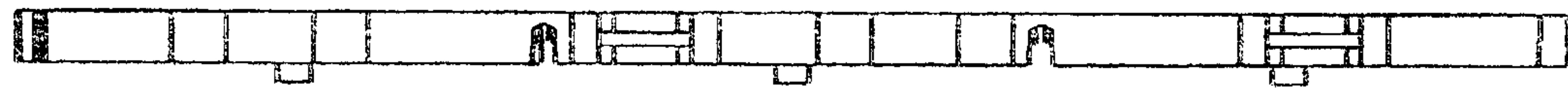


FIG 8




FIG 9



FIG 10

