



US00D522140S

(12) **United States Design Patent**  
**Stalcup et al.**

(10) **Patent No.:** **US D522,140 S**

(45) **Date of Patent:** **\*\* May 30, 2006**

(54) **ORTHOPAEDIC RETRACTOR**

(75) Inventors: **Greg Stalcup**, Columbia City, IN (US);  
**Troy Knapp**, Antwerp, OH (US)

(73) Assignee: **Nemcomed**, Hicksville, OH (US)

(\*\*) Term: **14 Years**

(21) Appl. No.: **29/227,735**

(22) Filed: **Apr. 14, 2005**

(51) **LOC (8) Cl.** ..... **24-02**

(52) **U.S. Cl.** ..... **D24/135**

(58) **Field of Classification Search** ..... D24/135,  
D24/136; 600/210, 214, 217, 226, 227, 233,  
600/234, 235; 606/86, 88, 90

See application file for complete search history.

(56) **References Cited**

**U.S. PATENT DOCUMENTS**

- D214,475 S \* 6/1969 Forster ..... D24/135
- D275,227 S \* 8/1984 Garner, Jr. .... D24/135
- D320,658 S \* 10/1991 Quigley et al. .... D24/135

- 5,308,349 A \* 5/1994 Mikhail ..... 606/88
- D433,134 S \* 10/2000 Pitesky ..... D24/136
- 6,464,634 B1 \* 10/2002 Fraser ..... 600/233
- 2003/0004401 A1 \* 1/2003 Ball et al. .... 600/233

\* cited by examiner

*Primary Examiner*—Ian Simmons

*Assistant Examiner*—Christopher Lee

(74) *Attorney, Agent, or Firm*—Taylor & Aust, P.C.

(57) **CLAIM**

The ornamental design for an orthopaedic retractor, as shown and described.

**DESCRIPTION**

FIG. 1 is a perspective view of an orthopaedic retractor showing our new design;

FIG. 2 is a front view thereof;

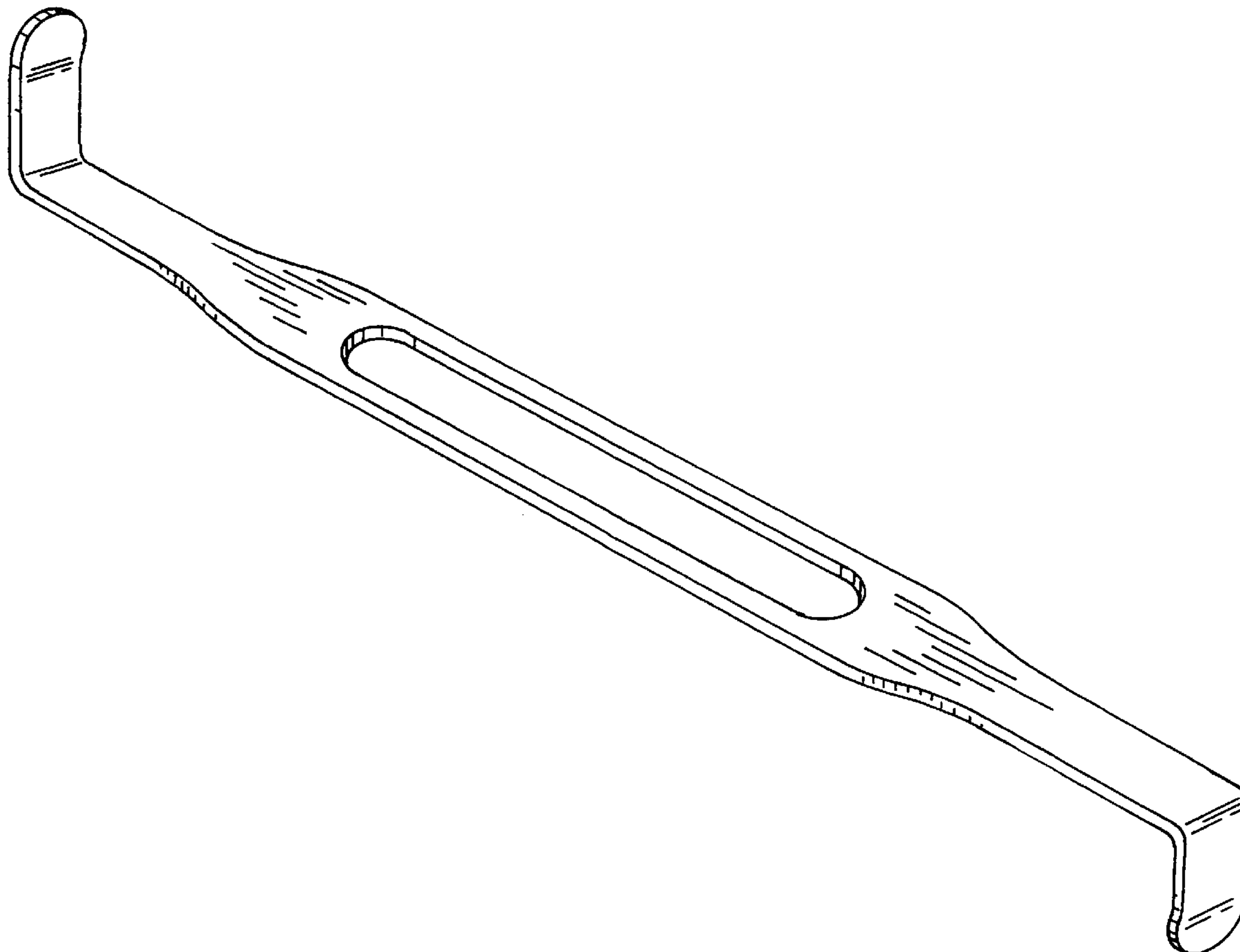
FIG. 3 is a side elevational view thereof;

FIG. 4 is a rear view thereof;

FIG. 5 is an end view thereof; and,

FIG. 6 is another end view thereof.

**1 Claim, 3 Drawing Sheets**



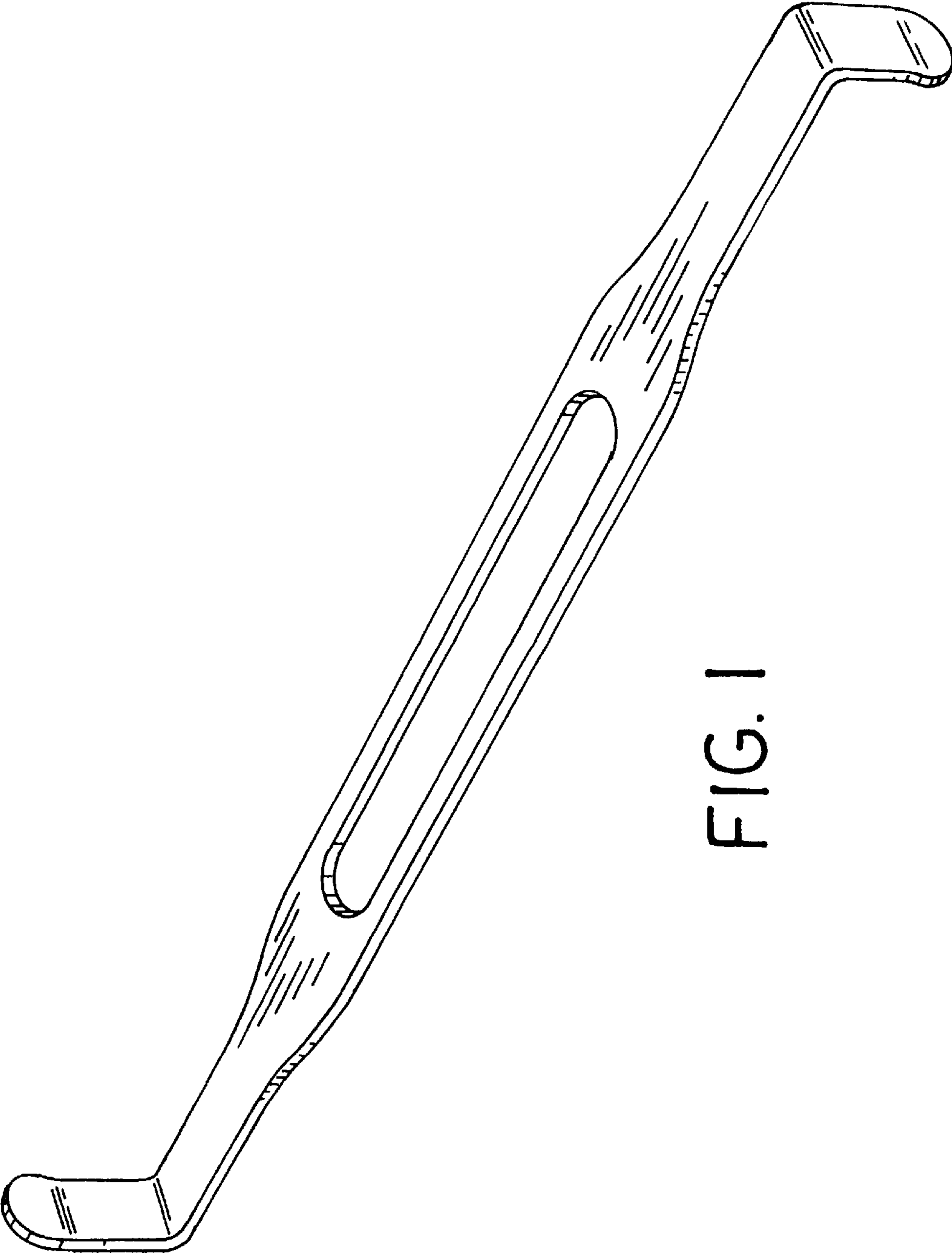


FIG. 1




FIG. 2

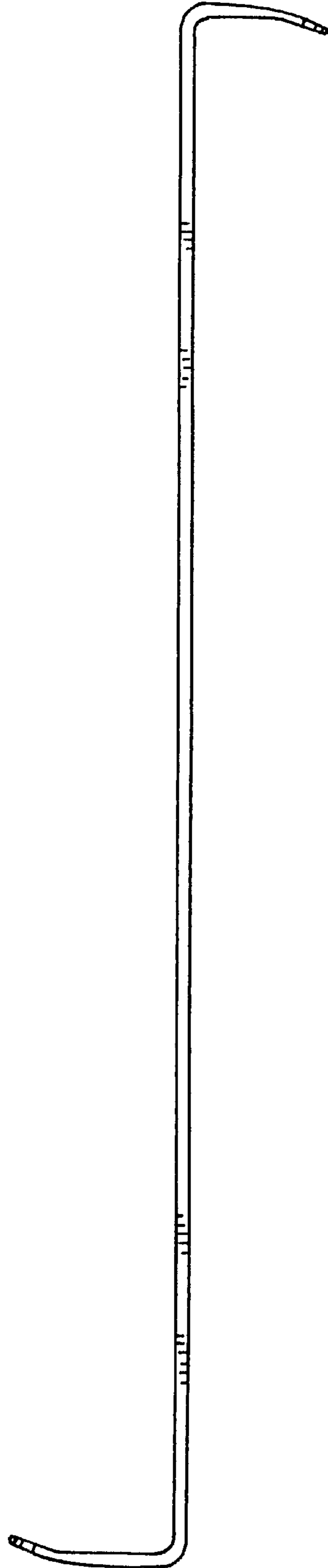


FIG. 3




FIG. 4

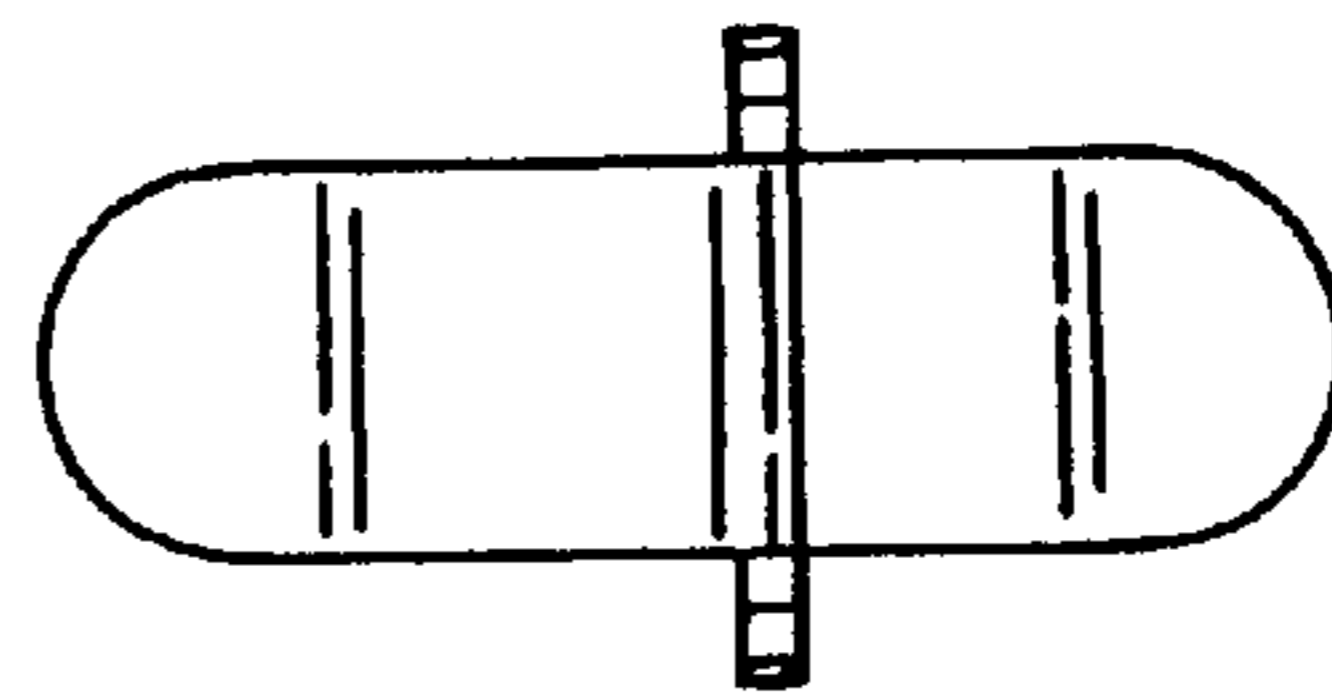


FIG. 5

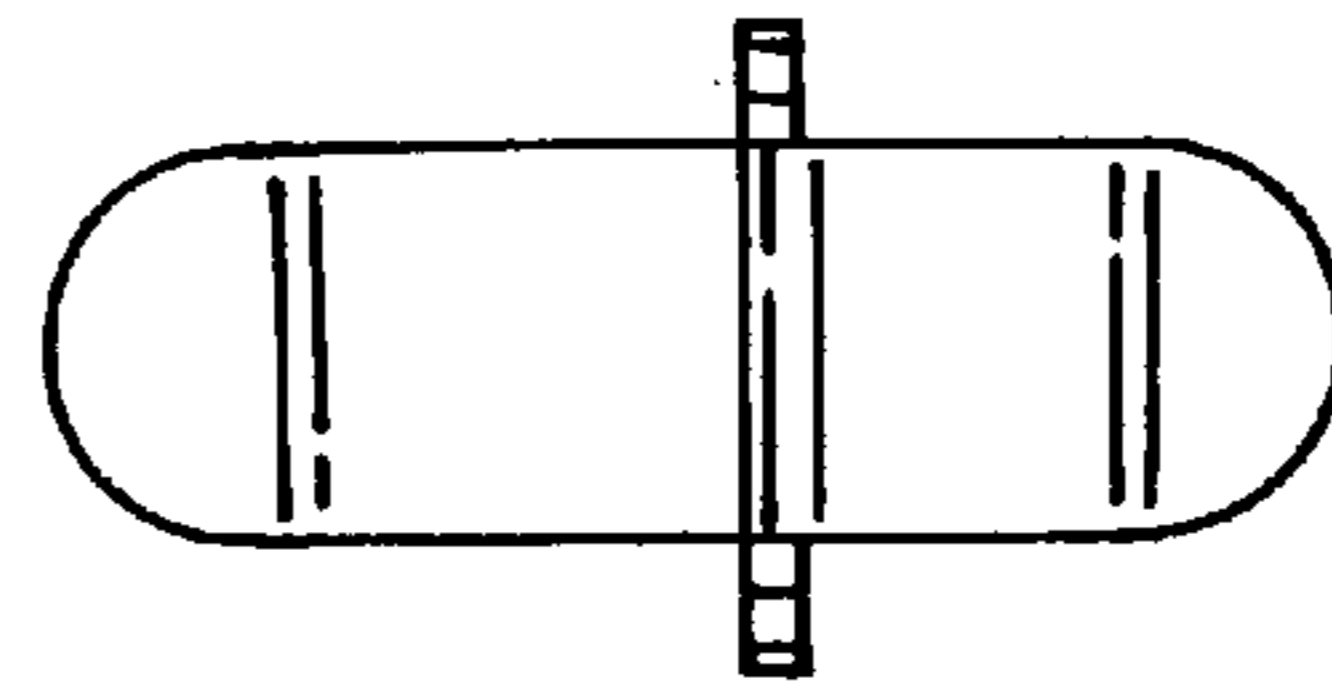


FIG. 6