

US00D522125S

(12) **United States Design Patent**  
**Oosterhuis**

(10) **Patent No.:** **US D522,125 S**

(45) **Date of Patent:** **\*\* May 30, 2006**

- (54) **FLOOR REGISTER GRILLE**
- (75) Inventor: **Ralph Oosterhuis**, Toronto (CA)
- (73) Assignee: **Decor Grates Incorporated**, Toronto (CA)
- (\*\*) Term: **14 Years**

D338,060 S	8/1993	Solie .....	D23/388
D376,006 S	11/1996	Smolarski .....	D23/388
D377,083 S	12/1996	Smolarski .....	D23/388
D378,851 S	4/1997	Smolarski .....	D23/388
D378,852 S	4/1997	Smolarski .....	D23/388
D407,480 S	* 3/1999	Leiter et al. ....	D23/388
6,302,784 B1	* 10/2001	Berger .....	454/289
D462,757 S	* 9/2002	Pettit .....	D23/388

- (21) Appl. No.: **29/226,045**
- (22) Filed: **Mar. 24, 2005**
- (30) **Foreign Application Priority Data**  
Nov. 23, 2004 (CA) ..... 109139
- (51) **LOC (8) Cl.** ..... **23-03**
- (52) **U.S. Cl.** ..... **D23/388**
- (58) **Field of Classification Search** ..... D23/388,  
D23/391-393, 386-389, 499, 328-329, 341,  
D23/354, 369; 454/284, 289, 271, 278, 290  
See application file for complete search history.

\* cited by examiner

*Primary Examiner*—Catherine R. Oliver

(74) *Attorney, Agent, or Firm*—Trevor C. Klotz

(56) **References Cited**

**U.S. PATENT DOCUMENTS**

D201,653 S	*	7/1965	Person .....	D23/388
D328,344 S		7/1992	Heidtke .....	D23/388

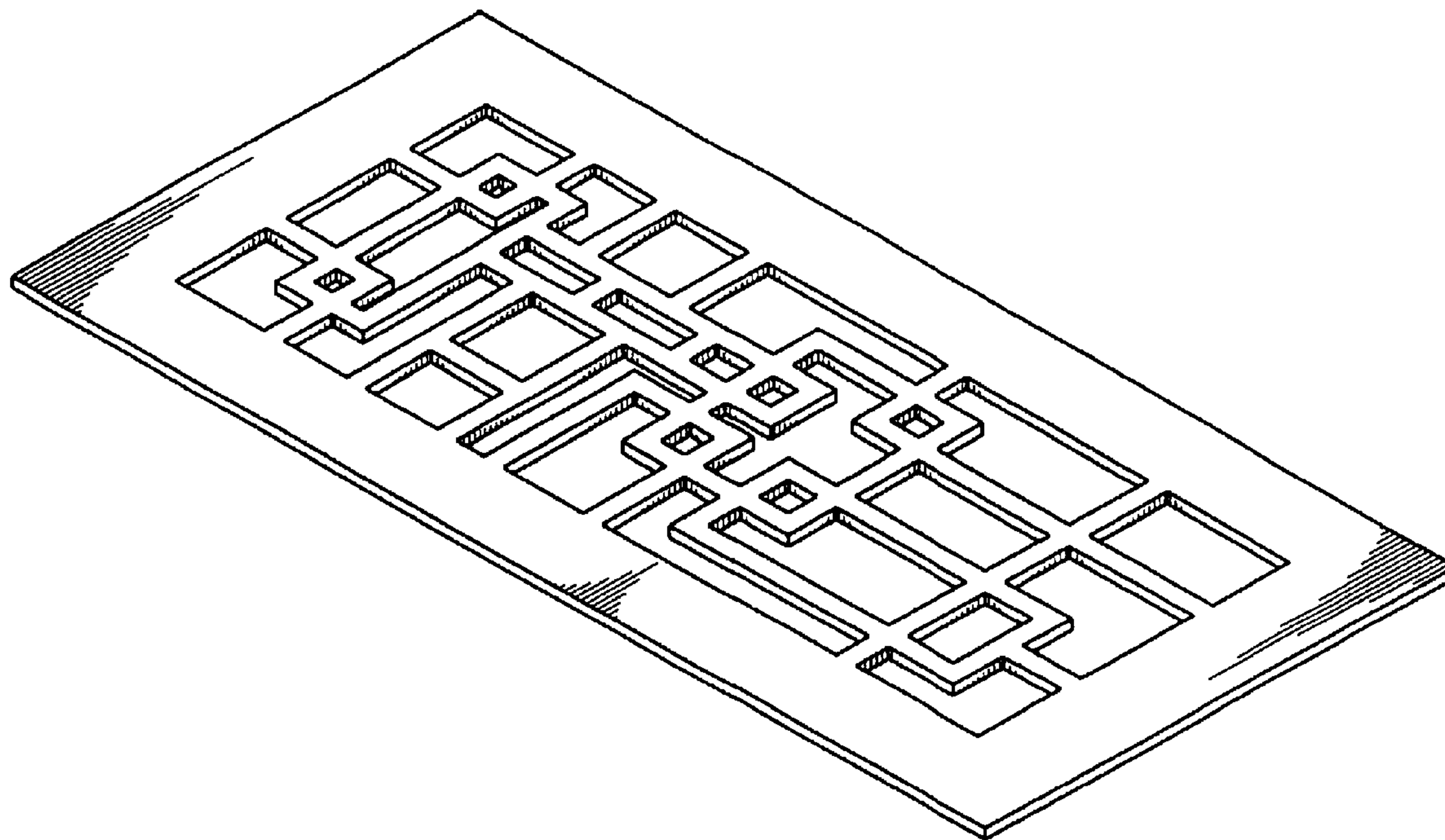
(57) **CLAIM**

The ornamental design for a floor register grille, as shown and described.

**DESCRIPTION**

FIG. 1 is a perspective view of the floor register grille; FIG. 2 is a top plan view of the floor register grille, the bottom being a mirror image of that shown; FIG. 3 is a side view of the floor register grille, the opposite side being a mirror image of that shown; and, FIG. 4 is an end view of the floor register grille, the opposite end being a mirror image of that shown.

**1 Claim, 1 Drawing Sheet**



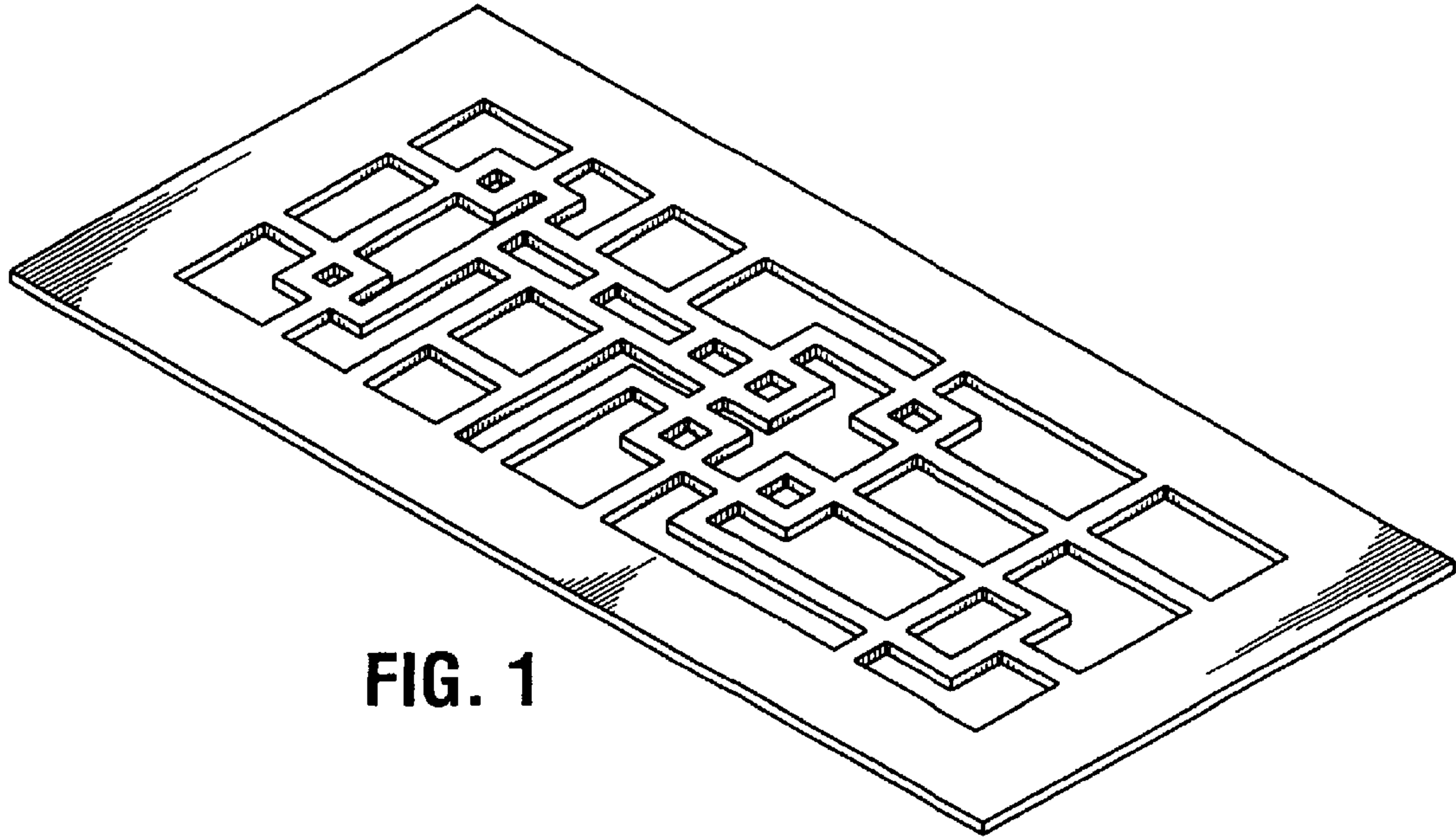


FIG. 1

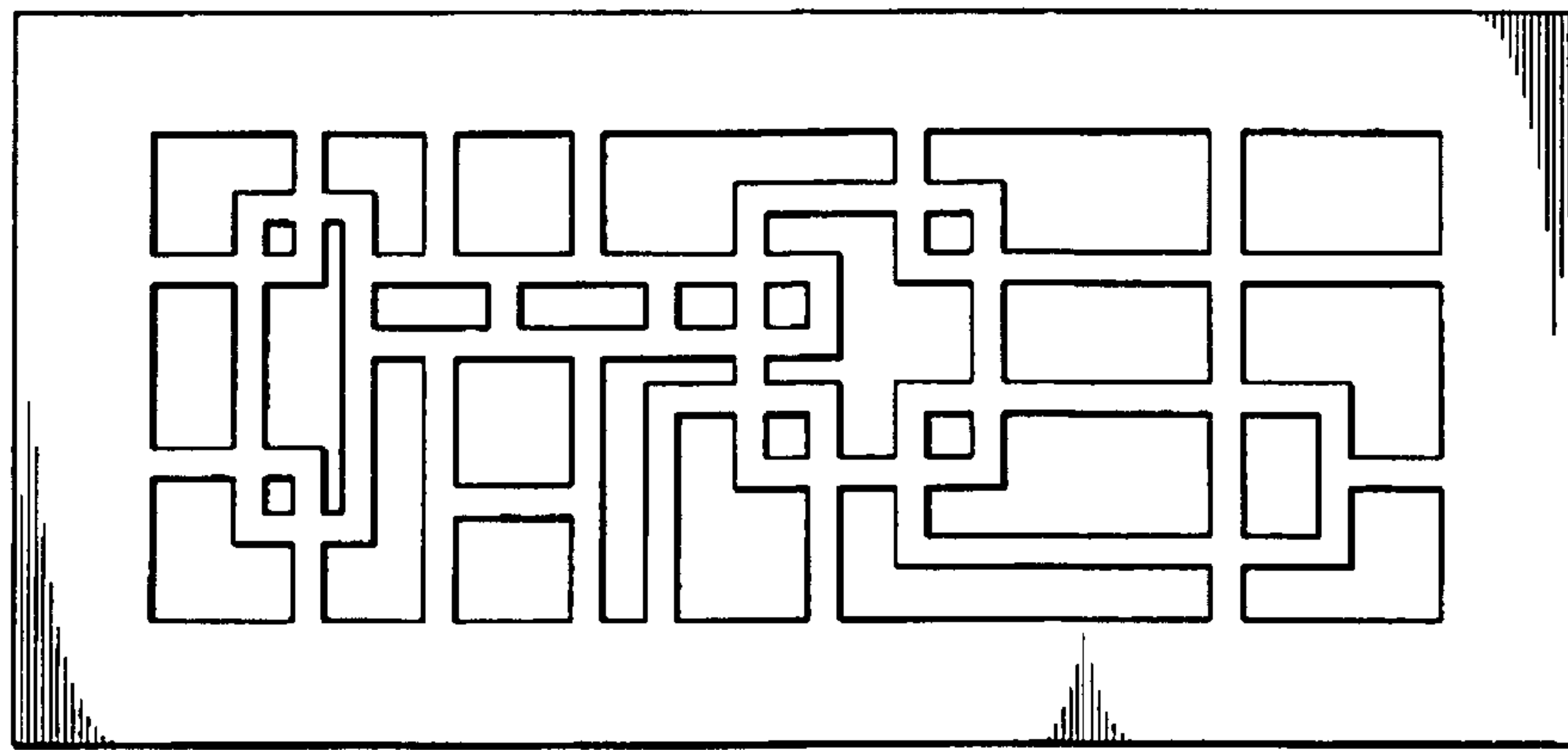


FIG. 2




FIG. 3



FIG. 4