



US00D522116S

(12) **United States Design Patent**
Zhixiang

(10) **Patent No.:** **US D522,116 S**

(45) **Date of Patent:** **** May 30, 2006**

(54) **AIR PURIFIER PRODUCT**

(75) Inventor: **Su Zhixiang**, Shunde (CN)

(73) Assignee: **Ionic Pro, LLC**, Los Angeles, CA (US)

(**) Term: **14 Years**

(21) Appl. No.: **29/223,679**

(22) Filed: **Feb. 17, 2005**

Related U.S. Application Data

(63) Continuation of application No. 29/211,783, filed on Aug. 19, 2004, now Pat. No. Des. 505,488, which is a continuation of application No. 29/191,671, filed on Oct. 9, 2003, now Pat. No. Des. 495,042.

(30) **Foreign Application Priority Data**

Jul. 4, 2003 (CN) 03353322

(51) **LOC (8) Cl.** **23-04**

(52) **U.S. Cl.** **D23/364**

(58) **Field of Classification Search** D23/355,
D23/364, 365, 378; 55/356, 473, 471-2,
55/467

See application file for complete search history.

(56) **References Cited**

U.S. PATENT DOCUMENTS

D305,929 S	2/1990	Ikeda et al.
D323,210 S	1/1992	Wortham
D377,523 S	1/1997	Marvin et al.
D389,567 S	1/1998	Gudefin
D394,311 S	5/1998	Seaman et al.
D395,146 S	6/1998	Miller et al.

D397,197 S	8/1998	Ito et al.
D398,045 S	9/1998	Jane et al.
D411,001 S	6/1999	Pinchuk
5,997,674 A	12/1999	Rakocy et al.
D420,438 S	2/2000	Pinchuk
D433,494 S	11/2000	Pinchuk et al.
D434,483 S	11/2000	Pinchuk
D436,159 S	1/2001	Gutmann
D437,039 S	1/2001	Yamazaki et al.
D452,302 S	12/2001	Hagen
D461,002 S	7/2002	Christianson
D462,430 S	9/2002	Christianson
D464,415 S	10/2002	Saunders et al.
D468,414 S	1/2003	Fok
D472,968 S	4/2003	Christianson
D476,068 S	6/2003	Fok
D479,743 S	9/2003	Fok
D479,874 S	9/2003	Shapiro
D483,851 S	12/2003	Fok
D486,217 S	2/2004	Shapiro

Primary Examiner—Robin Webster

(74) *Attorney, Agent, or Firm*—Kathy Mojibi Kavcioglu

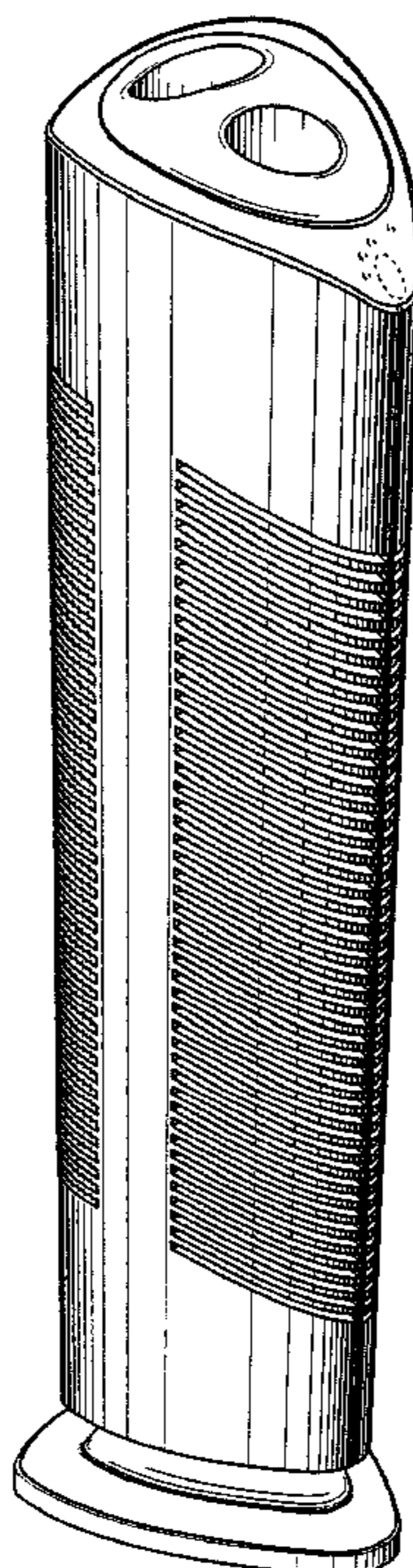
(57) **CLAIM**

The ornamental design for an air purifier product, as shown and described.

DESCRIPTION

FIG. 1 is a front perspective view of an air purifier product; FIG. 2 is a top plan view thereof; FIG. 3 is a front side elevational view thereof; FIG. 4 is a side elevational view thereof; FIG. 5 is a rear side elevational view thereof; and, FIG. 6 is a rear perspective view thereof.

1 Claim, 3 Drawing Sheets



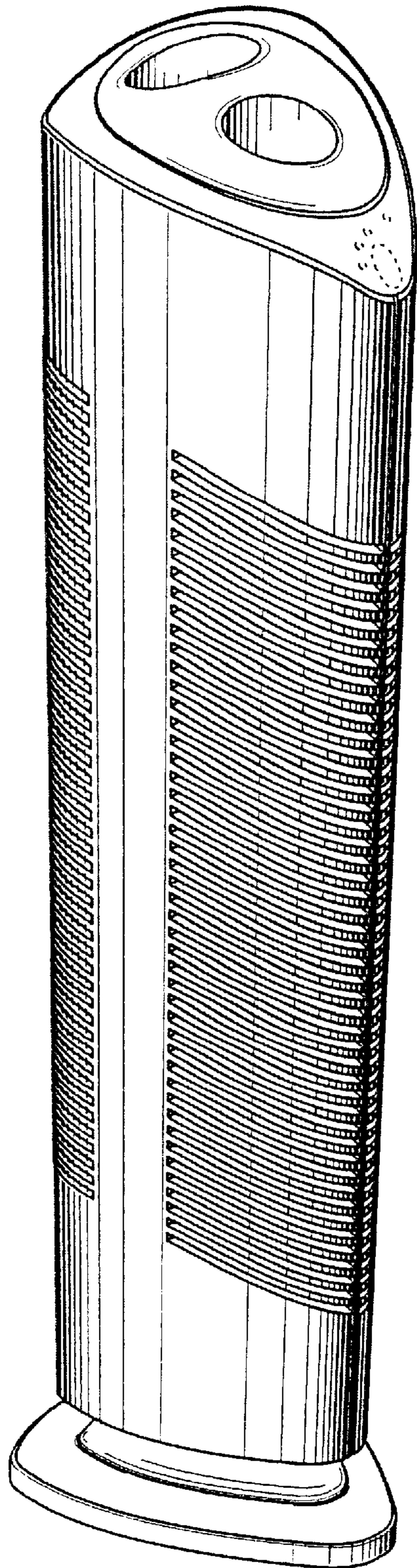


Fig. 1

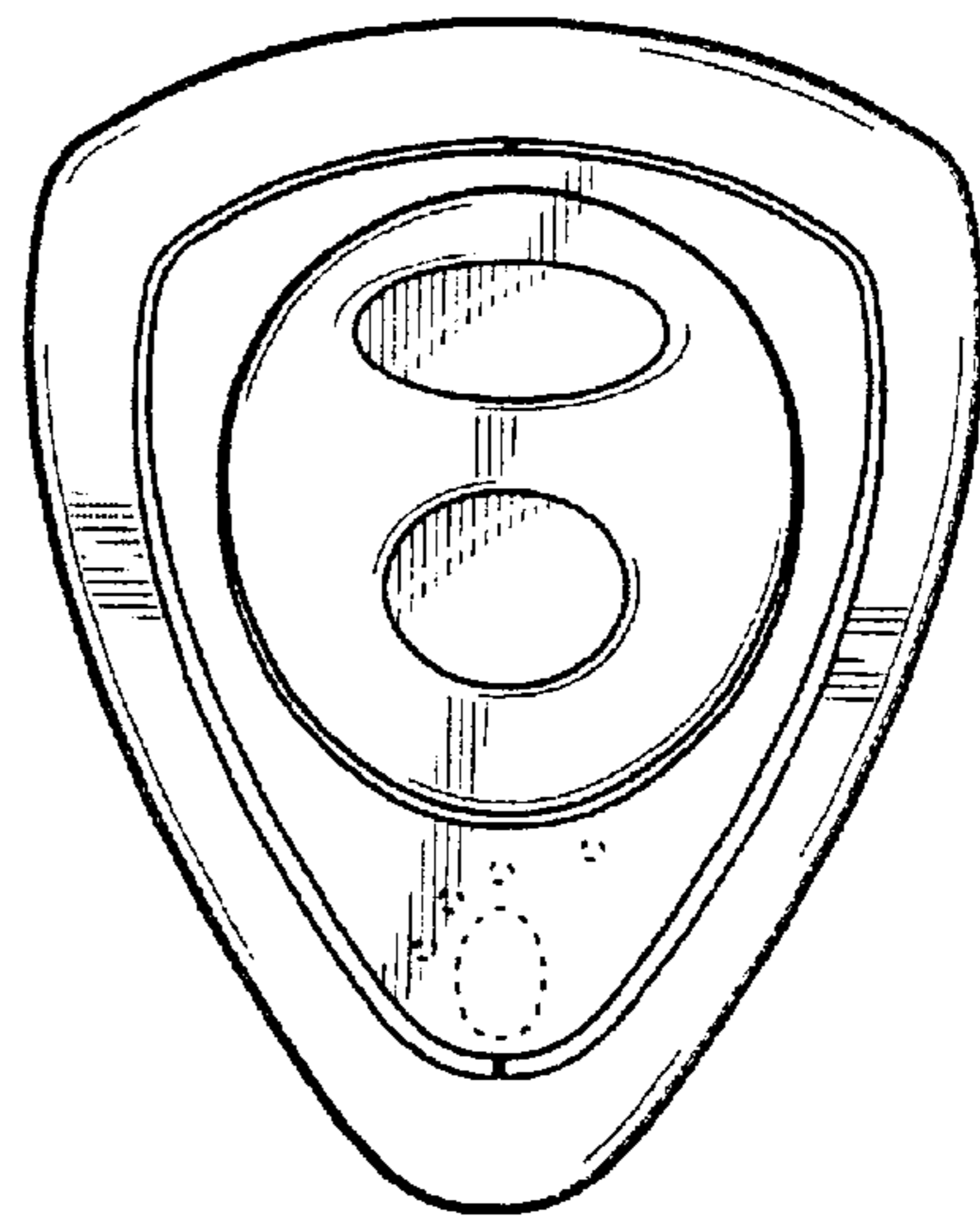


Fig. 2

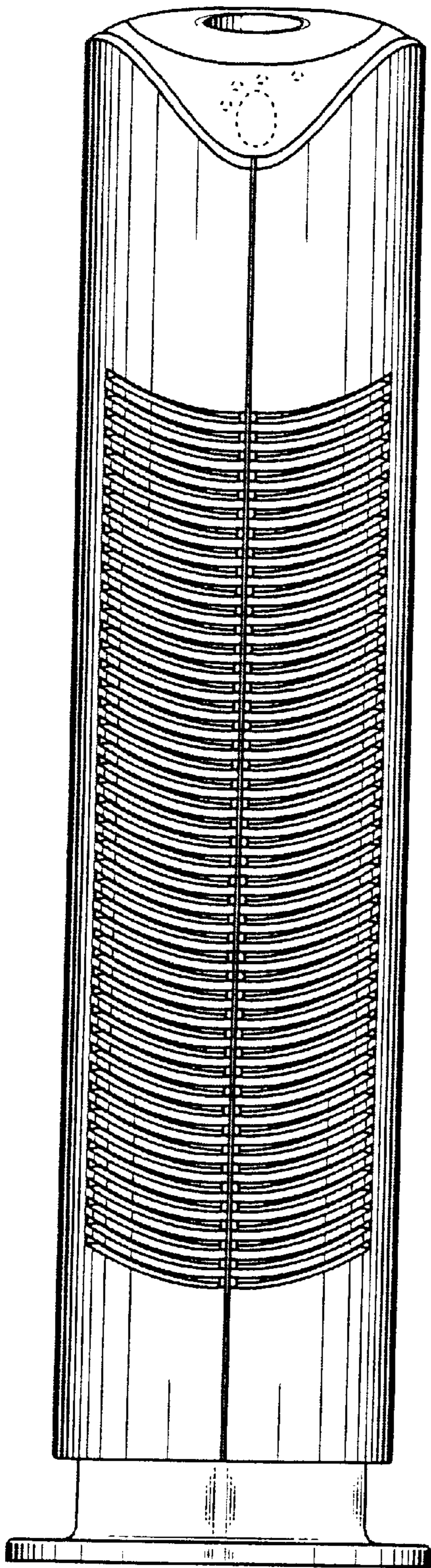


Fig. 3

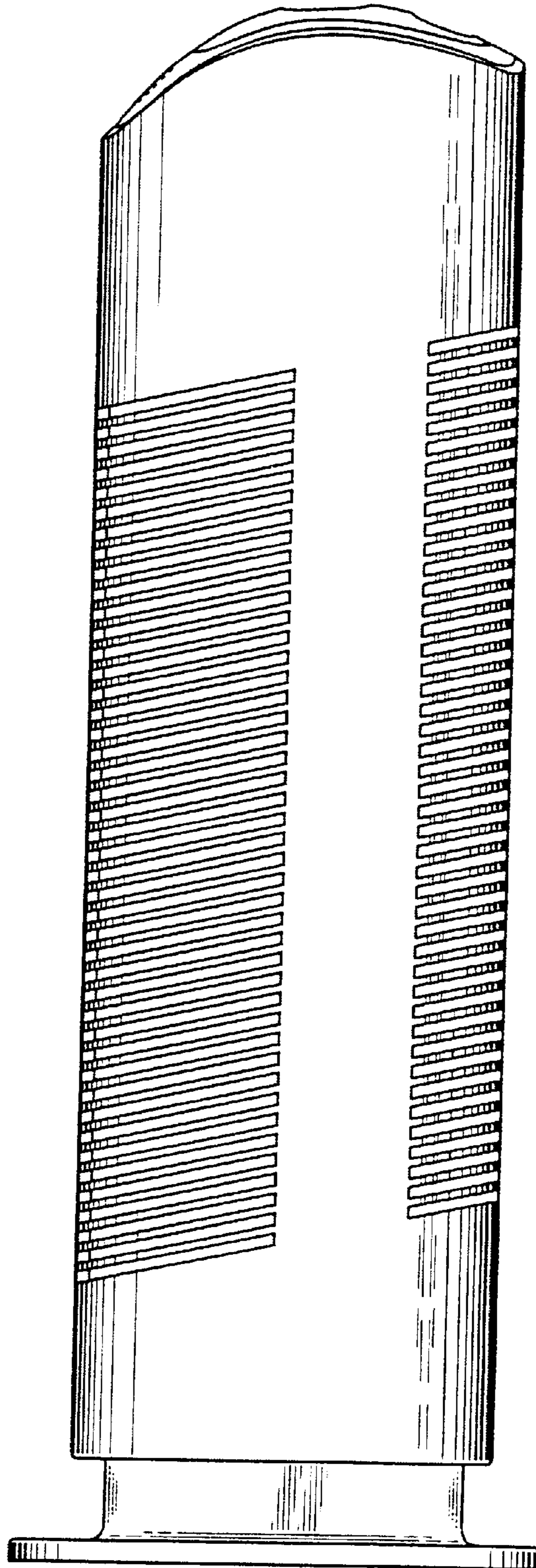


Fig. 4




Fig. 5




Fig. 6