



US00D522108S

(12) **United States Design Patent**  
**Hoernig**

(10) **Patent No.:** **US D522,108 S**

(45) **Date of Patent:** **\*\* May 30, 2006**

(54) **FAUCET SPOUT**

(75) Inventor: **Victor Hoernig**, Lowell, IN (US)

(73) Assignee: **Brasstech, Inc.**, Santa Ana, CA (US)

(\*\*) Term: **14 Years**

(21) Appl. No.: **29/226,535**

(22) Filed: **Mar. 30, 2005**

(51) **LOC (8) Cl.** ..... **23-01**

(52) **U.S. Cl.** ..... **D23/255**

(58) **Field of Classification Search** ..... D23/238-257;  
4/675-678; 137/801

See application file for complete search history.

(56) **References Cited**

**U.S. PATENT DOCUMENTS**

D117,171 S	*	10/1939	Fraser	.....	D23/257
D279,598 S	*	7/1985	Rademacher	.....	D23/255
D289,077 S	*	3/1987	Kolada	.....	D23/255
D295,663 S	*	5/1988	Kohler et al.	.....	D23/255
D496,717 S	*	9/2004	Svendsen et al.	.....	D23/257

D508,979 S \* 8/2005 Otero ..... D23/255

\* cited by examiner

*Primary Examiner*—Louis S. Zarfes

*Assistant Examiner*—G. Andoll

(74) *Attorney, Agent, or Firm*—Kwadjo Adusei-Poku;  
Lloyd D. Doigan

(57) **CLAIM**

The ornamental design for a faucet spout, as shown and described.

**DESCRIPTION**

FIG. 1 is a front perspective view of a faucet spout showing my design;

FIG. 2 is a front elevational view thereof;

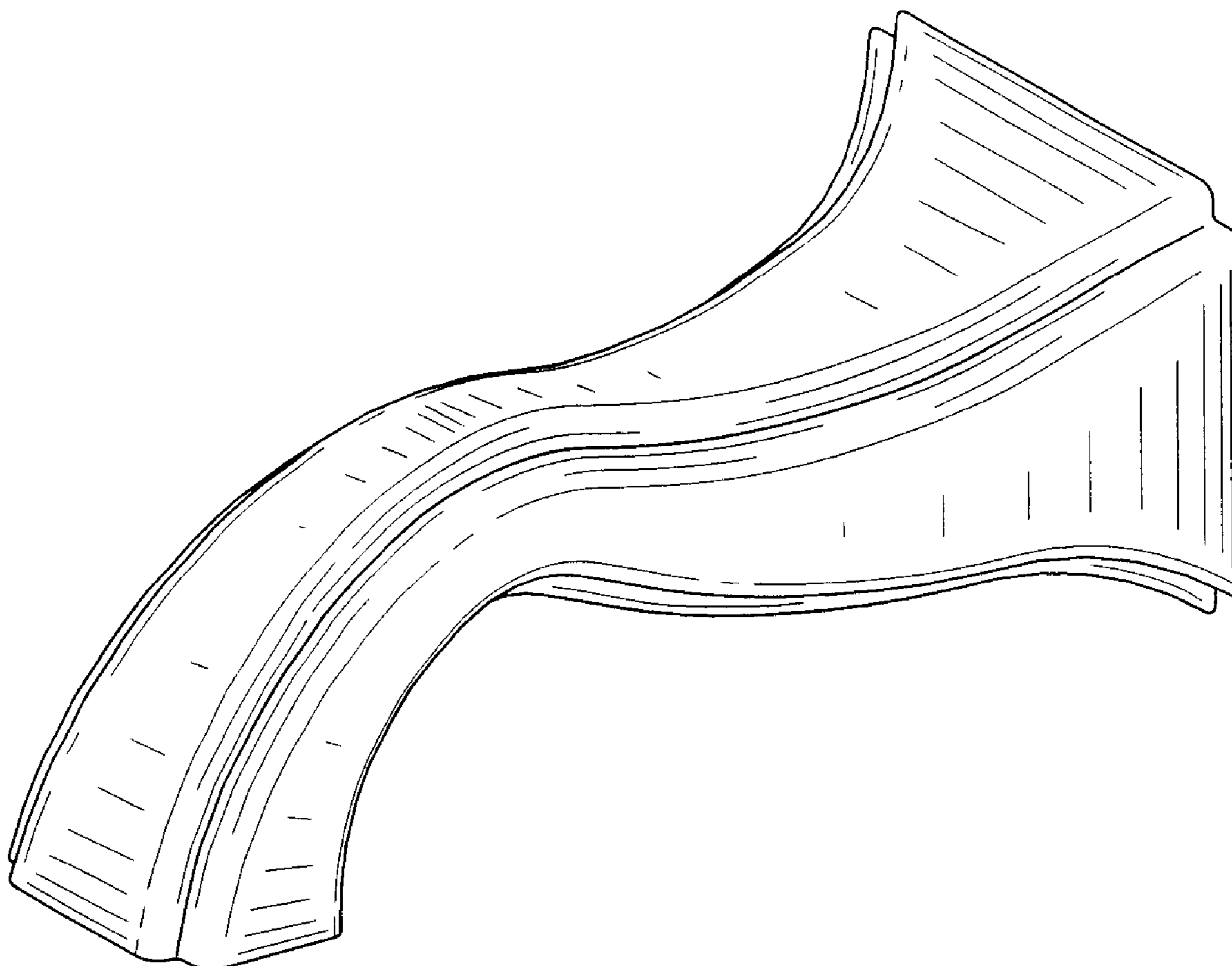
FIG. 3 is a right-side elevational view, the left-side elevational view being a mirror image thereof;


FIG. 4 is a top plan view thereof; and,

FIG. 5 is a bottom plan view thereof.


The broken lines in the Figures are for illustrative purposes only and form no part of the claimed design.

**1 Claim, 5 Drawing Sheets**





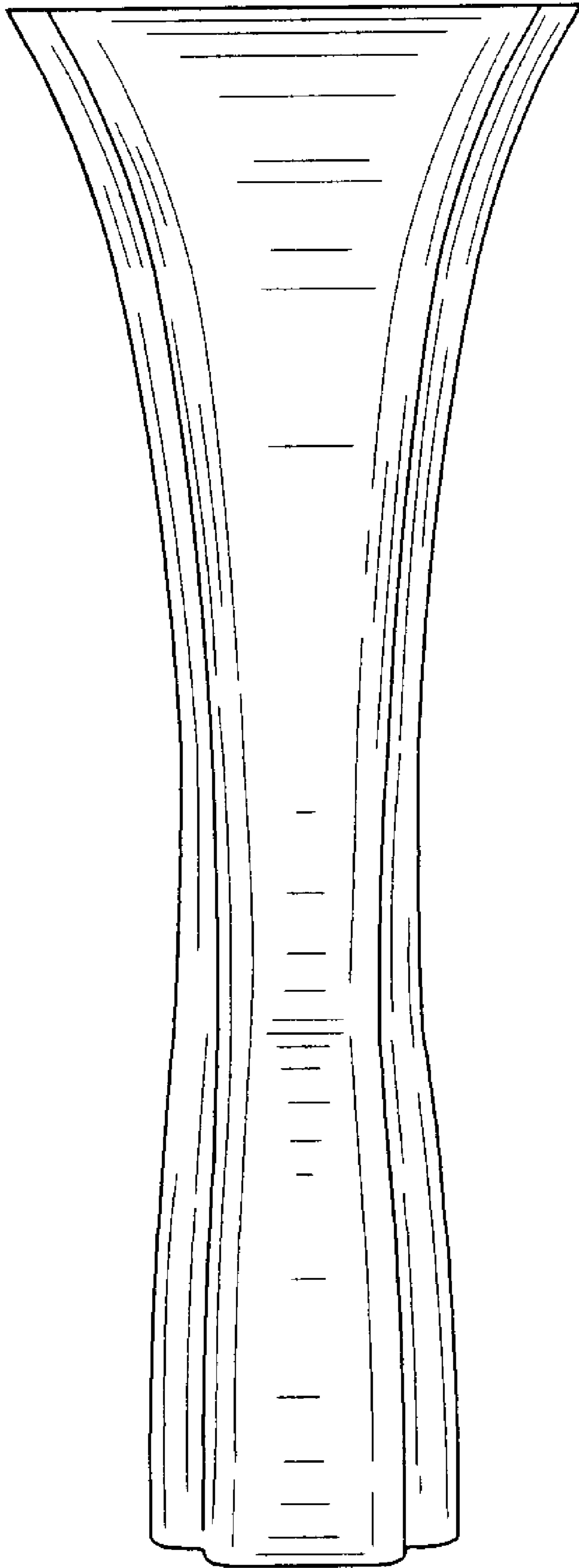
**FIG. 1**



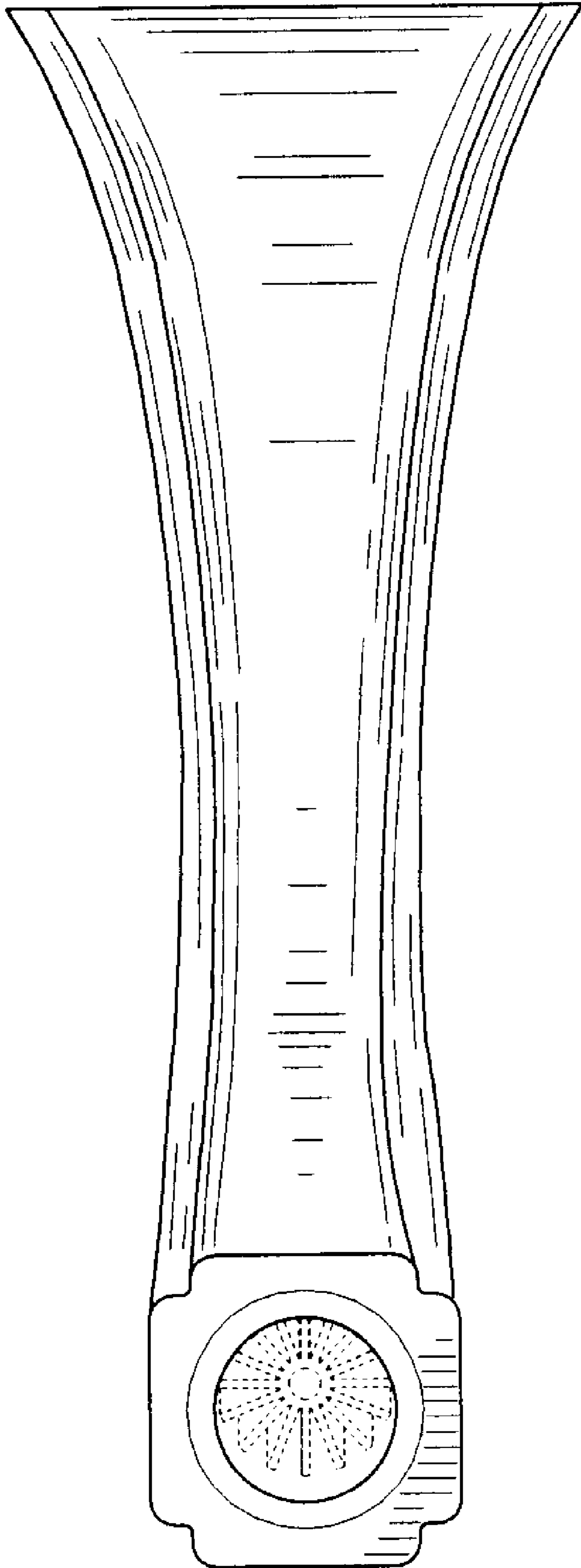
**FIG. 2**



**FIG. 3**



**FIG. 4**



**FIG. 5**