

US00D522103S

(12) **United States Design Patent**
Hoernig

(10) **Patent No.:** **US D522,103 S**

(45) **Date of Patent:** **** May 30, 2006**

(54) **FAUCET HANDLE**

(75) Inventor: **Victor Hoernig**, Lowell, IN (US)

(73) Assignee: **Brasstech, Inc.**, Santa Ana, CA (US)

(**) Term: **14 Years**

(21) Appl. No.: **29/226,705**

(22) Filed: **Mar. 31, 2005**

(51) **LOC (8) Cl.** **23-01**

(52) **U.S. Cl.** **D23/252**

(58) **Field of Classification Search** D23/238-257;
4/675-678; 137/801; D8/250-257, 300-322,
D8/DIG. 3; 16/110.1

See application file for complete search history.

(56) **References Cited**

U.S. PATENT DOCUMENTS

D76,995 S	*	11/1928	Fraser	D23/254
D113,395 S	*	2/1939	Reinecke	D23/254
D143,100 S	*	12/1945	Stanitz	D23/250
D162,678 S	*	3/1951	Muller-Munk	D23/254
D325,425 S	*	4/1992	Bengtson	D23/250
D405,509 S	*	2/1999	Doughty et al.	D23/252

D473,932 S	*	4/2003	Caplow	D23/252
D474,671 S	*	5/2003	Singtoroj et al.	D8/301
D476,064 S	*	6/2003	Smith	D23/250
D498,290 S	*	11/2004	Egee	D23/250
D509,569 S	*	9/2005	Svendsen et al.	D23/252

* cited by examiner

Primary Examiner—Louis S. Zarfaz

Assistant Examiner—Gregory Andoll

(74) *Attorney, Agent, or Firm*—Kwadjo Adusei-Poku;
Lloyd D. Doigan

(57) **CLAIM**

The ornamental design for a faucet handle, as shown and described.

DESCRIPTION

FIG. 1 is a front perspective view of a faucet handle showing my design;

FIG. 2 is a front elevational view thereof;


FIG. 3 is a rear elevational view thereof;

FIG. 4 is a top plan view thereof;

FIG. 5 is a left side elevational view thereof; and,

FIG. 6 is a right side elevational view thereof.

1 Claim, 6 Drawing Sheets






FIG. 1

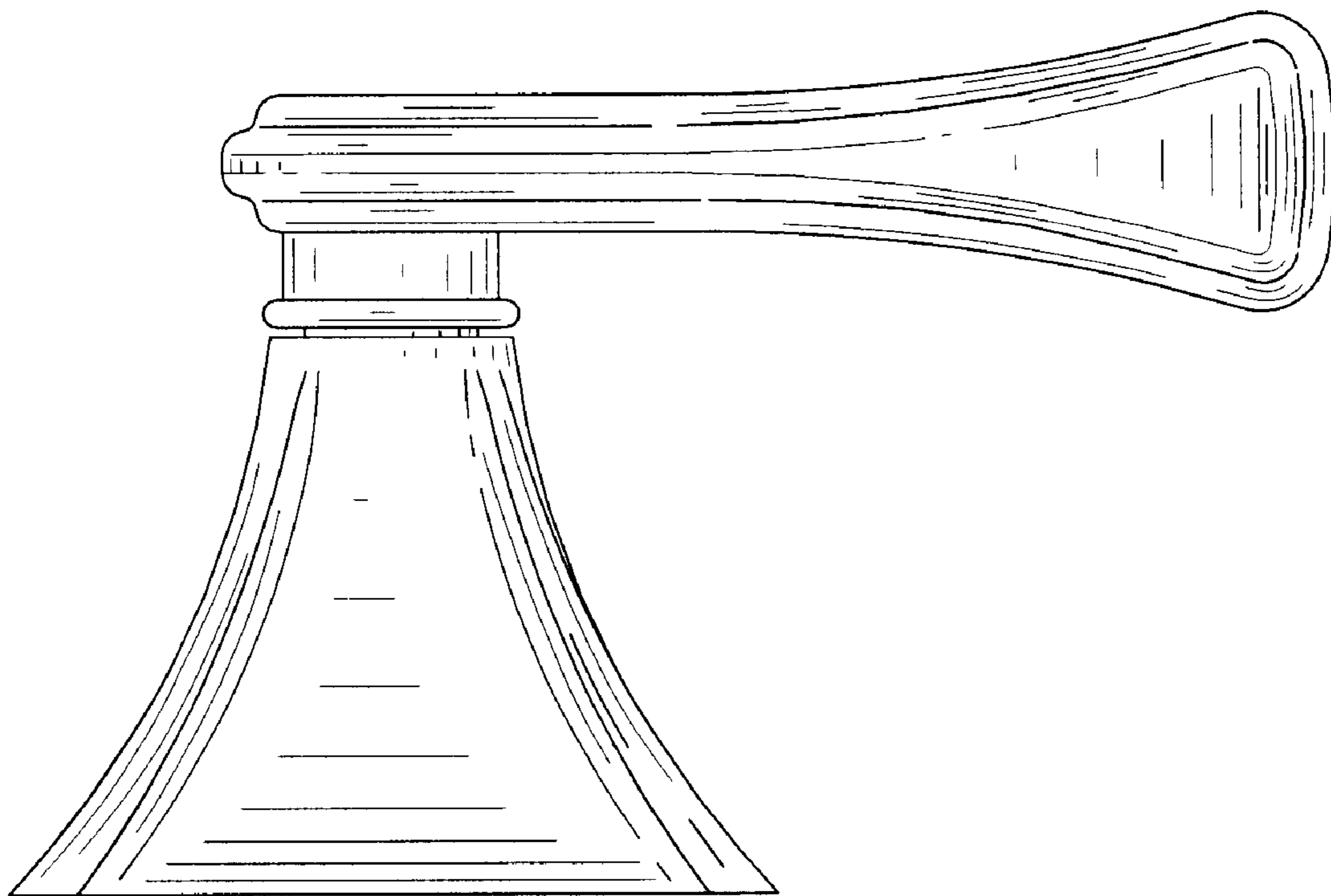


FIG. 2

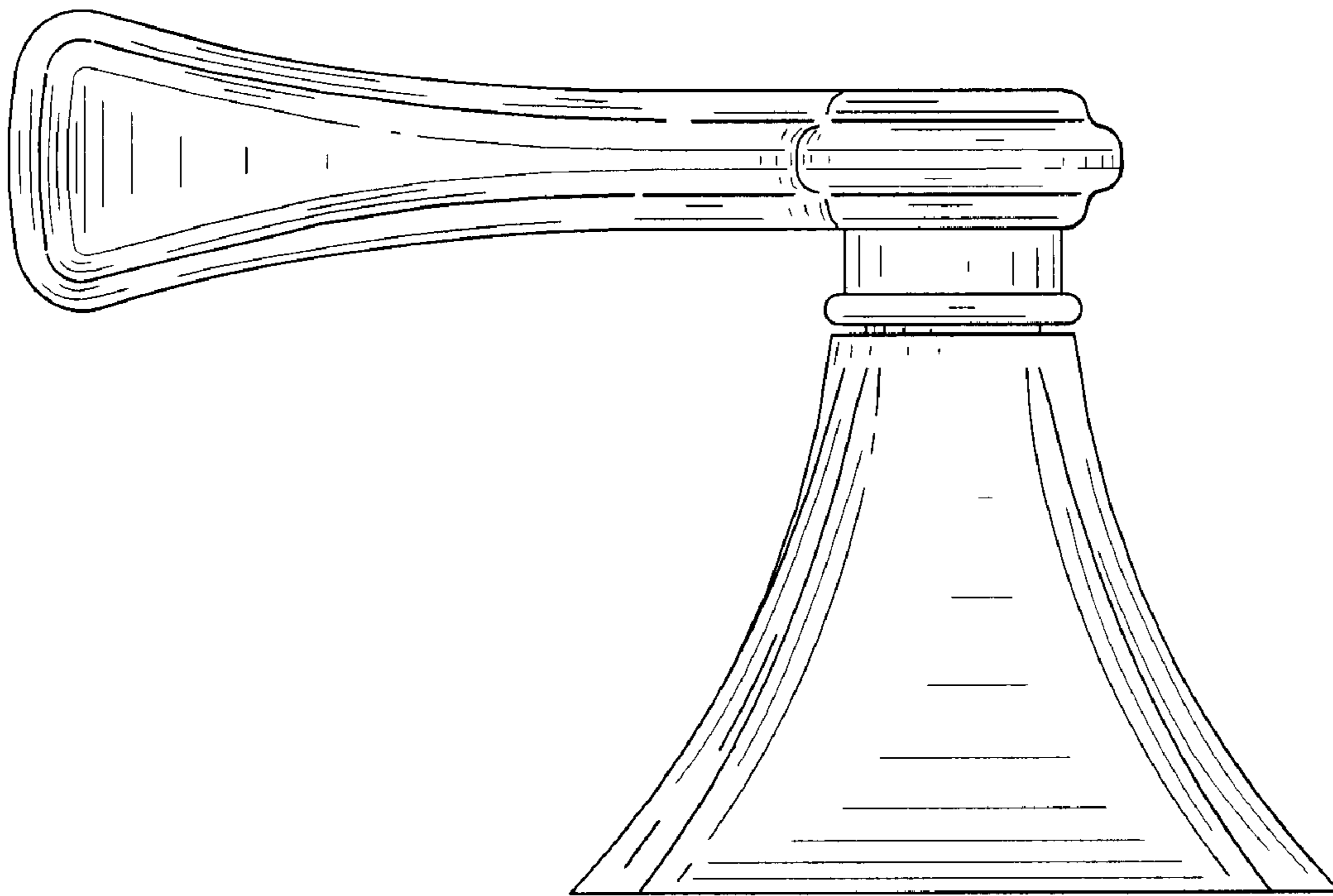


FIG. 3

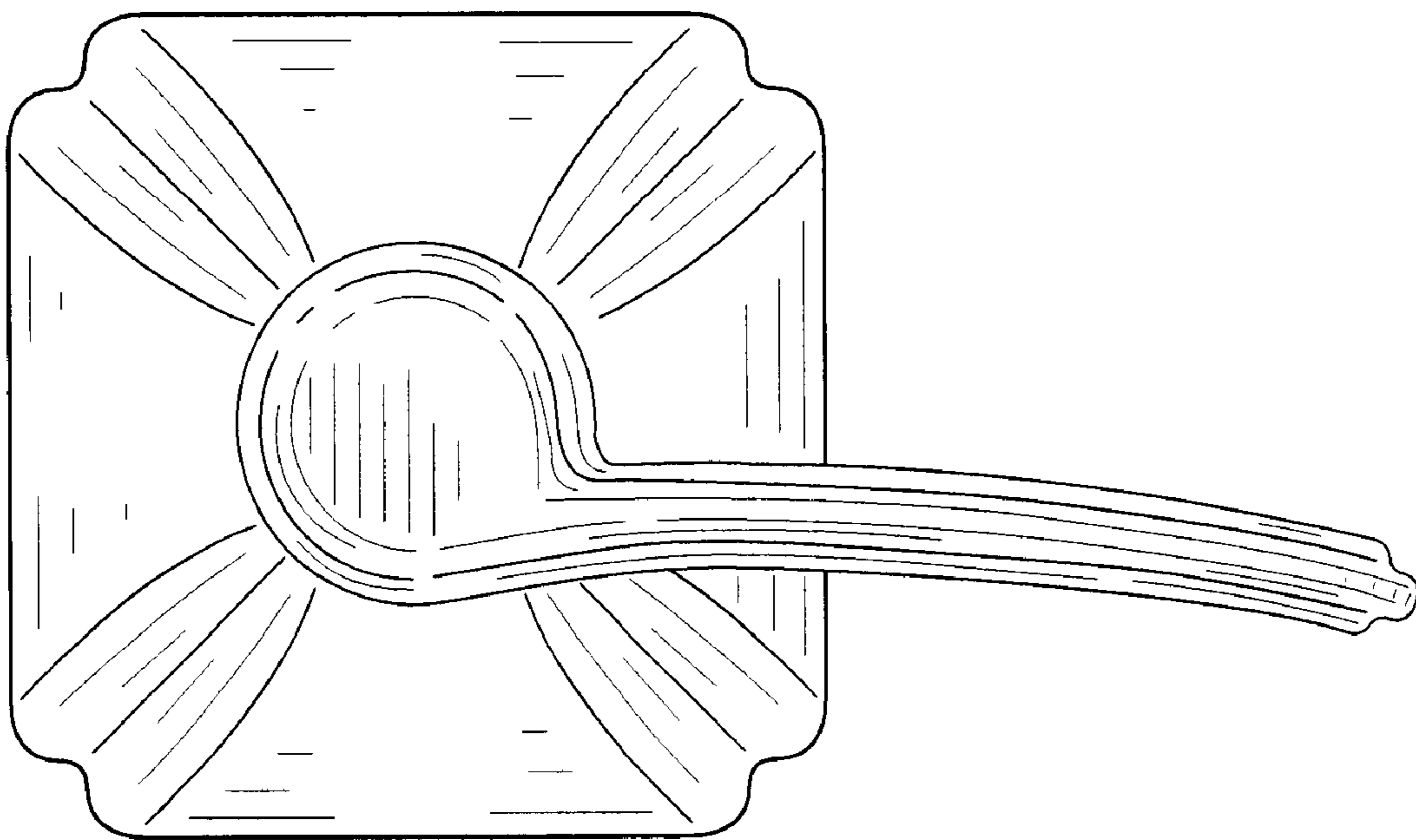


FIG. 4

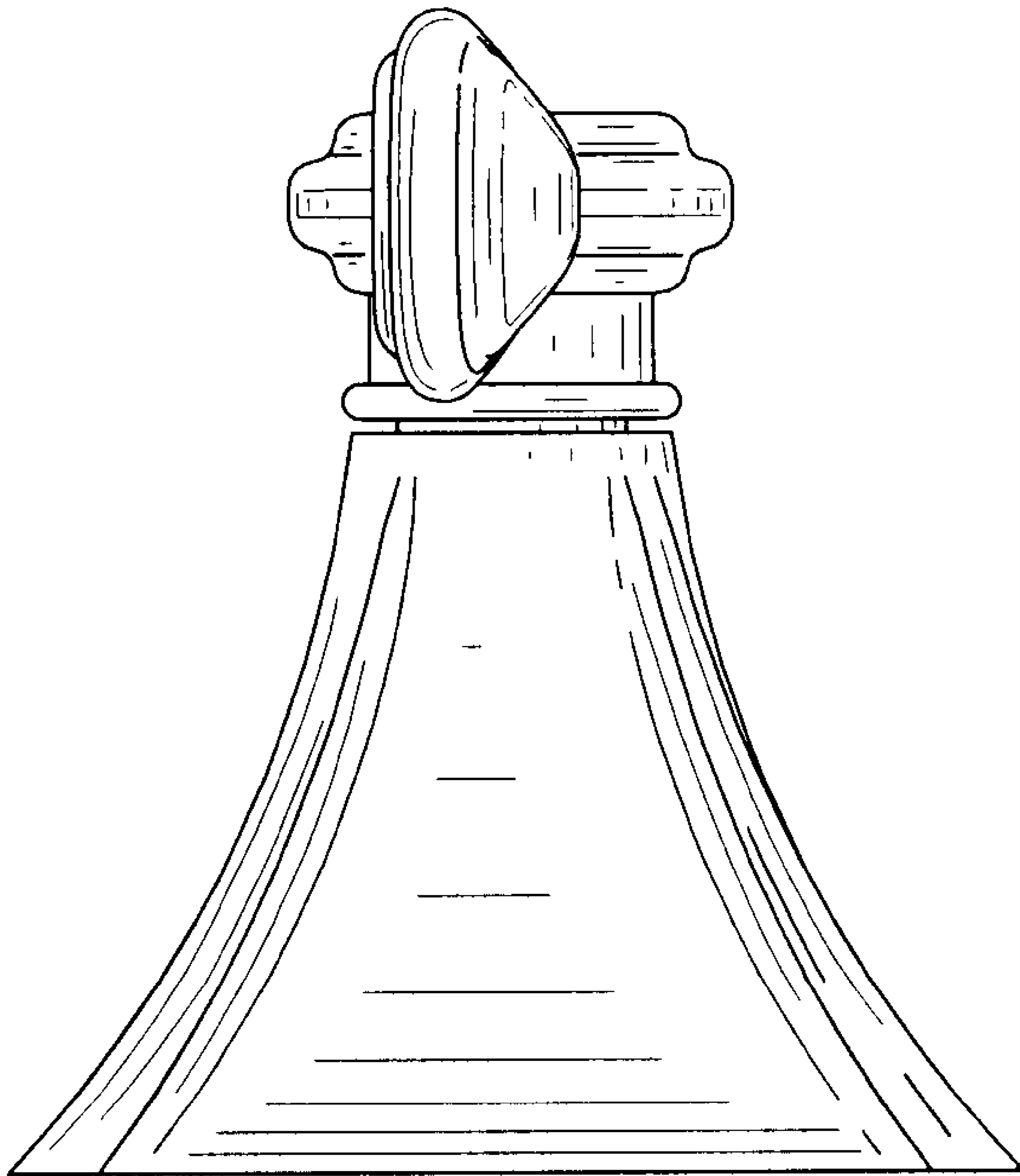


FIG. 5




FIG. 6