



US00D522101S

(12) **United States Design Patent**  
**Fritz**

(10) **Patent No.:** **US D522,101 S**

(45) **Date of Patent:** **\*\* May 30, 2006**

(54) **FAUCET HANDLE**

D471,620 S \* 3/2003 Zhao ..... D23/252  
D510,414 S \* 10/2005 Jones ..... D23/252

(75) Inventor: **Seth A. Fritz**, Kendallville, IN (US)

\* cited by examiner

(73) Assignee: **Masco Corporation of Indiana**,  
Indianapolis, IN (US)

*Primary Examiner*—Louis S. Zarfes

*Assistant Examiner*—G. Andoll

(\*\*) Term: **14 Years**

(74) *Attorney, Agent, or Firm*—Kwadjo Adusei-Poku;  
Lloyd D. Doigan

(21) Appl. No.: **29/220,103**

(57) **CLAIM**

(22) Filed: **Dec. 23, 2004**

The ornamental design for a faucet handle, as shown and described.

(51) **LOC (8) Cl.** ..... **23-01**

(52) **U.S. Cl.** ..... **D23/252**

(58) **Field of Classification Search** ..... D23/238–257;  
D8/250–257, 300–322, DIG. 3; 16/110.1;  
4/675–678; 137/801

**DESCRIPTION**

See application file for complete search history.

FIG. 1 is a front perspective view of a faucet handle showing my design;

FIG. 2 is a right side elevational view thereof, the left side elevational view being a mirror image thereof;

FIG. 3 is a rear elevational view thereof;

FIG. 4 is a front elevational view thereof;

FIG. 5 is a top plan view thereof; and,


FIG. 6 is a rear perspective view thereof.


(56) **References Cited**

**U.S. PATENT DOCUMENTS**


D390,921 S \* 2/1998 Steffes et al. .... D23/250  
D460,158 S \* 7/2002 Green et al. .... D23/252

**1 Claim, 6 Drawing Sheets**

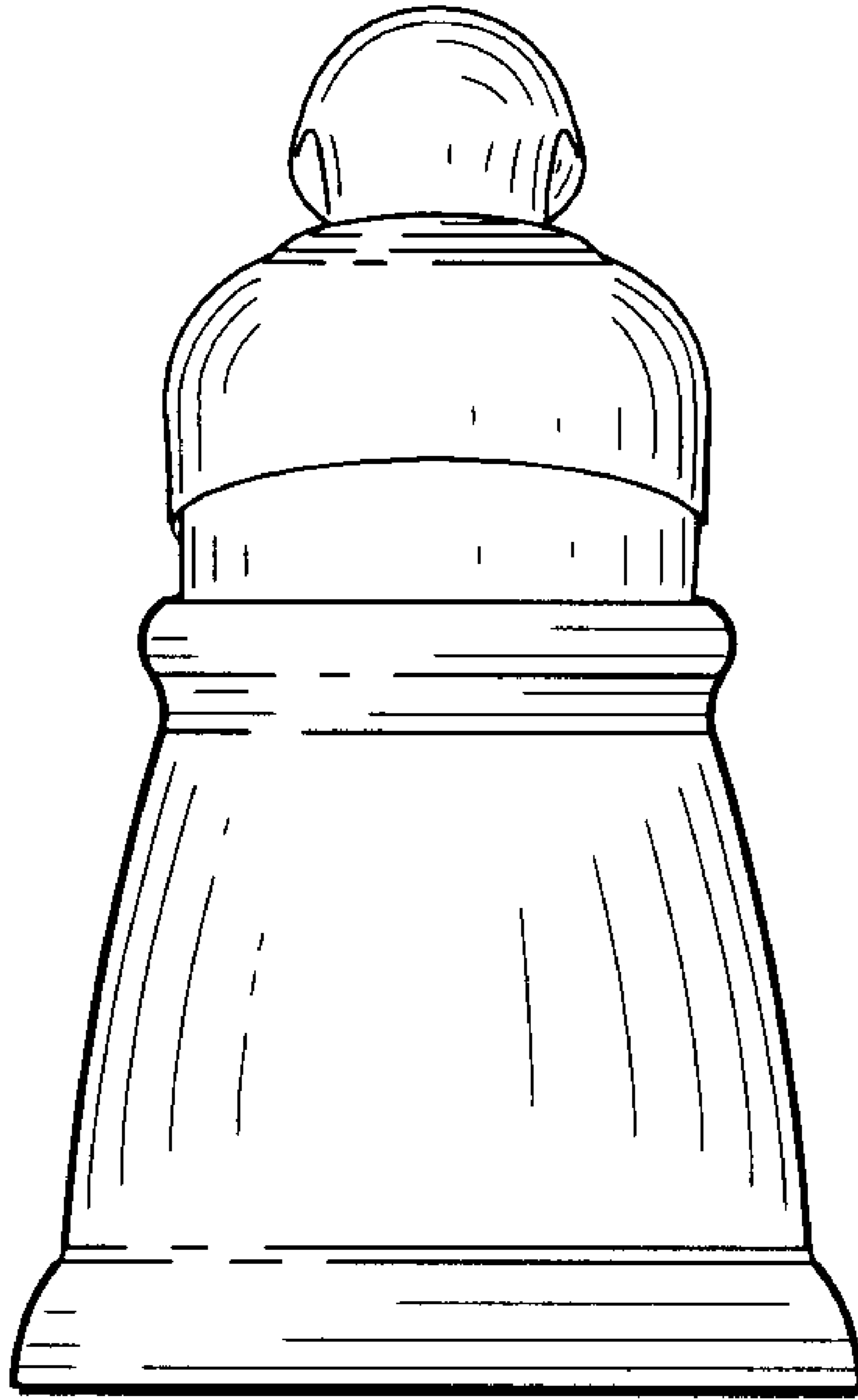




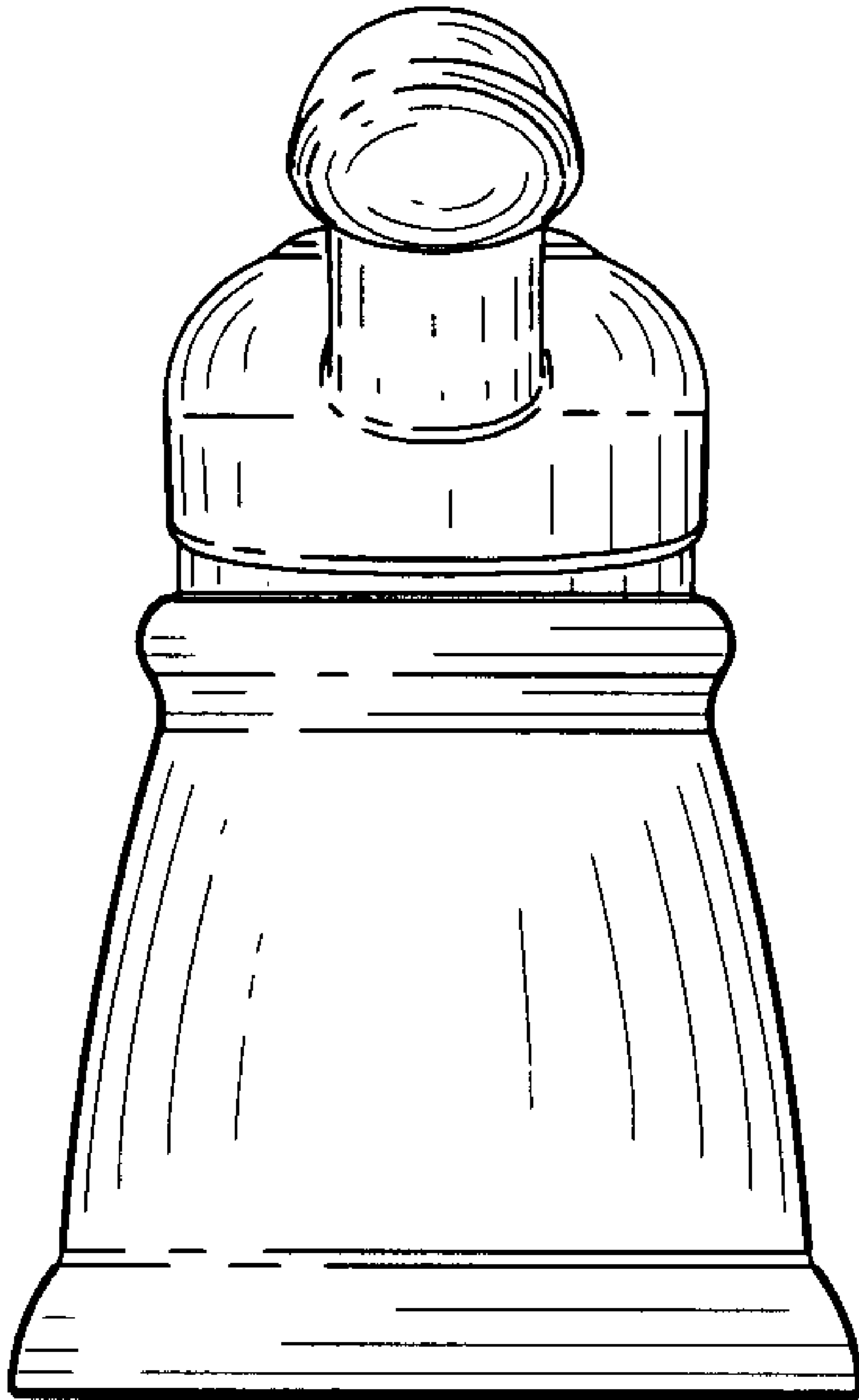
**FIG. 1**



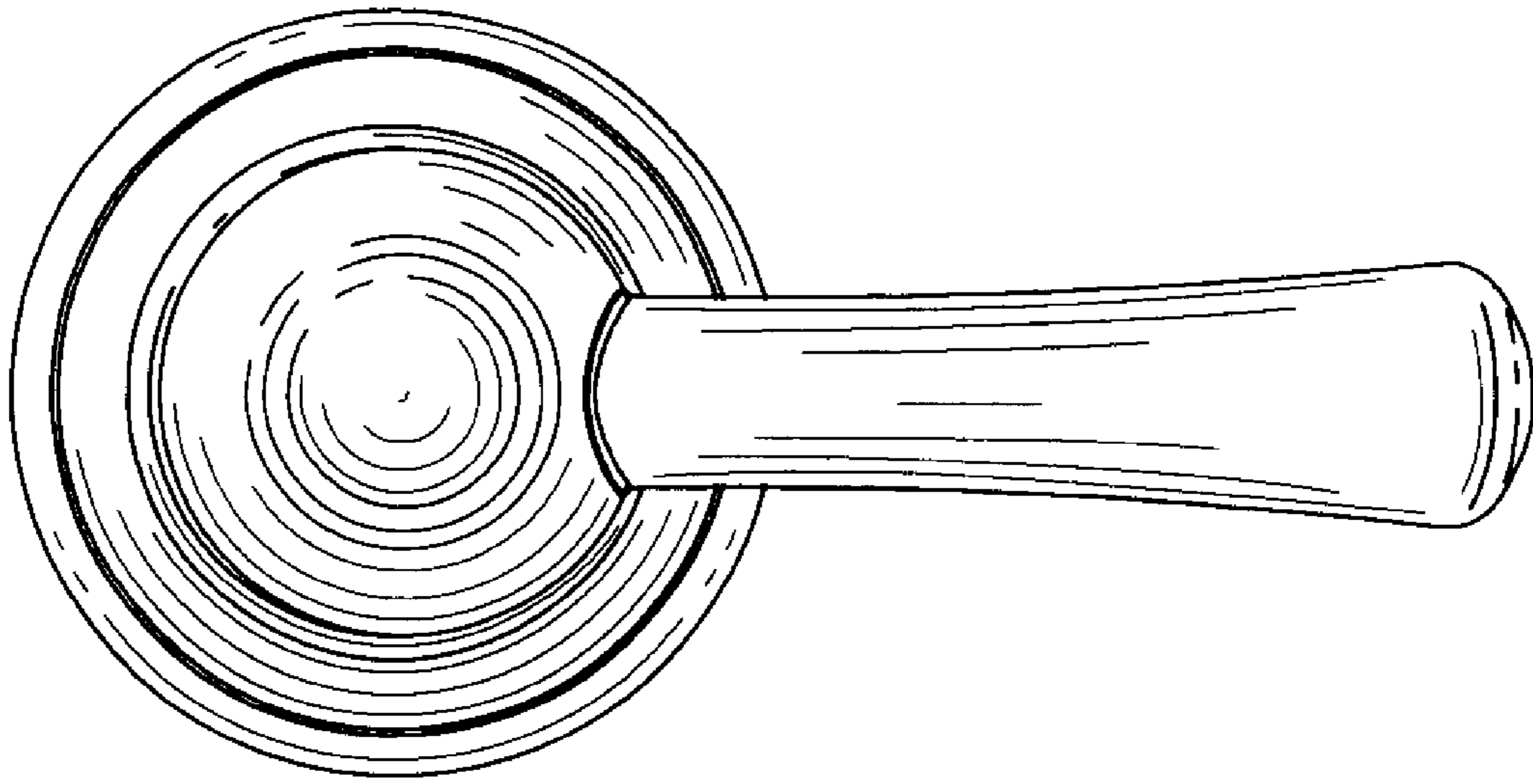
**FIG. 2**



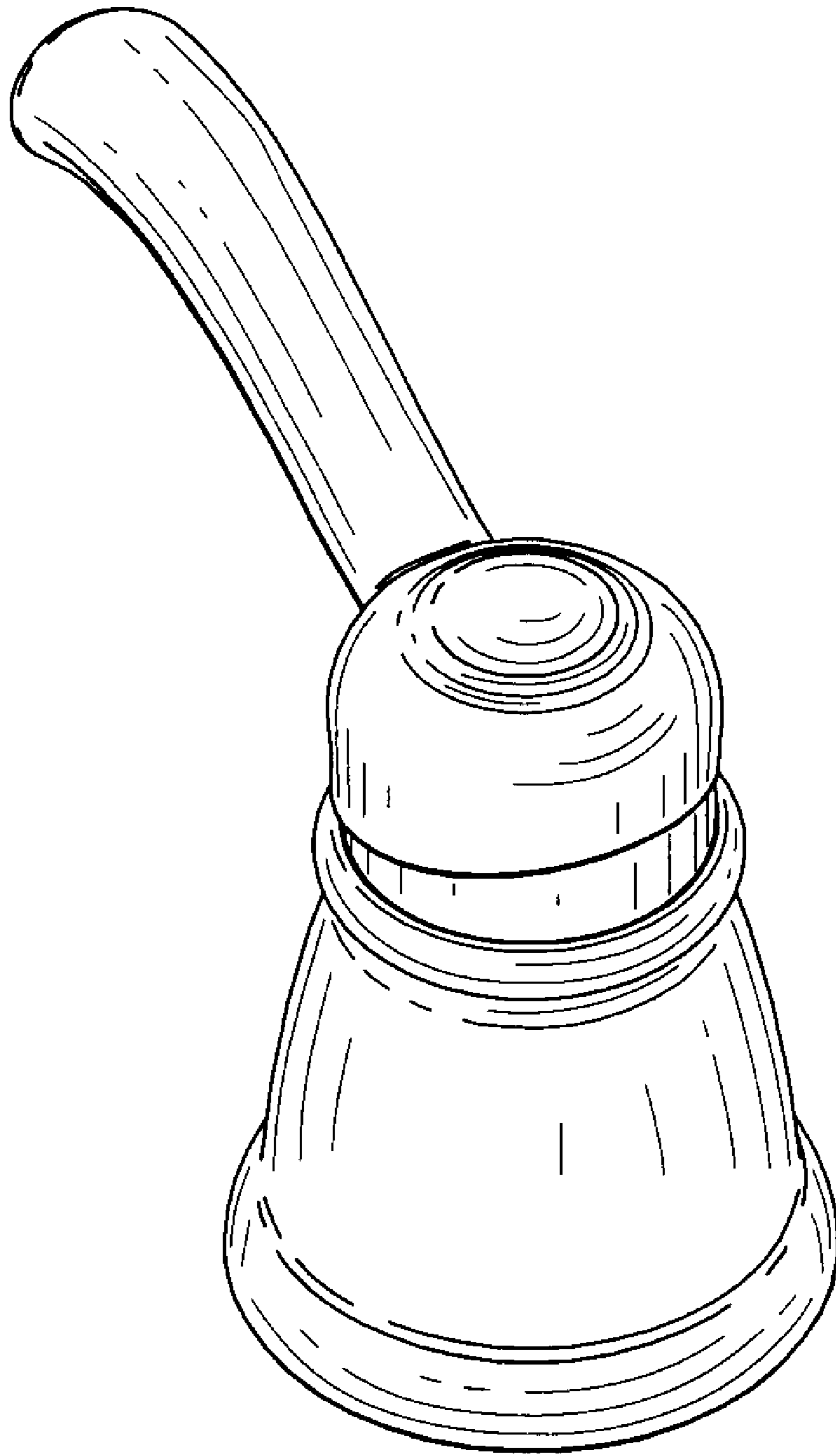
**FIG. 3**



**FIG. 4**



**FIG. 5**



**FIG. 6**