



US00D522092S

(12) **United States Design Patent**  
**Hoernig**

(10) **Patent No.:** **US D522,092 S**

(45) **Date of Patent:** **\*\* May 30, 2006**

(54) **FAUCET SPOUT**

(75) Inventor: **Victor Hoernig**, Lowell, IN (US)

(73) Assignee: **Brasstech, Inc.**, Santa Ana, CA (US)

(\*\*) Term: **14 Years**

(21) Appl. No.: **29/226,527**

(22) Filed: **Mar. 30, 2005**

(51) **LOC (8) Cl.** ..... **23-01**

(52) **U.S. Cl.** ..... **D23/238; D23/255**

(58) **Field of Classification Search** ..... D23/238-257;  
4/675-678; 137/801

See application file for complete search history.

(56) **References Cited**

**U.S. PATENT DOCUMENTS**

D297,758 S	*	9/1988	Paul	.....	D23/252
D313,065 S	*	12/1990	Strignano	.....	D23/242
D342,777 S	*	12/1993	Paul	.....	D23/257
D345,684 S	*	4/1994	Shaanan	.....	D8/301
D436,653 S	*	1/2001	Lefroy-Brooks	.....	D23/241
D462,421 S	*	9/2002	Hundley	.....	D23/252

D495,780 S	*	9/2004	Aubry et al.	.....	D23/252
D499,171 S	*	11/2004	Citterio	.....	D23/245
D503,217 S	*	3/2005	Aubry et al.	.....	D23/255
D510,612 S	*	10/2005	Lammel et al.	.....	D23/241

\* cited by examiner

*Primary Examiner*—Louis S. Zarfaz

*Assistant Examiner*—Gregory Andoll

(74) *Attorney, Agent, or Firm*—Kwadjo Adusei-Poku;  
Lloyd D. Doigan

(57) **CLAIM**

The ornamental design for a faucet spout, as shown and described.

**DESCRIPTION**

FIG. 1 is a front perspective view of a faucet spout showing my design;

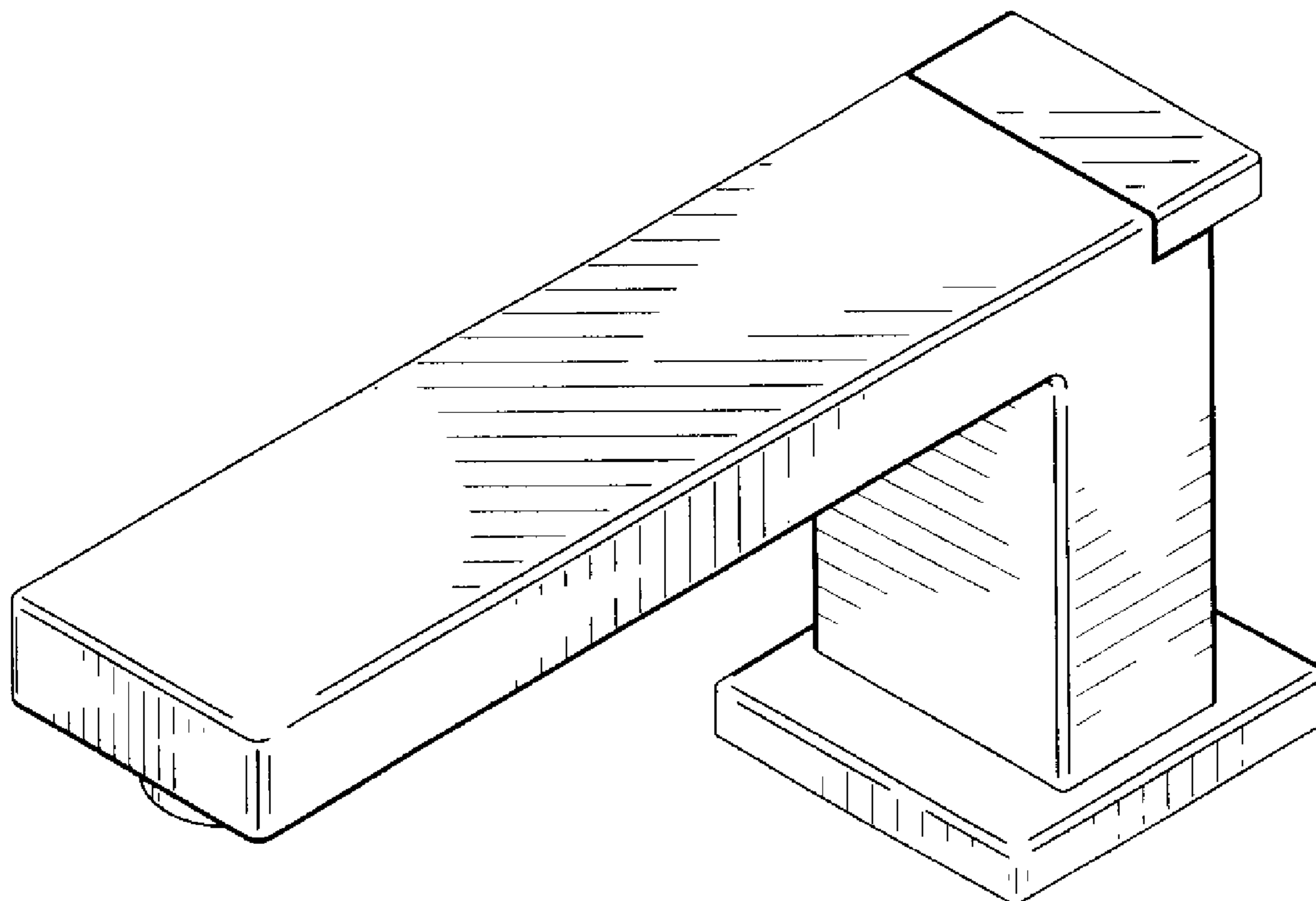
FIG. 2 is a front elevational view thereof;

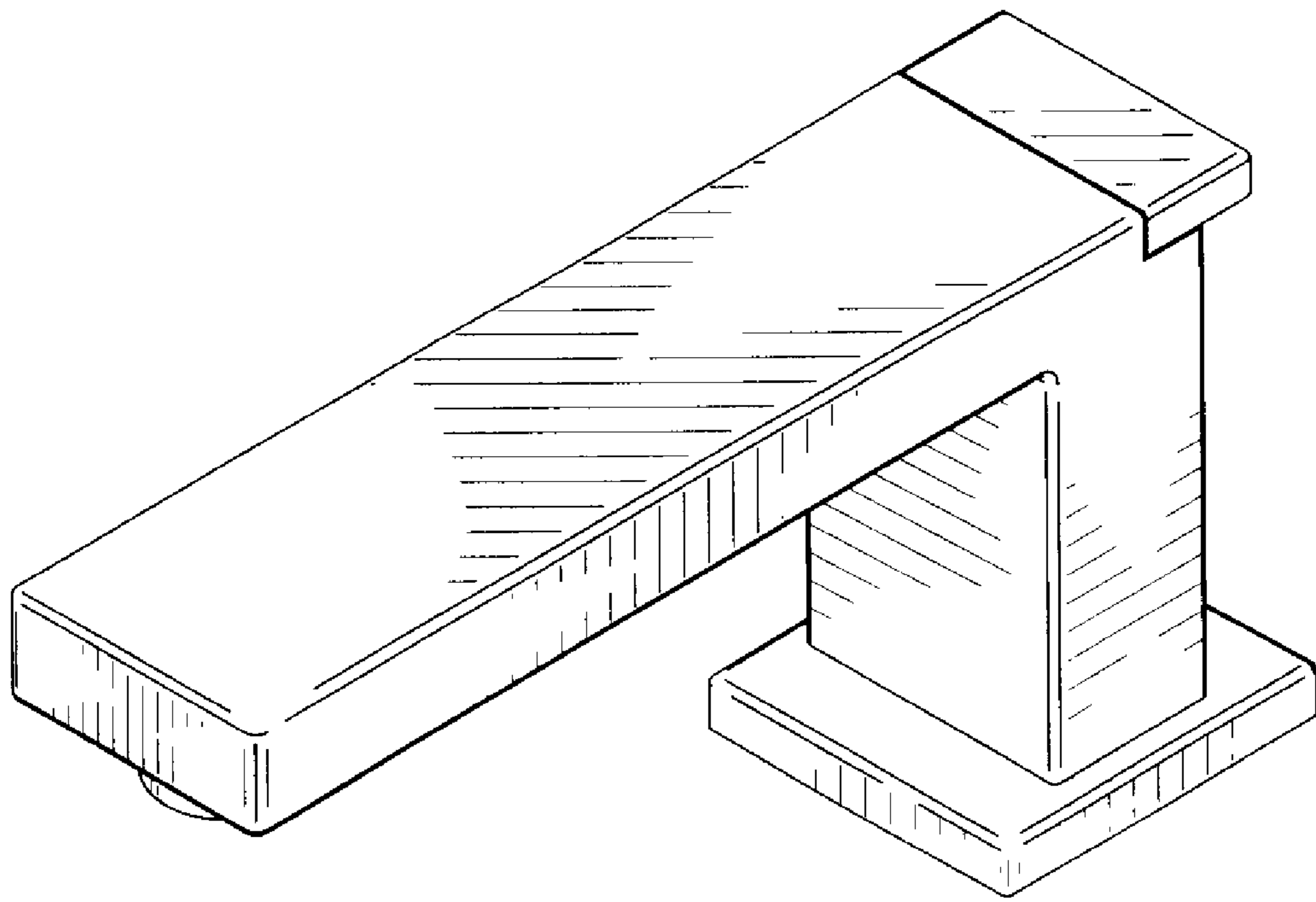
FIG. 3 is a rear elevational view thereof;

FIG. 4 is a left-side elevational view, the right-side elevational view being a mirror image thereof; and,


FIG. 5 is a top plan view thereof.

**1 Claim, 5 Drawing Sheets**

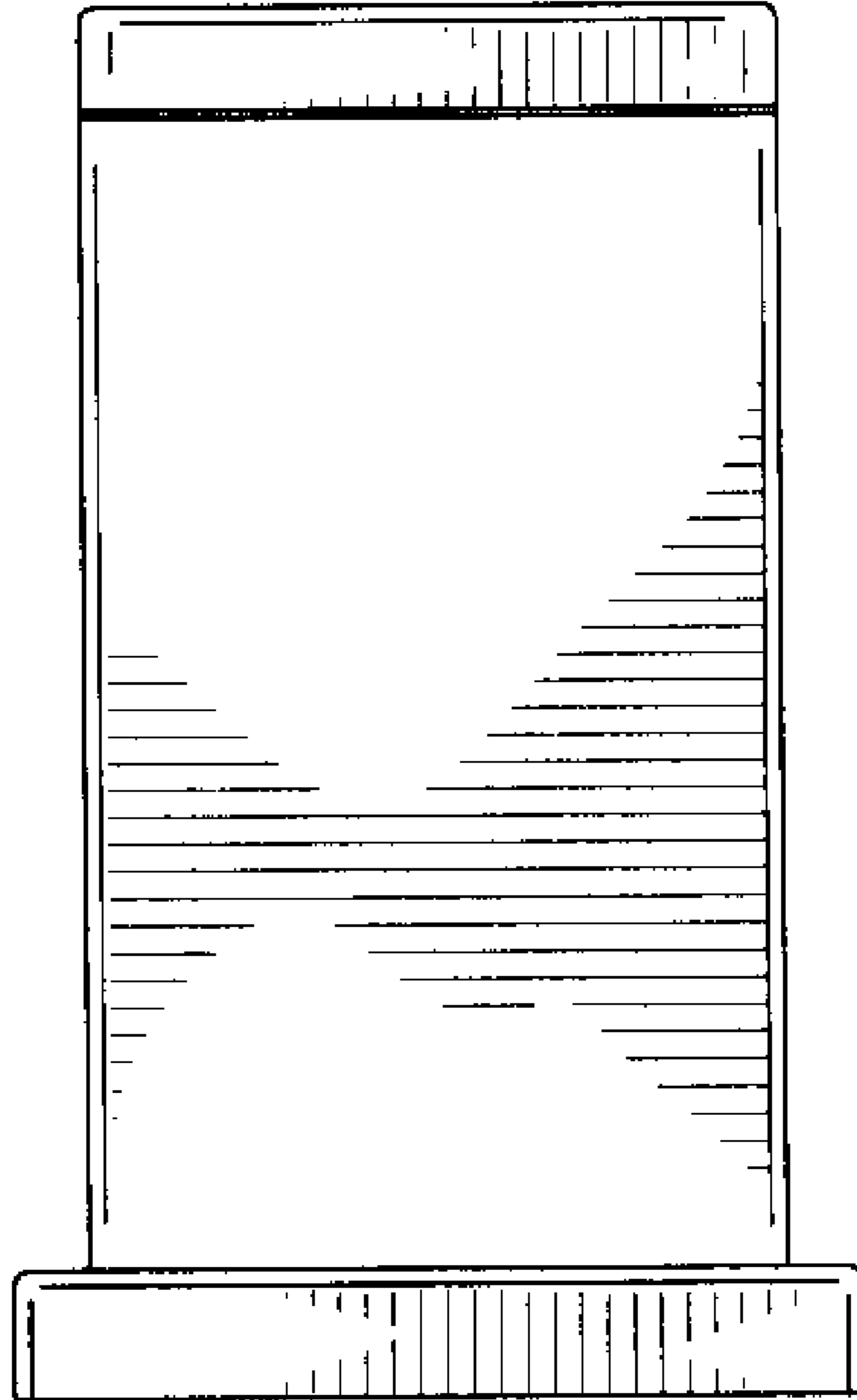




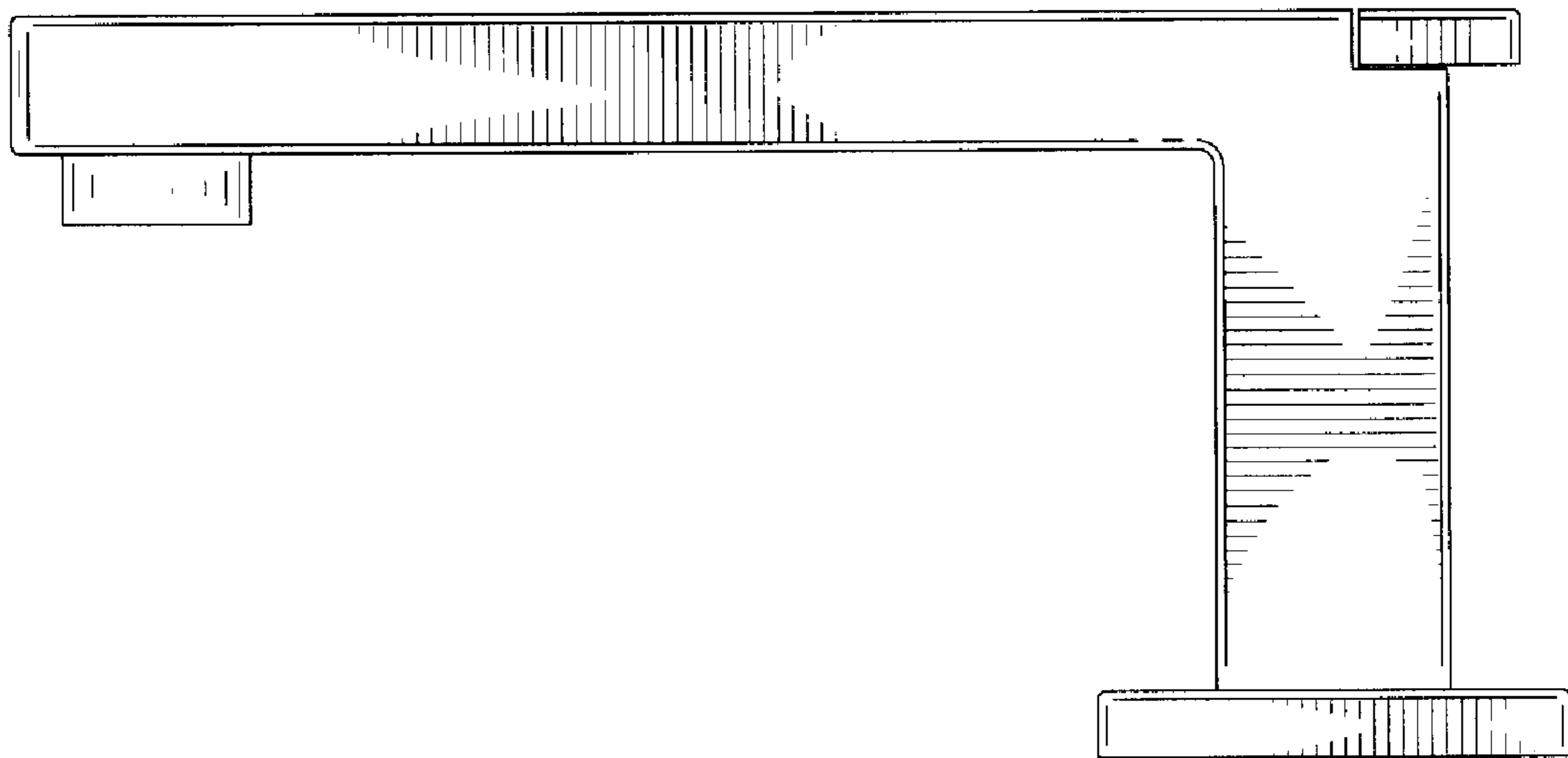
**FIG. 1**




**FIG. 2**



**FIG. 3**



**FIG. 4**



**FIG. 5**