



US00D522074S

(12) **United States Design Patent**
Dümmel

(10) **Patent No.:** **US D522,074 S**

(45) **Date of Patent:** **** May 30, 2006**

(54) **FITNESS DEVICE**

(75) **Inventor:** **Ralf Dümmel**, Stapelfeld (DE)

(73) **Assignee:** **DS Produkte Dieter Schwarz GmbH**,
Stapelfeld (DE)

(**) **Term:** **14 Years**

(21) **Appl. No.:** **29/226,626**

(22) **Filed:** **Mar. 31, 2005**

(51) **LOC (8) Cl.** **21-02**

(52) **U.S. Cl.** **D21/662**

(58) **Field of Classification Search** D21/662,
D21/668, 669, 670, 686, 689, 690; 482/27,
482/51, 145, 146; D10/93
See application file for complete search history.

(56) **References Cited**

U.S. PATENT DOCUMENTS

- D281,403 S * 11/1985 Zeigner et al. D10/93
- D325,541 S * 4/1992 Storsberg D10/93
- D380,508 S * 7/1997 Chang D21/688

- 5,921,899 A * 7/1999 Rose 482/112
- D460,506 S * 7/2002 Tamminga et al. D21/686
- 6,419,611 B1 * 7/2002 Levine et al. 482/53
- 6,692,419 B1 * 2/2004 Chen 482/146
- D500,100 S * 12/2004 van der Meer D21/662

* cited by examiner

Primary Examiner—Philip S. Hyder

(74) *Attorney, Agent, or Firm*—Staas & Halsey LLP

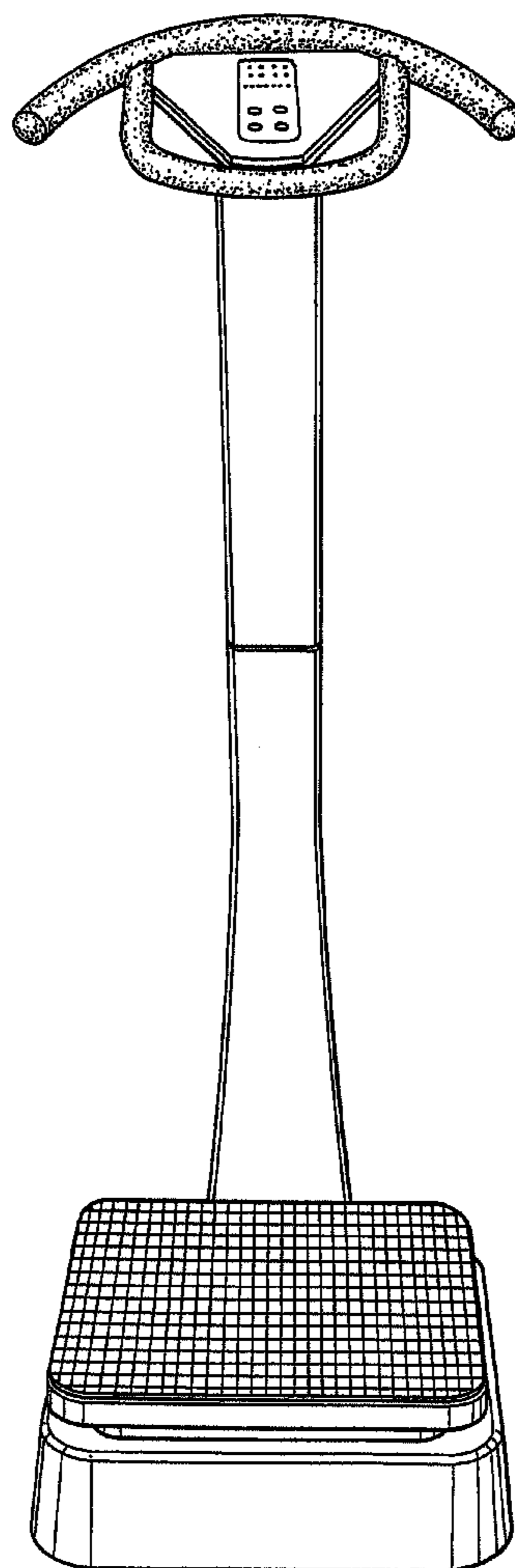
(57) **CLAIM**

The ornamental design for a fitness device, as shown.

DESCRIPTION

FIG. 1 is a perspective front view of a fitness device showing my new design;
 FIG. 2 is a perspective rear view thereof;
 FIG. 3 is a perspective left side view thereof;
 FIG. 4 is a perspective right side view thereof; and,
 FIG. 5 is an enlarged perspective view of the control panel portion of the fitness device, shown separately for ease of illustration.

1 Claim, 5 Drawing Sheets



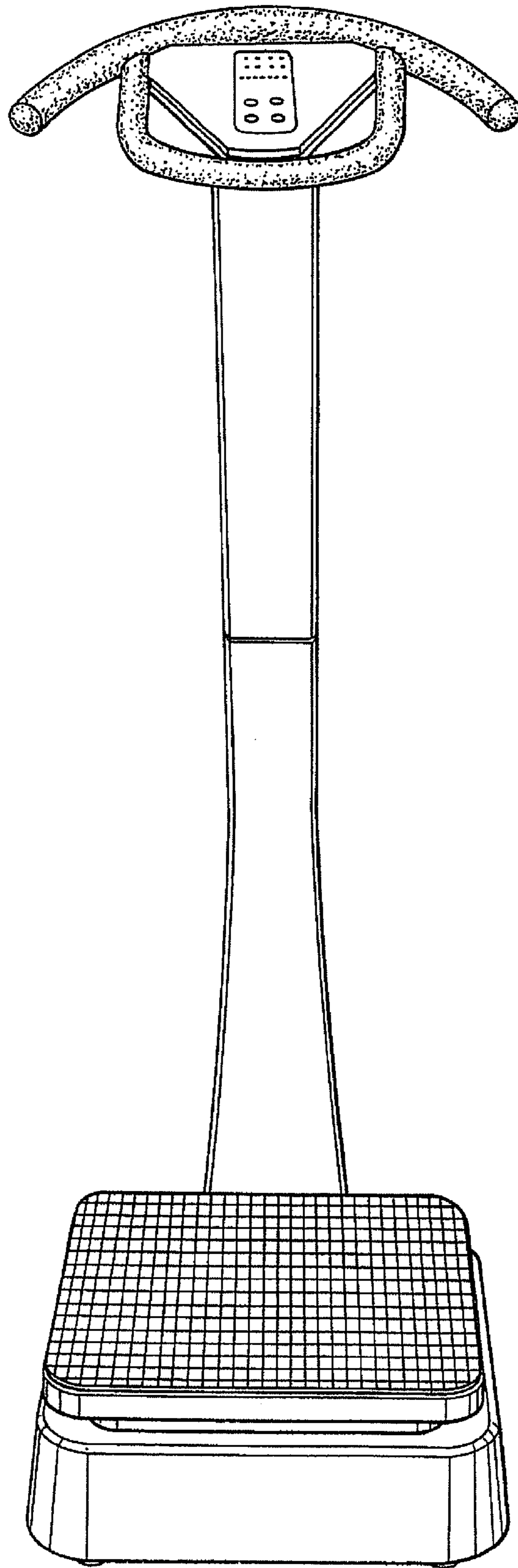


FIG. 1

FIG. 2

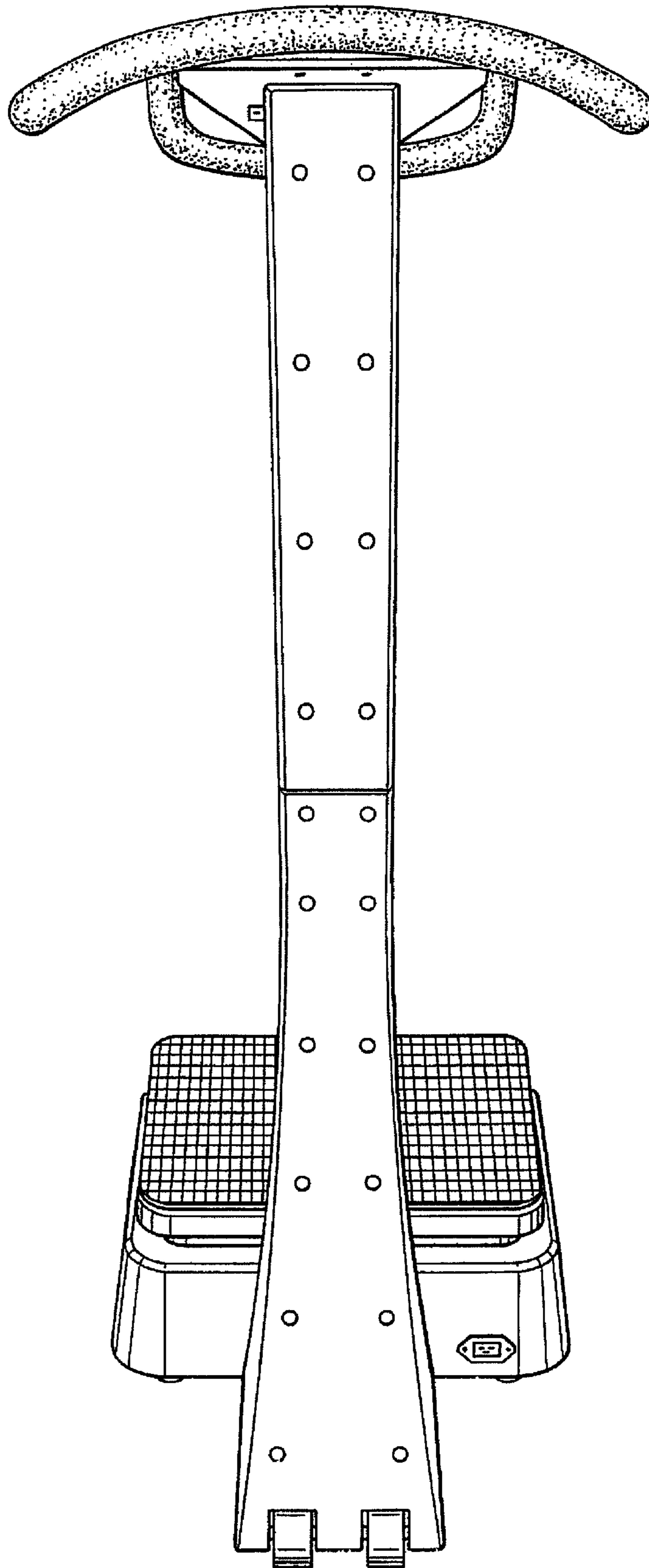


FIG. 3

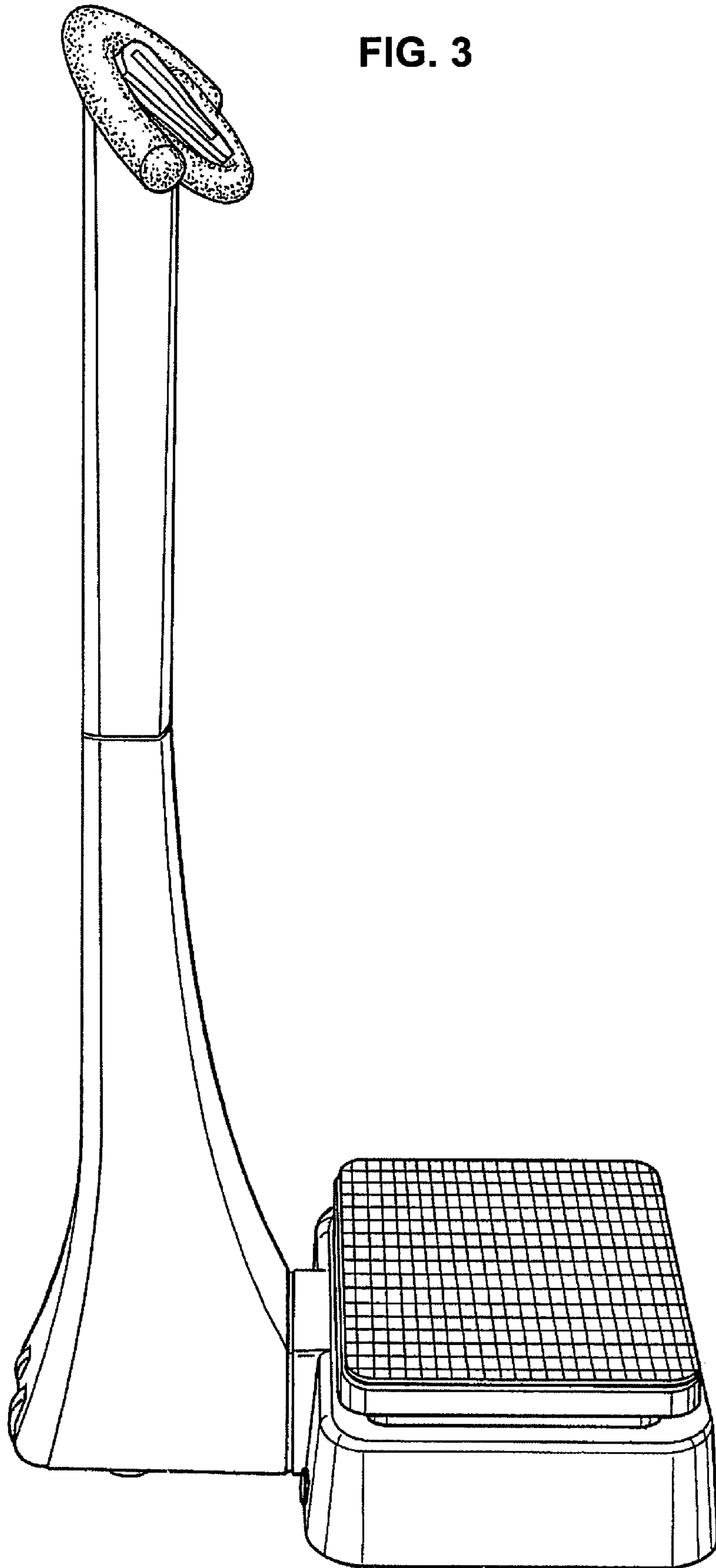


FIG. 4

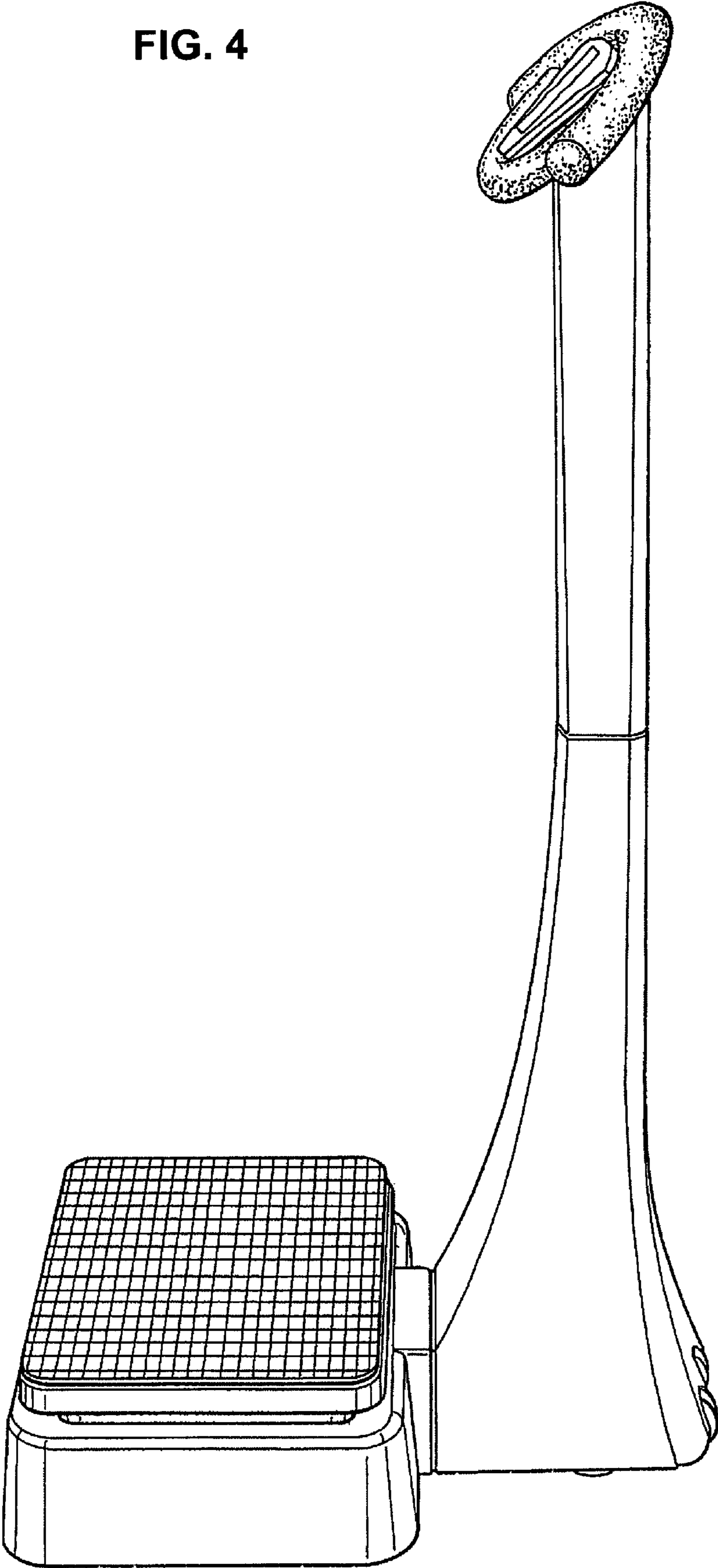


FIG. 5

