

US00D522067S

(12) **United States Design Patent** (10) **Patent No.:** **US D522,067 S**  
**Allen** (45) **Date of Patent:** **\*\* May 30, 2006**

(54) **SHUFFLEBOARD SECTION**

(76) Inventor: **James D. Allen**, 8245 Forest Cir.,  
Seminole, FL (US) 33776

(\*\*) Term: **14 Years**

(21) Appl. No.: **29/205,667**

(22) Filed: **May 19, 2004**

(51) **LOC (8) Cl.** ..... **21-01**

(52) **U.S. Cl.** ..... **D21/321; D21/385; D25/156;**  
**D6/385**

(58) **Field of Classification Search** ..... **D5/1-3;**  
**D21/312, 321, 334, 363, 397, 686, 694, 698,**  
**D21/797, 365, 385; D6/403, 480, 491, 492,**  
**D6/509, 511, 512, 582, 585; D11/155, 164;**  
**D23/260, 261, 388, 397, 400; D25/53, 58,**  
**D25/102, 114, 118, 138, 152, 156; D34/38;**  
**273/126 R, 283-285, 309, 108; 473/115-117,**  
**473/415, 416, 504; 472/92-94; 52/177-182,**  
**52/302.1, 302.3, 302.4, 384-387, 391, 392,**  
**52/588.1, 589.1, 590.1, 590.3, 591.1-591.4,**  
**52/648.1, 650.3, 660, 661; 404/34-38, 41,**  
**404/42, 45, 64, 70; 405/43; 428/33, 44, 53,**  
**428/131, 134**

See application file for complete search history.

(56) **References Cited**

**U.S. PATENT DOCUMENTS**

1,980,105 A \* 11/1934 Staff ..... 273/283  
3,228,692 A \* 1/1966 Brubaker ..... 273/126 R  
D233,832 S \* 12/1974 Becker ..... D25/156

4,008,548 A \* 2/1977 Leclerc ..... 52/180  
D255,744 S \* 7/1980 Dekko ..... D6/585  
D274,588 S \* 7/1984 Swanson et al. .... D6/582  
D274,948 S \* 7/1984 Swanson et al. .... D25/156  
4,860,510 A \* 8/1989 Kotler ..... 52/177  
5,048,840 A \* 9/1991 Johnson, Jr. .... 273/241  
D336,348 S \* 6/1993 Dorfman, Jr. .... D25/156  
6,098,354 A \* 8/2000 Skandis ..... 52/177  
6,877,932 B1 \* 4/2005 Prevost ..... 405/38  
2003/0121229 A1 \* 7/2003 Schmitz ..... 52/596

\* cited by examiner

*Primary Examiner*—Catherine Tuttle

(74) *Attorney, Agent, or Firm*—Larson & Larson, PA;  
Herbert W. Larson

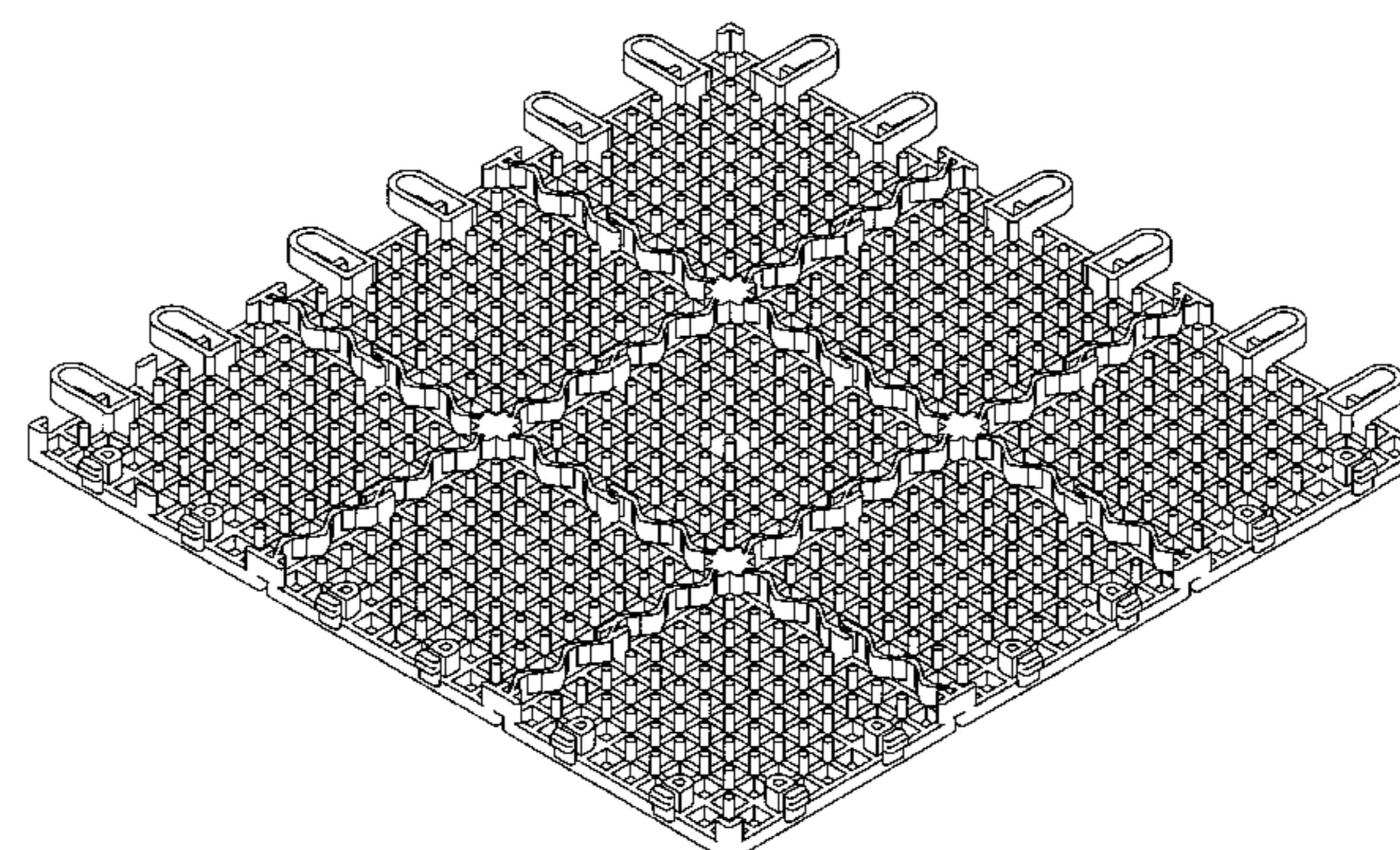
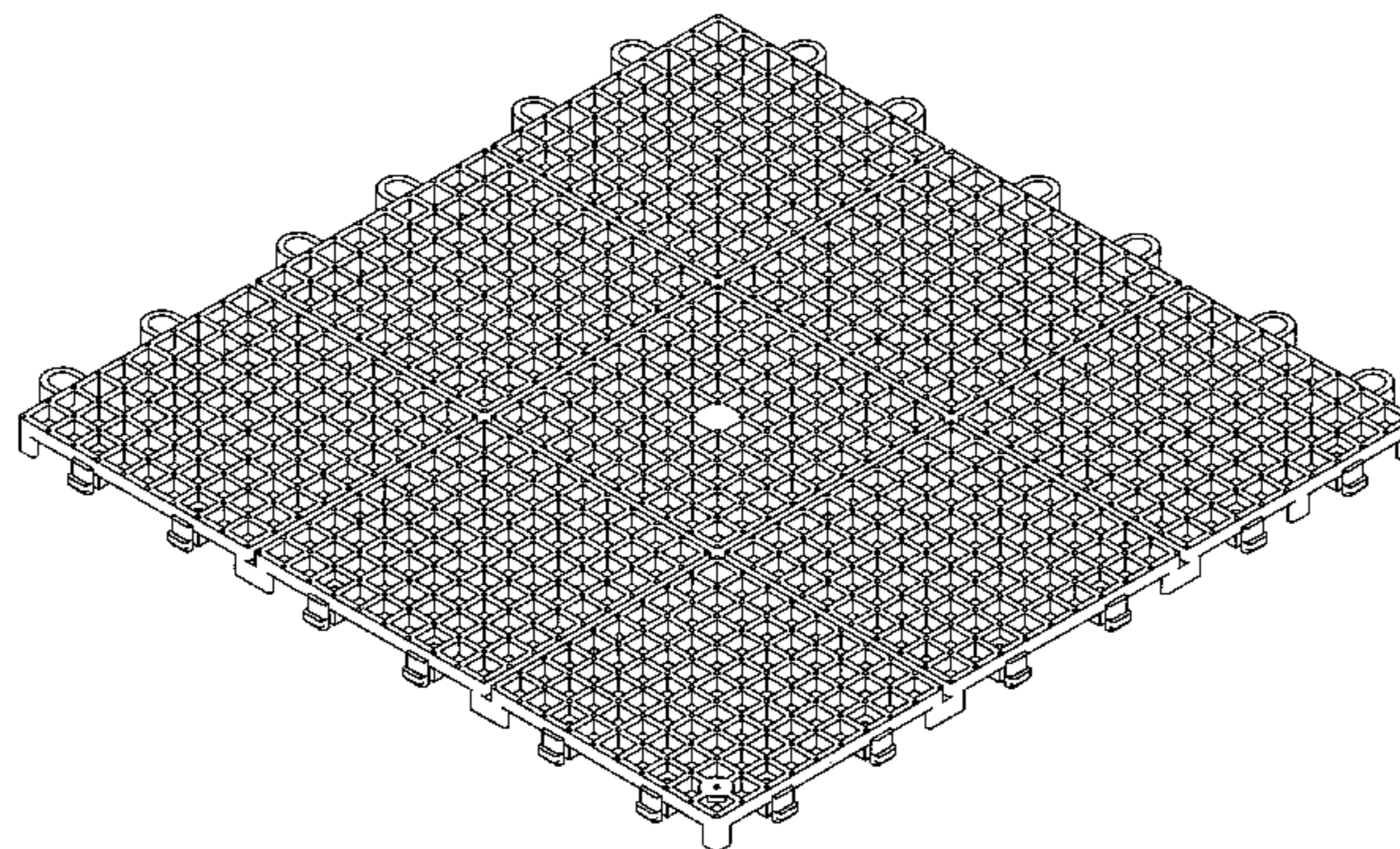
(57) **CLAIM**

The ornamental design for a shuffleboard section, as shown and described.

**DESCRIPTION**

FIG. 1 is a top plan view of the shuffleboard section showing my novel design;  
FIG. 2 is a bottom plan view thereof;  
FIG. 3 is a left side view thereof;  
FIG. 4 is a right view thereof;  
FIG. 5 is a rear elevational view thereof;  
FIG. 6 is a front elevational view thereof;  
FIG. 7 is a top perspective view of the shuffleboard section of the present invention; and,  
FIG. 8 is a bottom perspective view of the shuffleboard section of the present invention.

**1 Claim, 6 Drawing Sheets**



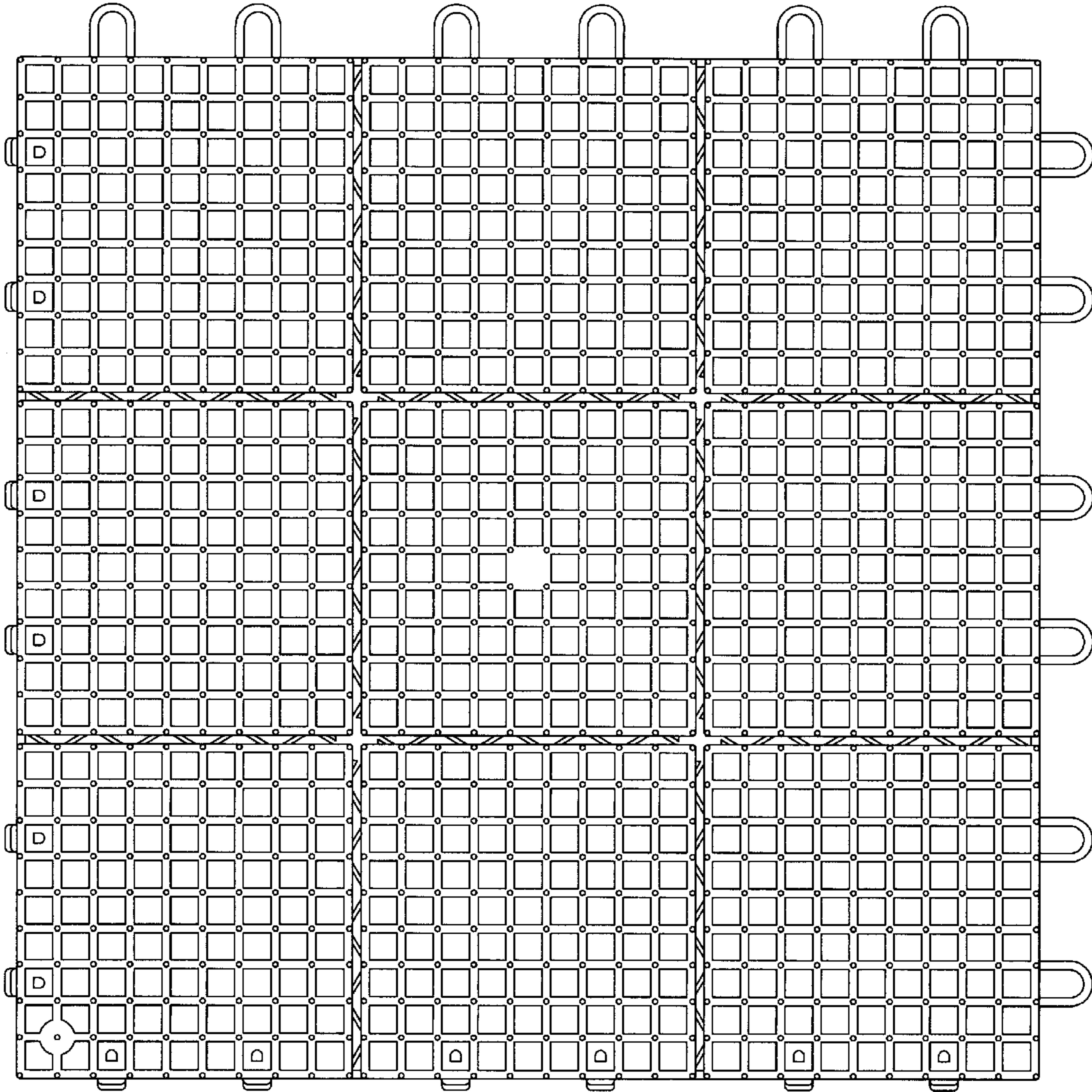


FIG. 1

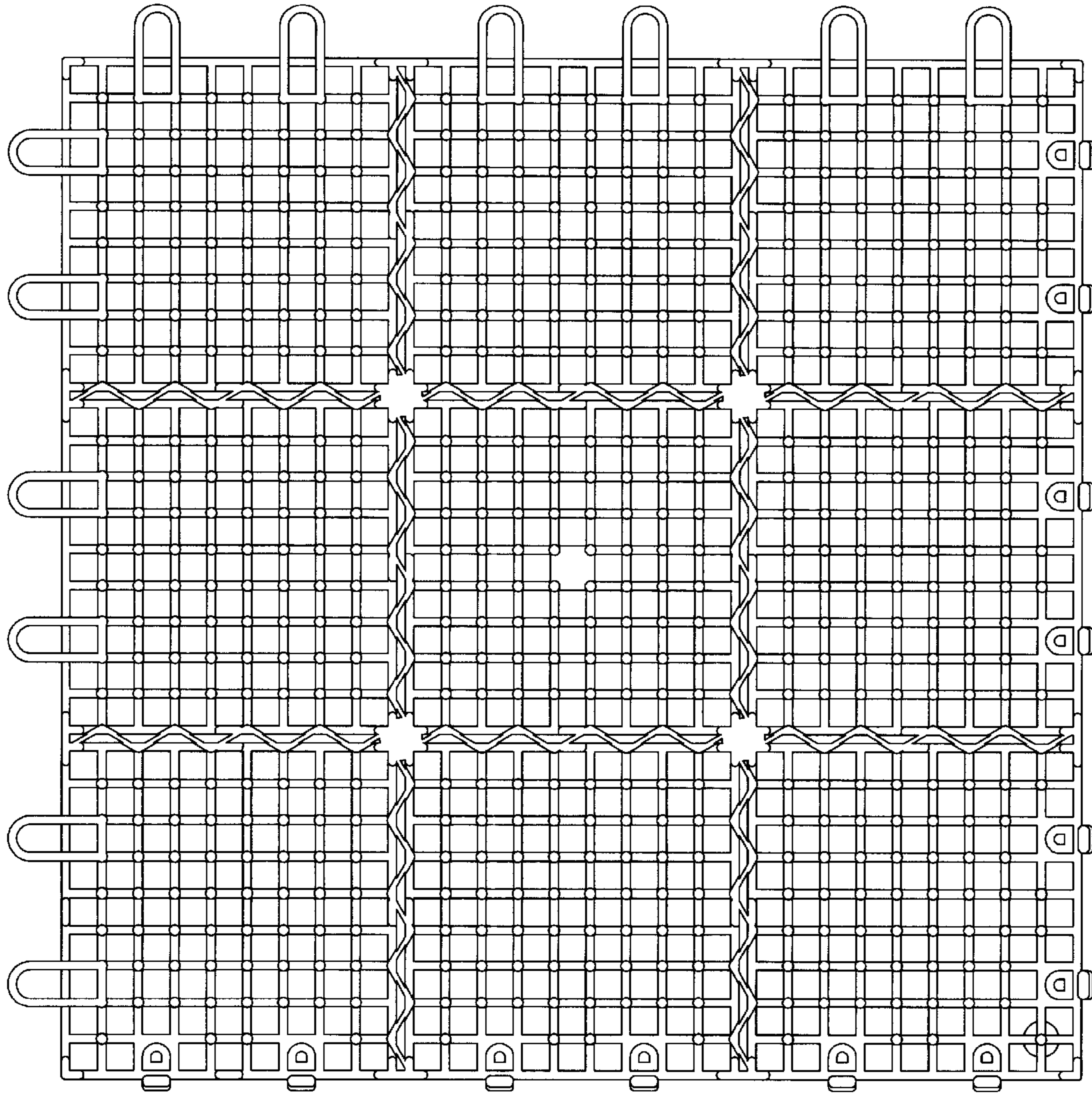


FIG. 2

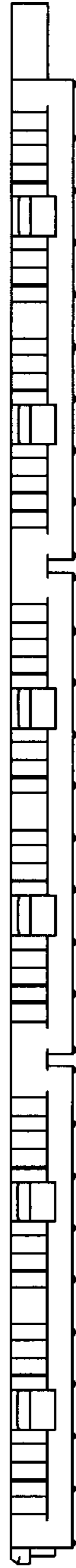


FIG. 3

FIG. 4

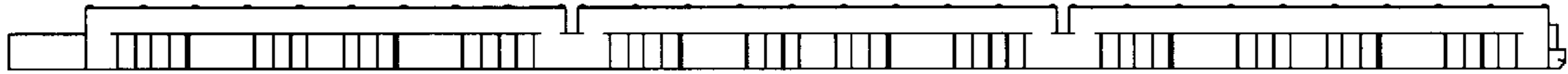


FIG. 5



FIG. 6

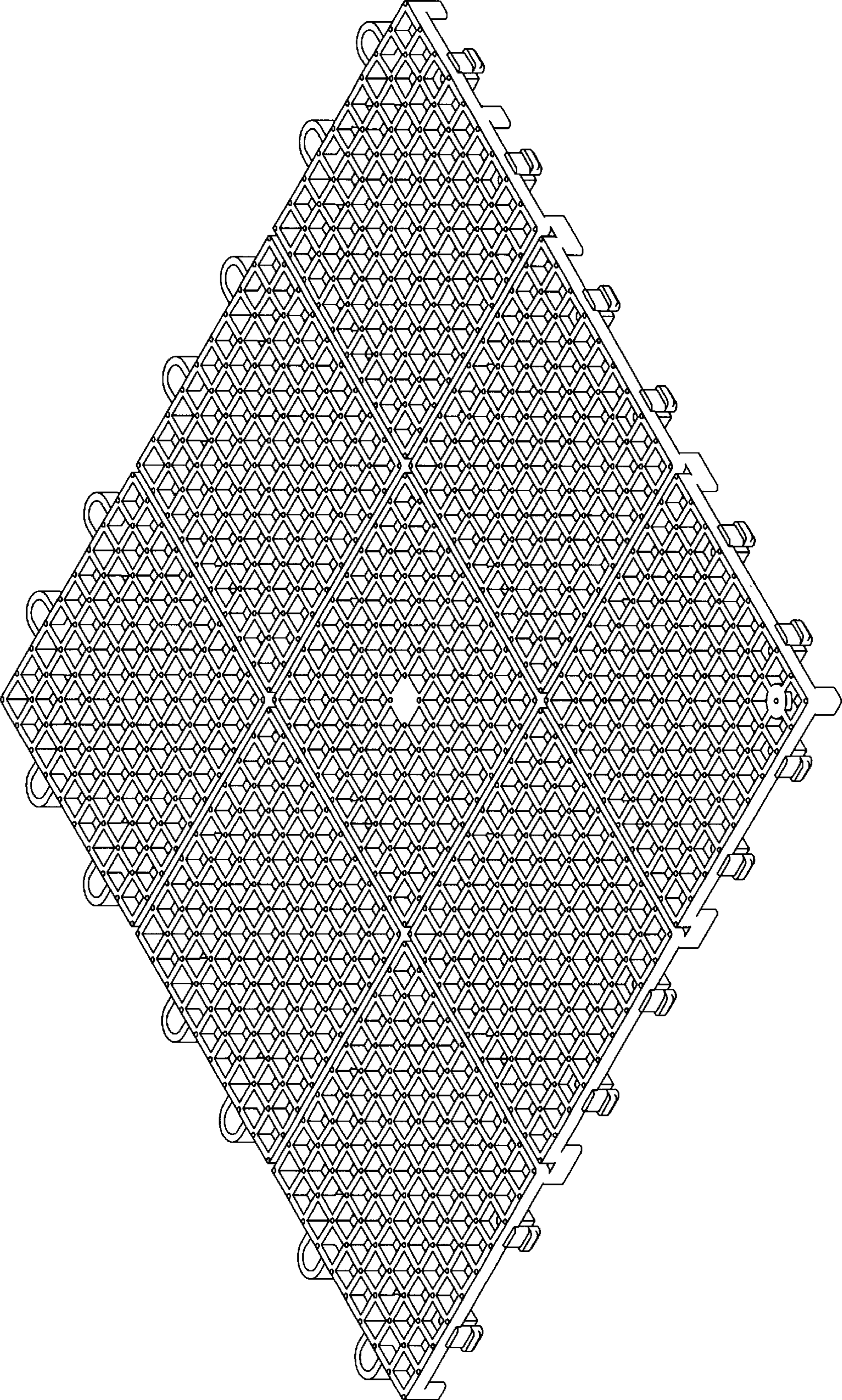


FIG. 7

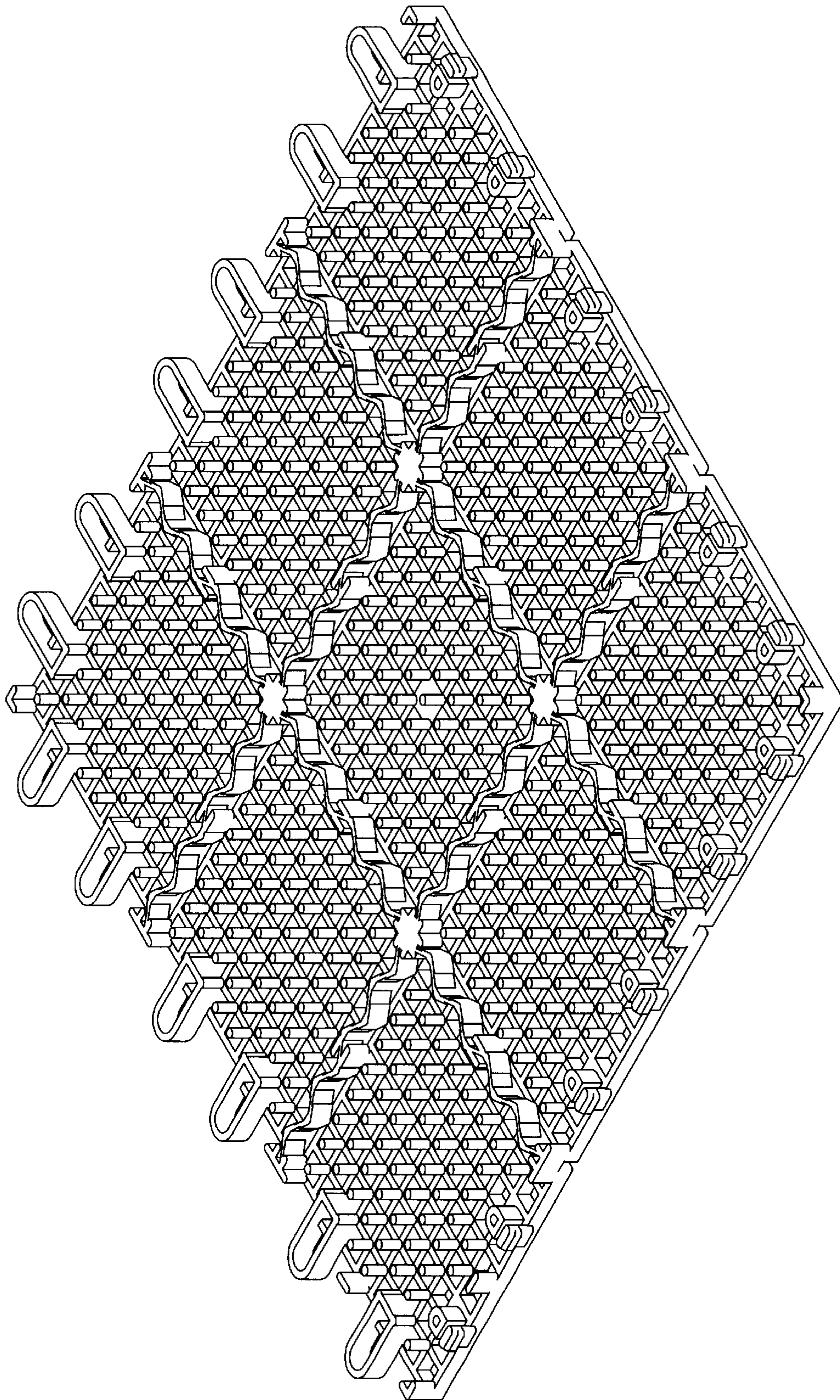


FIG. 8