

US00D522009S

(12) **United States Design Patent**
Chen

(10) **Patent No.:** **US D522,009 S**

(45) **Date of Patent:** **** May 30, 2006**

(54) **BRACING FRAME**

(75) Inventor: **Wen-Chun Chen, Tao Yuan (TW)**

(73) Assignee: **Hoolin Research Company Limited,**
Tao Yuan (TW)

(**) Term: **14 Years**

(21) Appl. No.: **29/223,262**

(22) Filed: **Feb. 14, 2005**

(51) **LOC (8) Cl.** **08-07**

(52) **U.S. Cl.** **D14/452**

(58) **Field of Classification Search** 248/278.1,
248/284.1, 291.1, 917, 274.1, 276.1, 282.1,
248/288.31, 919; D14/452, 451, 447; 362/33
See application file for complete search history.

(56) **References Cited**

U.S. PATENT DOCUMENTS

4,928,915 A * 5/1990 Havins 248/288.31
5,379,205 A * 1/1995 Peng 362/430
5,400,991 A * 3/1995 Werner 248/230.4

6,095,467 A * 8/2000 Neuhof 248/278.1
D430,570 S * 9/2000 Lee D14/451
6,179,262 B1 * 1/2001 Ellard et al. 248/276.1
6,554,238 B1 * 4/2003 Hibberd 248/278.1
2002/0011544 A1 * 1/2002 Bosson 248/121

* cited by examiner

Primary Examiner—Alan P. Douglas

Assistant Examiner—Susan Moon Lee

(74) *Attorney, Agent, or Firm*—Troxell Law Office, PLLC

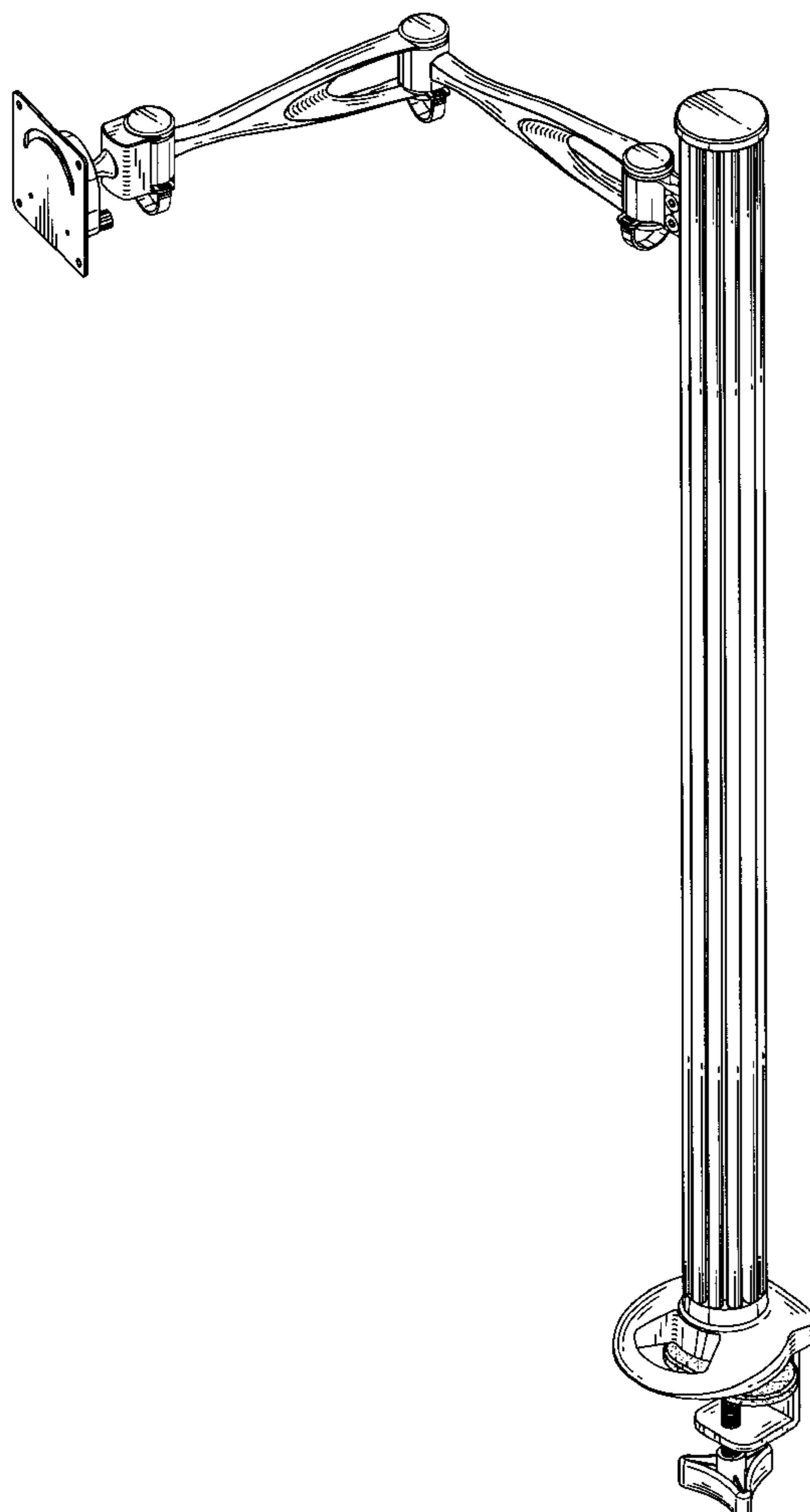
(57) **CLAIM**

The ornamental design for a bracing frame, as shown.

DESCRIPTION

FIG. 1 is a front perspective view of a bracing frame showing my new design;
FIG. 2 is a front elevational view thereof;
FIG. 3 is a rear elevational view thereof;
FIG. 4 is a left side elevational view thereof;
FIG. 5 is a right side elevational view thereof;
FIG. 6 is a top plan view thereof; and,
FIG. 7 is a bottom plan view thereof.

1 Claim, 6 Drawing Sheets






Fig. 1




Fig. 2




Fig. 3




Fig. 4

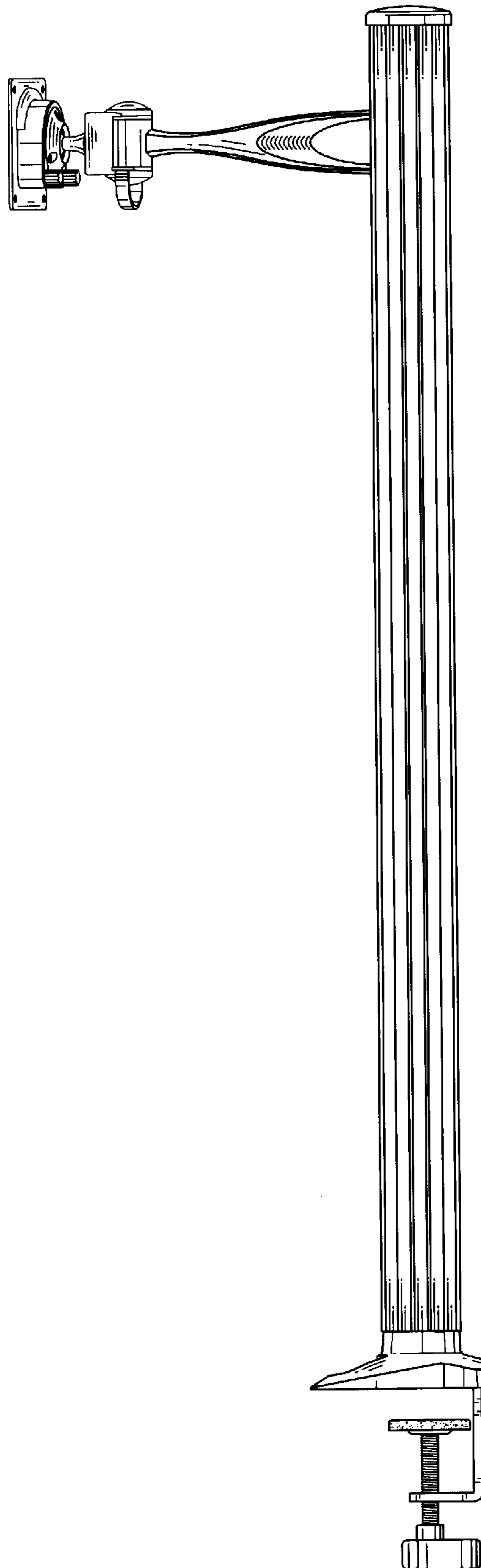


Fig. 5

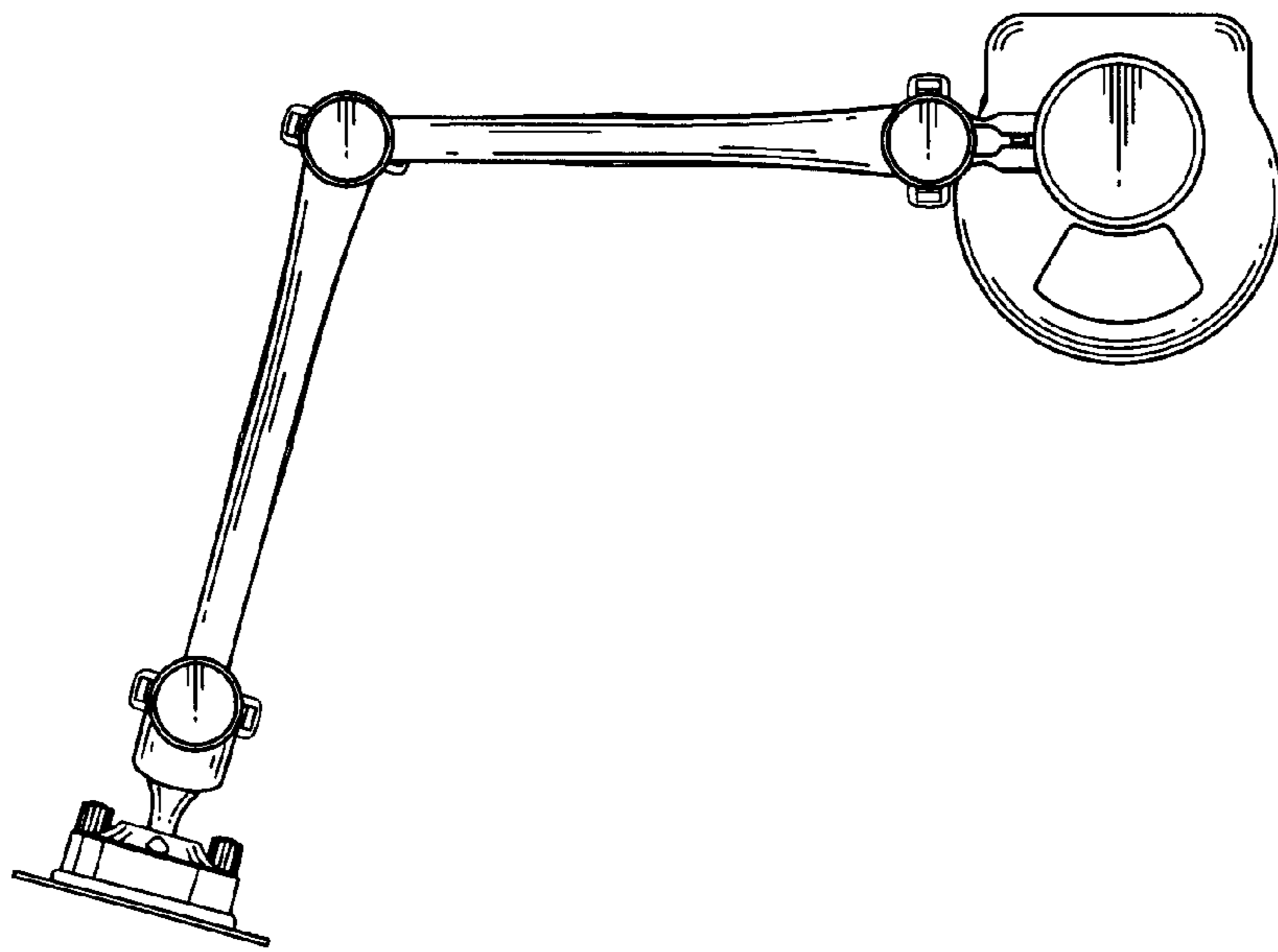


Fig. 6

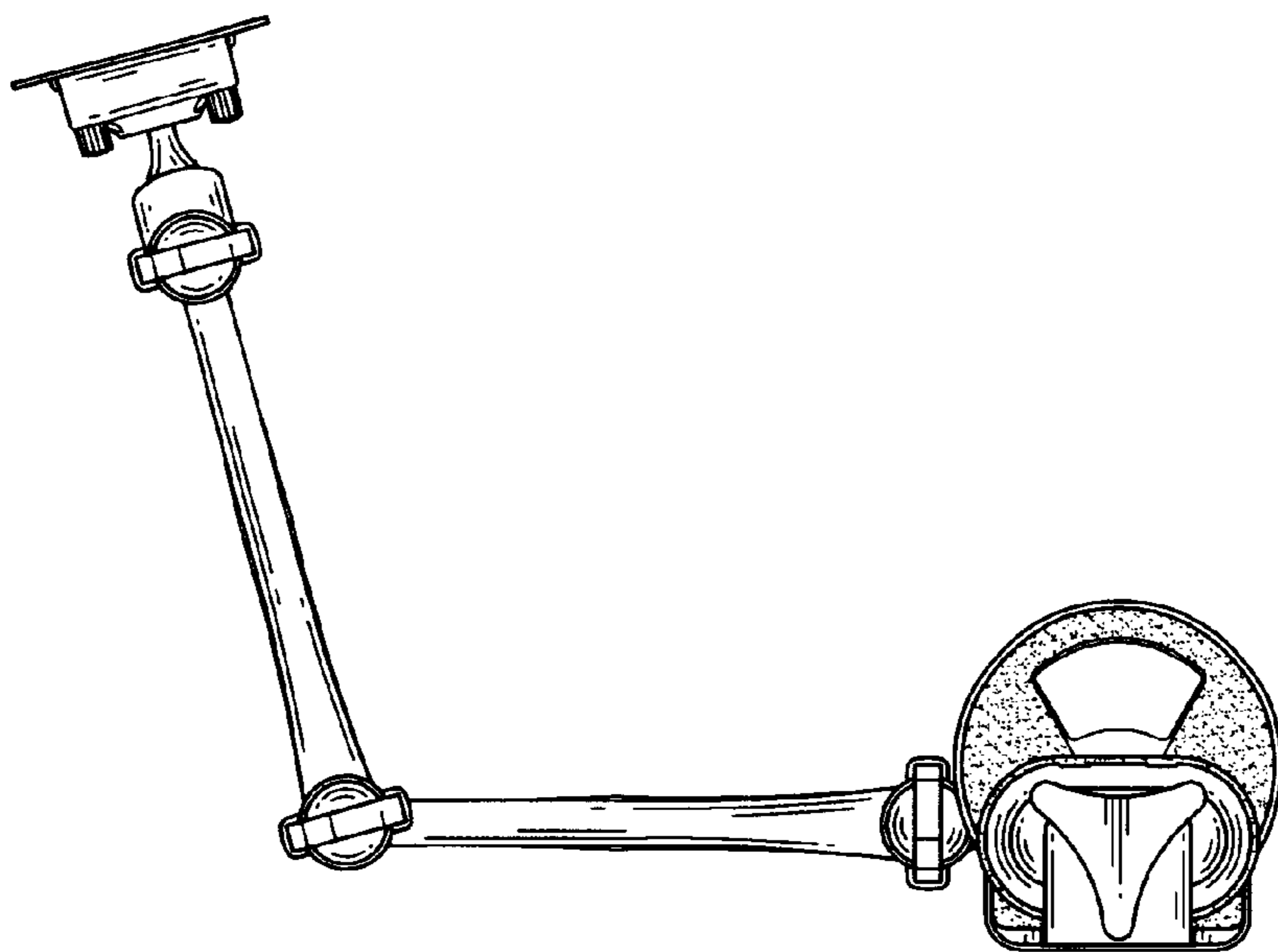


Fig. 7