



US00D522006S

(12) **United States Design Patent** (10) **Patent No.:** **US D522,006 S**
McClelland, II et al. (45) **Date of Patent:** **** May 30, 2006**

(54) **COMPUTER HAVING A FRONT BEZEL**
 (75) Inventors: **Belgie B. McClelland, II**, Houston, TX (US); **Qiang Wang**, Cypress, TX (US)
 (73) Assignee: **Hewlett-Packard Development Company, L.P.**, Houston, TX (US)
 (**) Term: **14 Years**

D455,753 S 4/2002 Daniels et al.
 D455,754 S 4/2002 Gant et al.
 D474,186 S * 5/2003 Frank et al. D14/444
 D481,394 S 10/2003 Kuehn et al.
 D485,278 S 1/2004 Wang et al.
 D500,502 S * 1/2005 Davis D14/441
 D506,201 S * 6/2005 McClelland, II D14/445

(21) Appl. No.: **29/228,144**
 (22) Filed: **Apr. 19, 2005**
 (51) **LOC (8) Cl.** **14-02**
 (52) **U.S. Cl.** **D14/445**
 (58) **Field of Classification Search** D14/441-446;
 D13/162, 184, 199; 312/223.1-223.3; 361/680-686,
 361/690-696; 369/34.01, 36.01, 14
 See application file for complete search history.

OTHER PUBLICATIONS

Design Application filed Jun. 14, 2004; U.S. Appl. No. 29/207,414; Entitled Computer Having a Bezel; Inventor Belgie B. McClelland II.
 Design Application filed Jun. 14, 2004; U.S. Appl. No. 29/207,434; Entitled Computer Having a Front Bezel; Inventor Qiang Wang.
 Design Application filed Oct. 14, 2004; U.S. Appl. No. 29/215,148; Entitled Computer Having a Bezel; Inventor Belgie B. McClelland II.

* cited by examiner

Primary Examiner—Freda S. Nunn

(56) **References Cited**

U.S. PATENT DOCUMENTS

4,839,875 A * 6/1989 Kuriyama et al. 369/14
 D338,662 S * 8/1993 Sharp D14/445
 D348,051 S 6/1994 Noble
 D362,433 S * 9/1995 Chen D14/441
 D401,569 S 11/1998 Massaro
 D409,592 S 5/1999 Prestigomo
 D409,593 S 5/1999 Prestigomo
 D410,912 S * 6/1999 Bloch et al. D14/445
 6,075,698 A * 6/2000 Hogan et al. 361/695
 D428,014 S * 7/2000 Bostedt et al. D14/441
 D431,245 S * 9/2000 Searby et al. D14/445
 D454,881 S 3/2002 Daniels et al.
 D455,153 S 4/2002 Gant et al.
 D455,154 S 4/2002 Daniels et al.

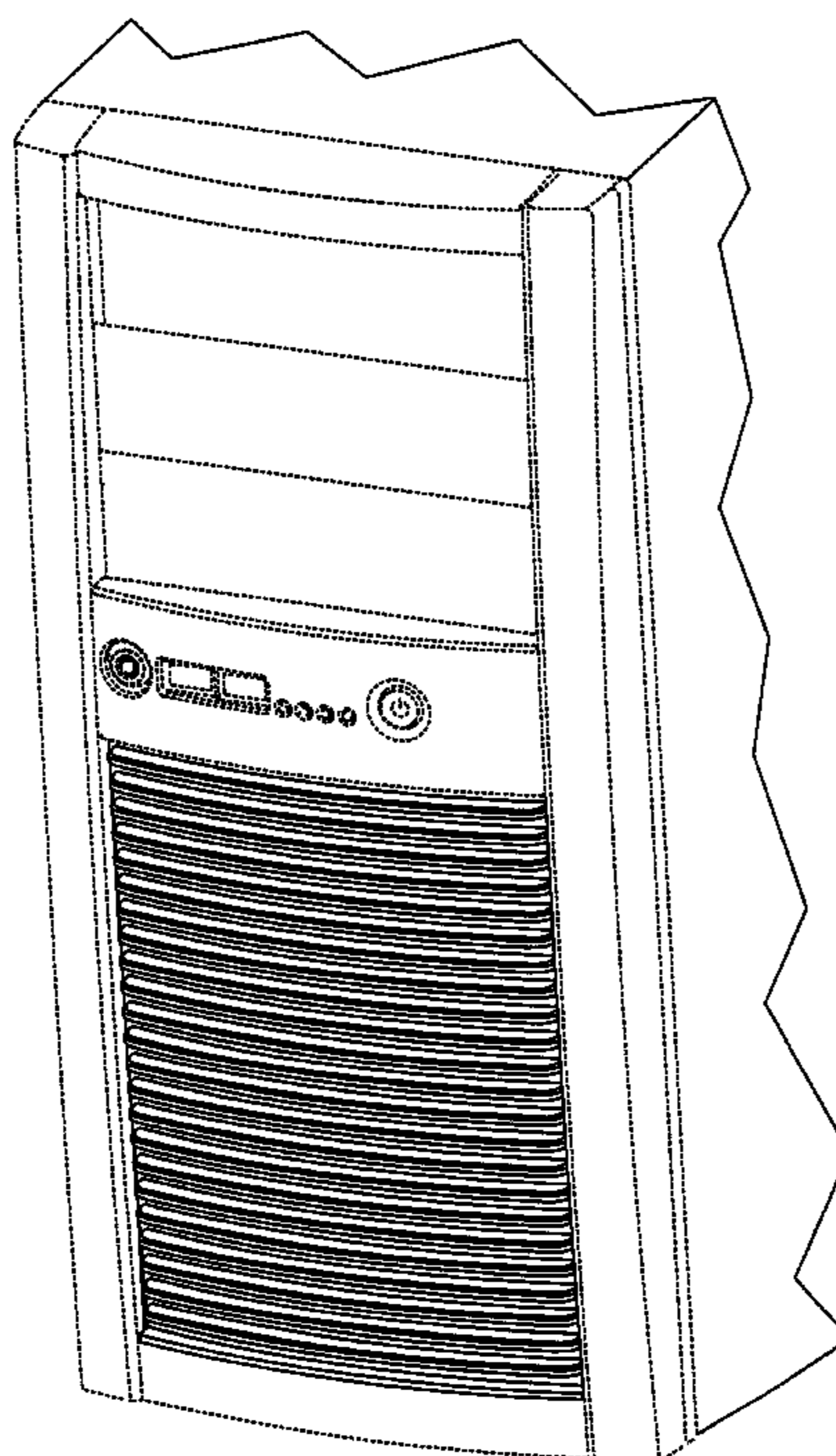
(57) **CLAIM**

The ornamental design for a computer having a front bezel, as shown and described.

DESCRIPTION

FIG. 1 is a partial perspective view of a computer having a front bezel wherein the broken lines illustrate environmental features only and form no part of the claimed design;
 FIG. 2 is a front elevational view thereof; and,
 FIG. 3 is a right-side elevational view thereof, the left side being substantially the same as the illustrated right side.

1 Claim, 3 Drawing Sheets



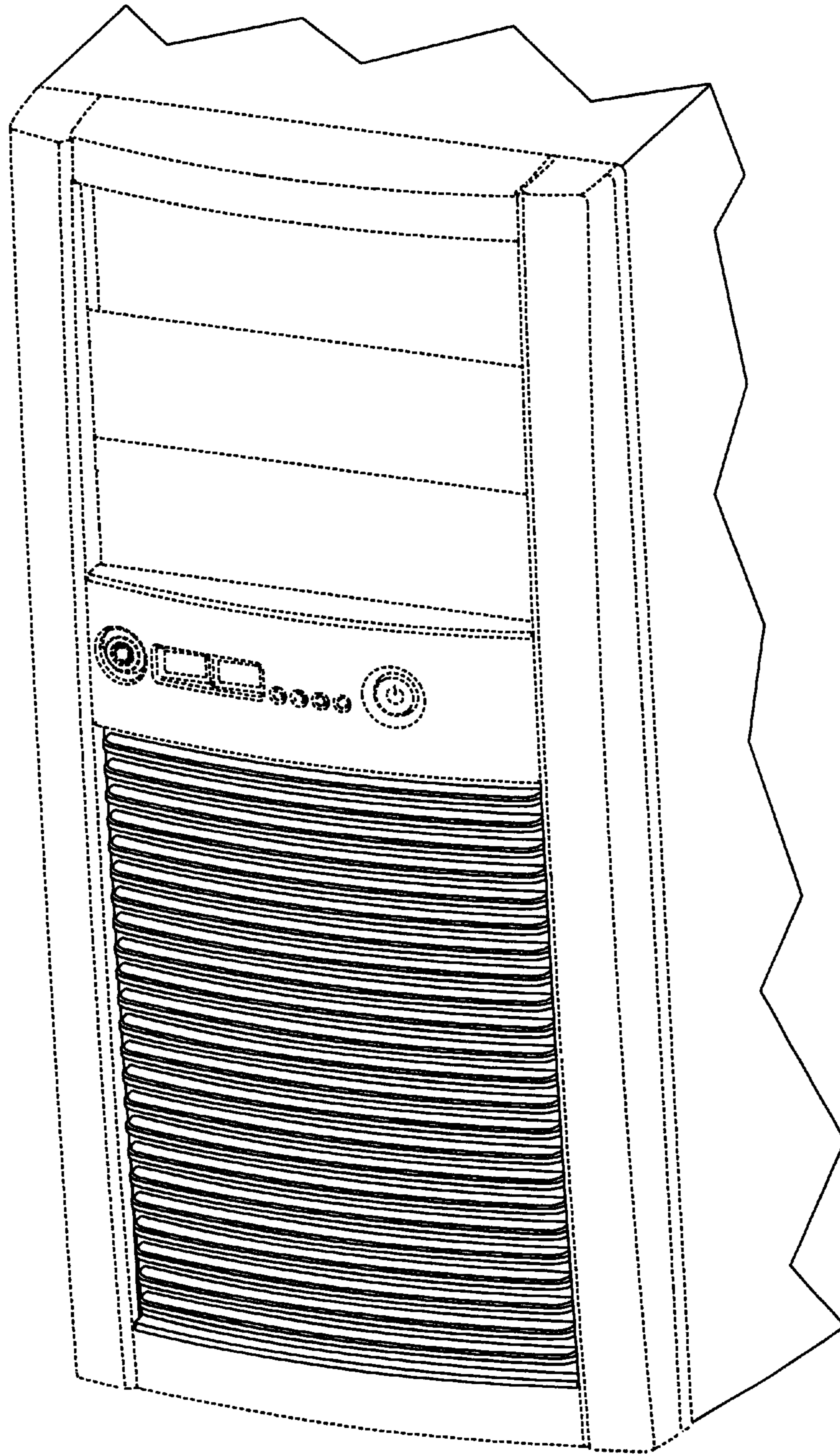


FIG. 1




FIG. 2

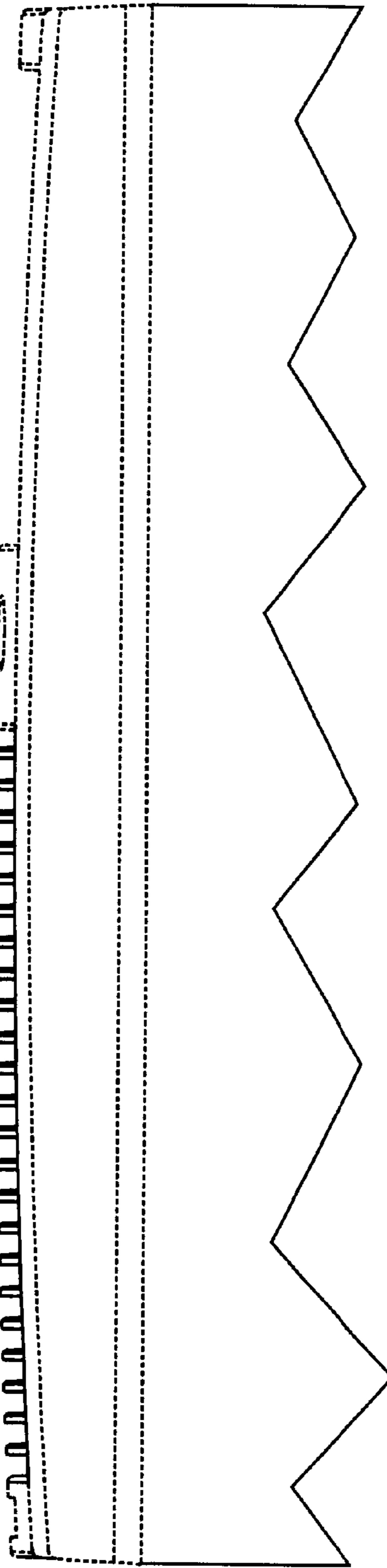


FIG. 3