

US00D521979S

(12) **United States Design Patent**
Ishibashi

(10) **Patent No.:** **US D521,979 S**

(45) **Date of Patent:** **** May 30, 2006**

(54) **SPEAKER BOX**

(75) Inventor: **Yasuhiro Ishibashi**, Tokyo (JP)

(73) Assignee: **Sony Corporation**, Tokyo (JP)

(**) Term: **14 Years**

(21) Appl. No.: **29/222,995**

(22) Filed: **Feb. 8, 2005**

(51) **LOC (8) Cl.** **14-01**

(52) **U.S. Cl.** **D14/211; D14/212**

(58) **Field of Classification Search** D14/204,
D14/207, 209–216, 356; 181/143–144, 147–148,
181/150, 157, 198–199, 151, 153; 381/300–302,
381/306, 333, 345, 361–364, 386–388, 332,
381/336

See application file for complete search history.

(56) **References Cited**

U.S. PATENT DOCUMENTS

2,973,824 A * 3/1961 Pinski 181/144
3,326,321 A * 6/1967 Valuch 181/144

D236,010 S * 7/1975 Carroll D14/214

D359,286 S * 6/1995 Fujino D14/214

D473,541 S * 4/2003 Lloyd, Jr. D14/211

D476,310 S 6/2003 Hisatsune

D476,311 S 6/2003 Hisatsune

* cited by examiner

Primary Examiner—Nanda Bondade

(74) *Attorney, Agent, or Firm*—Rader, Fishman & Grauer
PLLC

(57) **CLAIM**

The ornamental design for a speaker box, as shown.

DESCRIPTION

FIG. 1 is a perspective view of a speaker box showing my
new design;

FIG. 2 is a front elevational view thereof;

FIG. 3 is a rear elevational view thereof;

FIG. 4 is a left side elevational view thereof;

FIG. 5 is a right side elevational view thereof;

FIG. 6 is a top plan view thereof; and,

FIG. 7 is a bottom plan view thereof.

1 Claim, 6 Drawing Sheets




FIG.1




FIG.2




FIG.3




FIG.4




FIG.5




FIG.6

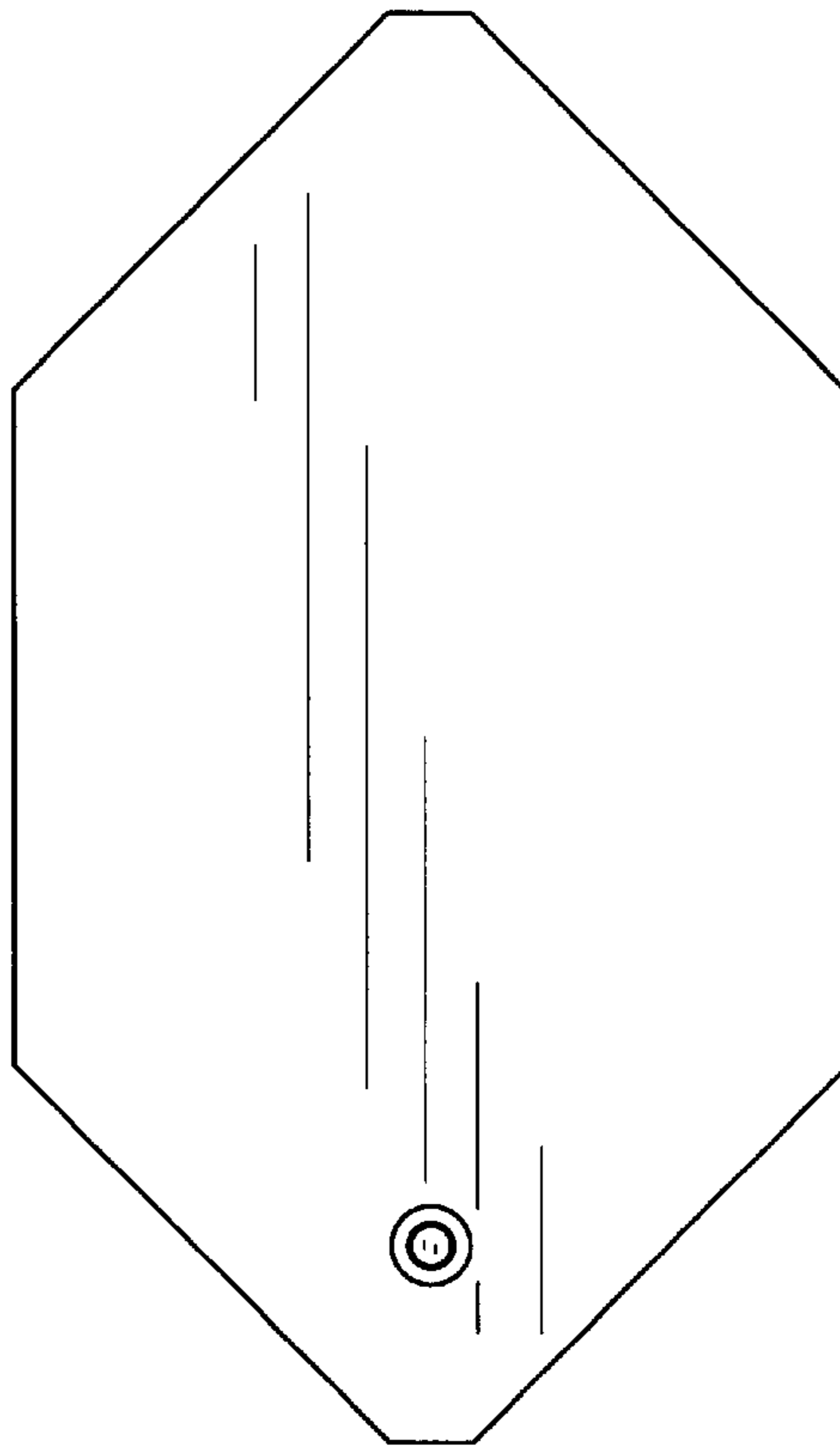


FIG.7

