

US00D521940S

(12) **United States Design Patent**
Radza

(10) **Patent No.:** **US D521,940 S**

(45) **Date of Patent:** **** May 30, 2006**

(54) **ELECTRICAL CONNECTOR FLANGE**

(75) Inventor: **Eric Radza**, San Jose, CA (US)

(73) Assignee: **Neoconix, Inc.**, Sunnyvale, CA (US)

(**) Term: **14 Years**

(21) Appl. No.: **29/213,751**

(22) Filed: **Sep. 23, 2004**

(51) **LOC (8) Cl.** **13-03**

(52) **U.S. Cl.** **D13/154**

(58) **Field of Classification Search** D13/133,
D13/154, 182, 184, 199; 174/260, 261; 361/752,
361/760, 761, 769, 776

See application file for complete search history.

(56) **References Cited**

U.S. PATENT DOCUMENTS

3,480,836	A	*	11/1969	Aronstein	361/720
3,555,497	A	*	1/1971	Watanabe	439/857
3,689,684	A	*	9/1972	Cox et al.	174/261
D408,353	S	*	4/1999	Yoshiura	D13/133
D409,142	S	*	5/1999	Yoshiura	D13/133
D409,145	S	*	5/1999	Yoshiura	D13/133
6,388,203	B1	*	5/2002	Rinne et al.	174/261
6,392,163	B1	*	5/2002	Rinne et al.	174/261

6,442,039	B1	*	8/2002	Schreiber	361/760
6,465,747	B1	*	10/2002	DiStefano et al.	174/261
D472,880	S	*	4/2003	Clements et al.	D13/154
D475,021	S	*	5/2003	Clements et al.	D13/154
2002/0029902	A1	*	3/2002	DiStefano et al.	174/260

* cited by examiner

Primary Examiner—M. H. Tung

Assistant Examiner—Rosemary K. Tarcza

(74) *Attorney, Agent, or Firm*—Michael Bednarek;
Pillsbury Winthrop Shaw Pittman LLP

(57) **CLAIM**

The ornamental design for an electrical connector flange, as substantially shown and described.

DESCRIPTION

FIG. 1 is a perspective view of an electrical connector flange showing my new design;

FIG. 2 is a top view of the electrical connector flange;

FIG. 3 is a bottom view of the electrical connector flange;

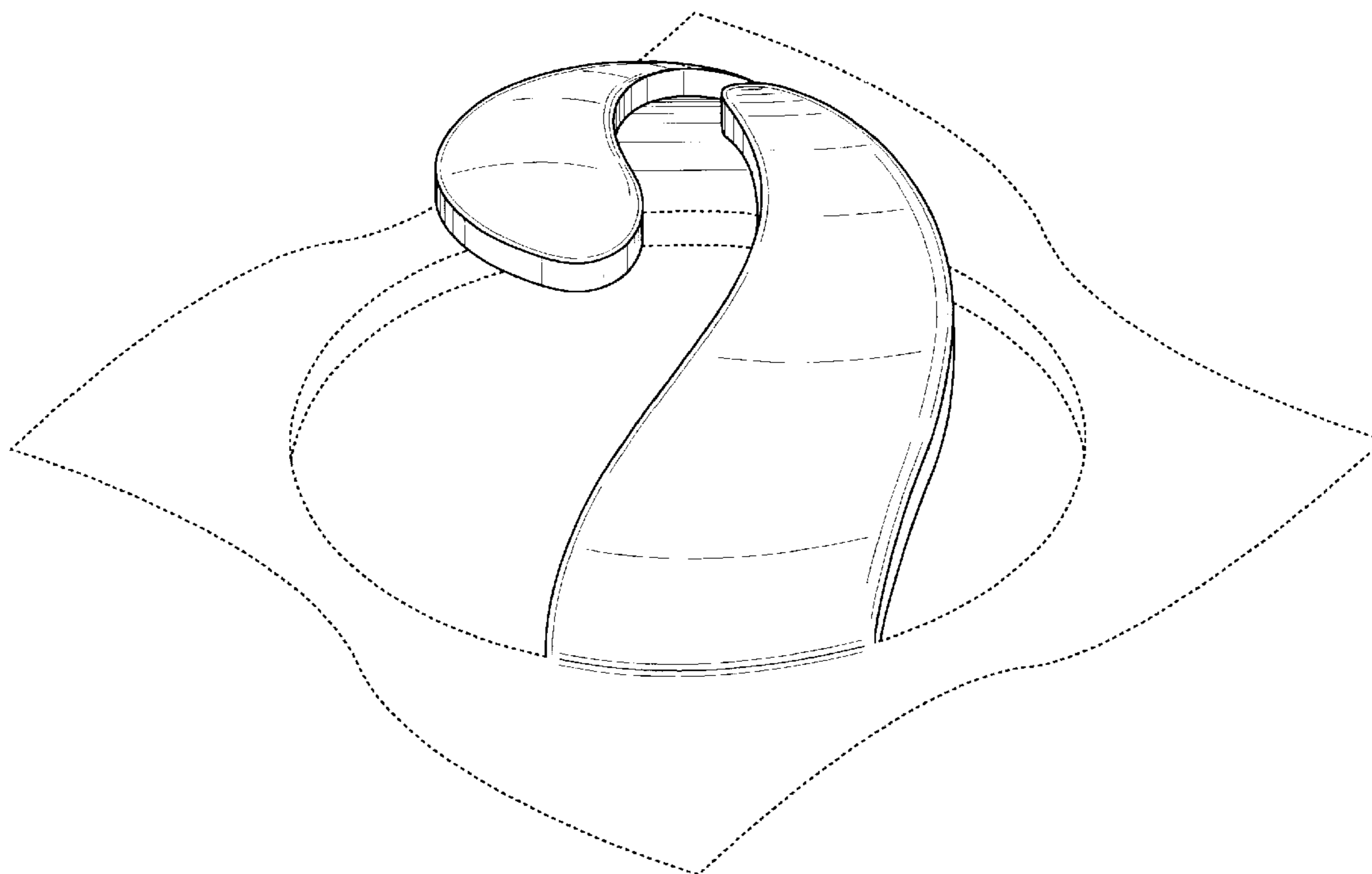
FIG. 4 is a right side view of the electrical connector flange;

and,

FIG. 5 is a left side view of the electrical connector flange.

The broken line showing is for illustrative purposes only and forms no part of the claimed design.

1 Claim, 4 Drawing Sheets



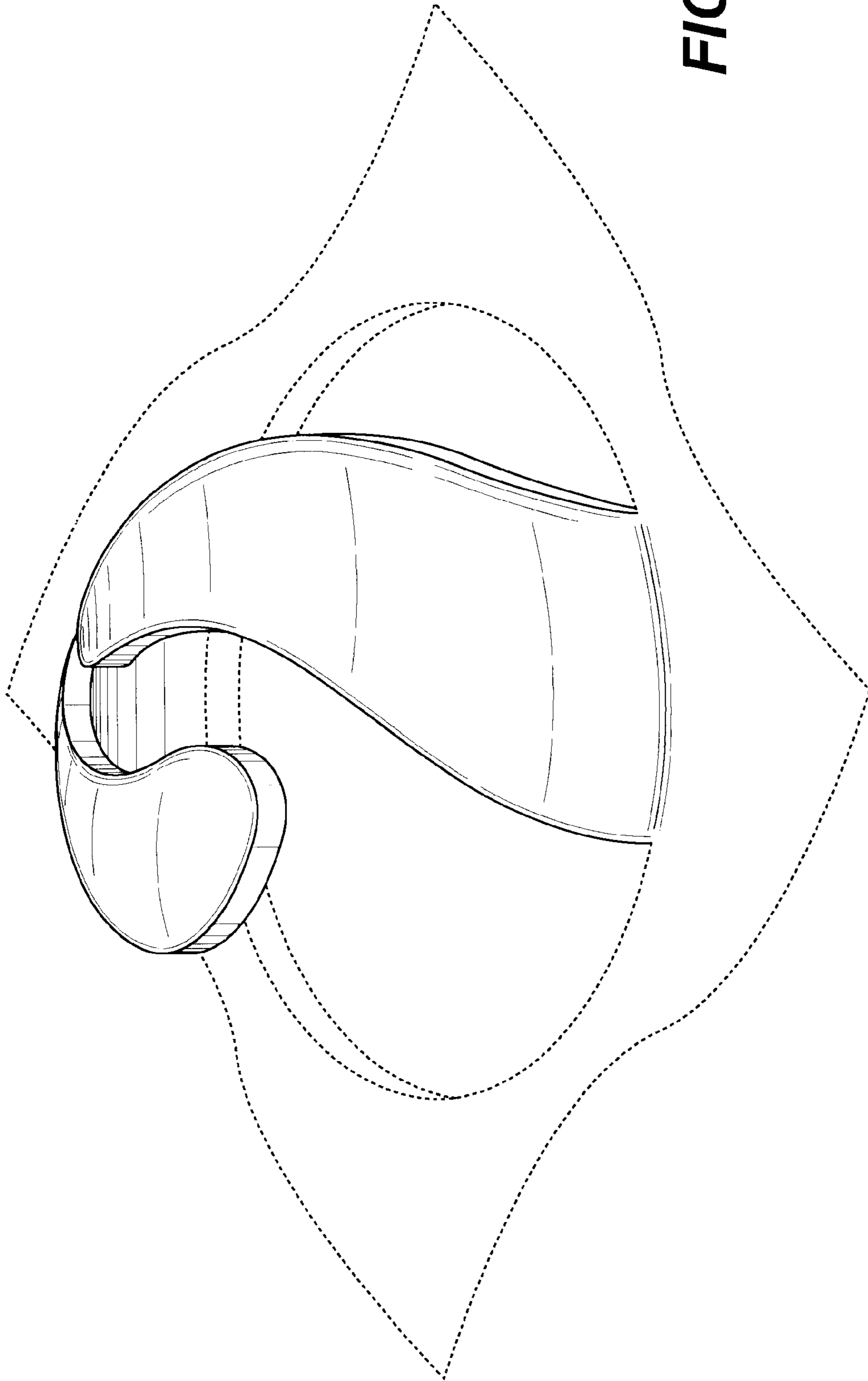


FIG. 1

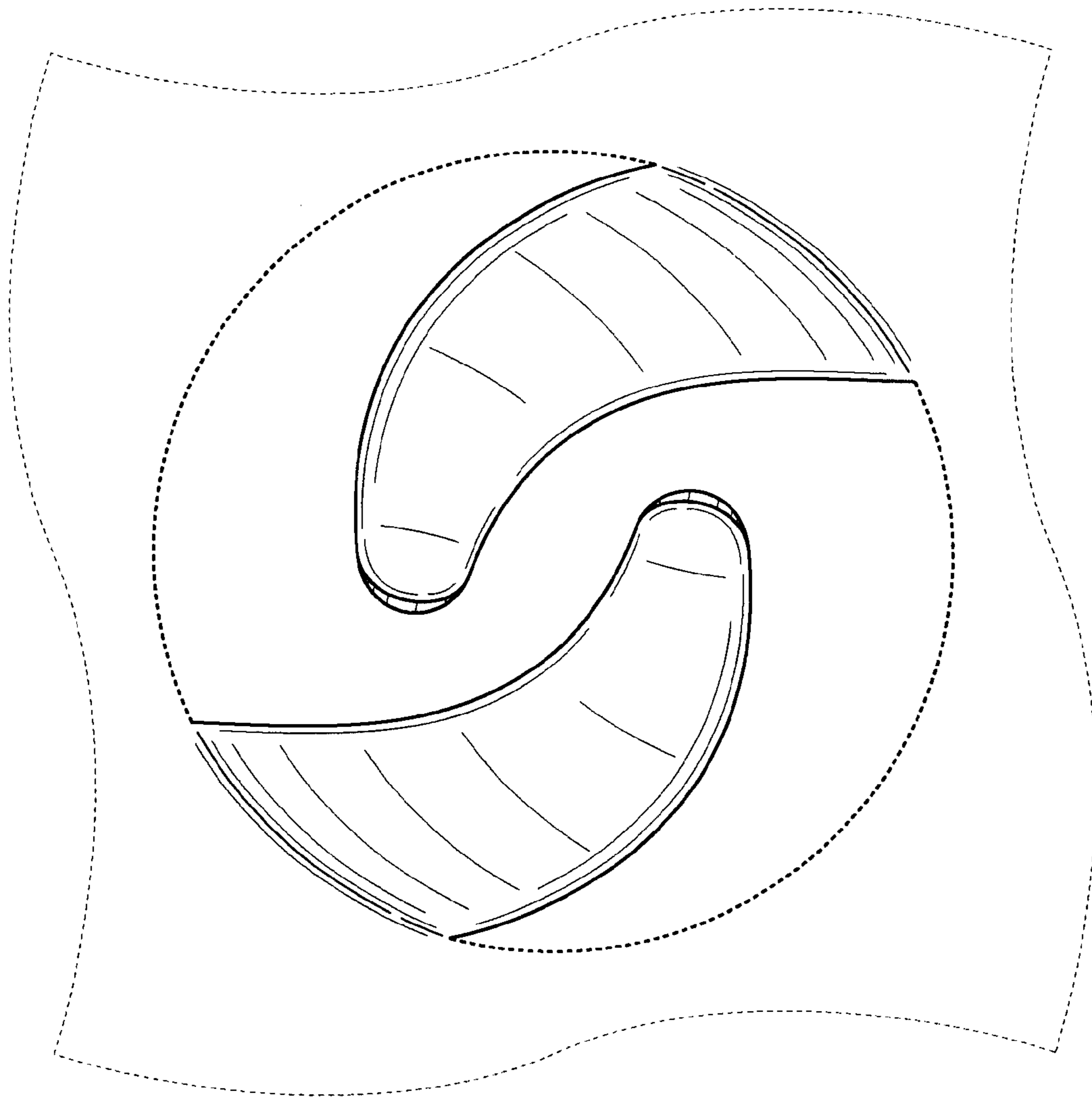


FIG. 2




FIG. 3

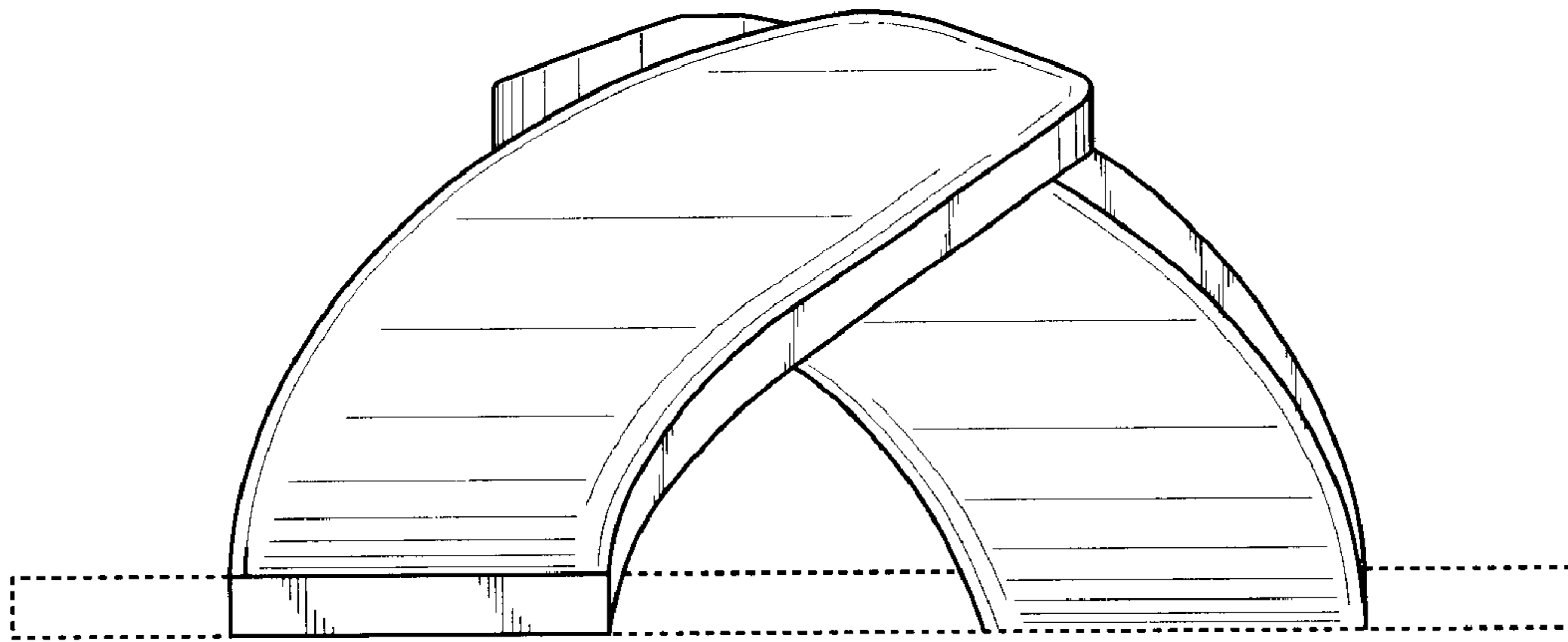


FIG. 4

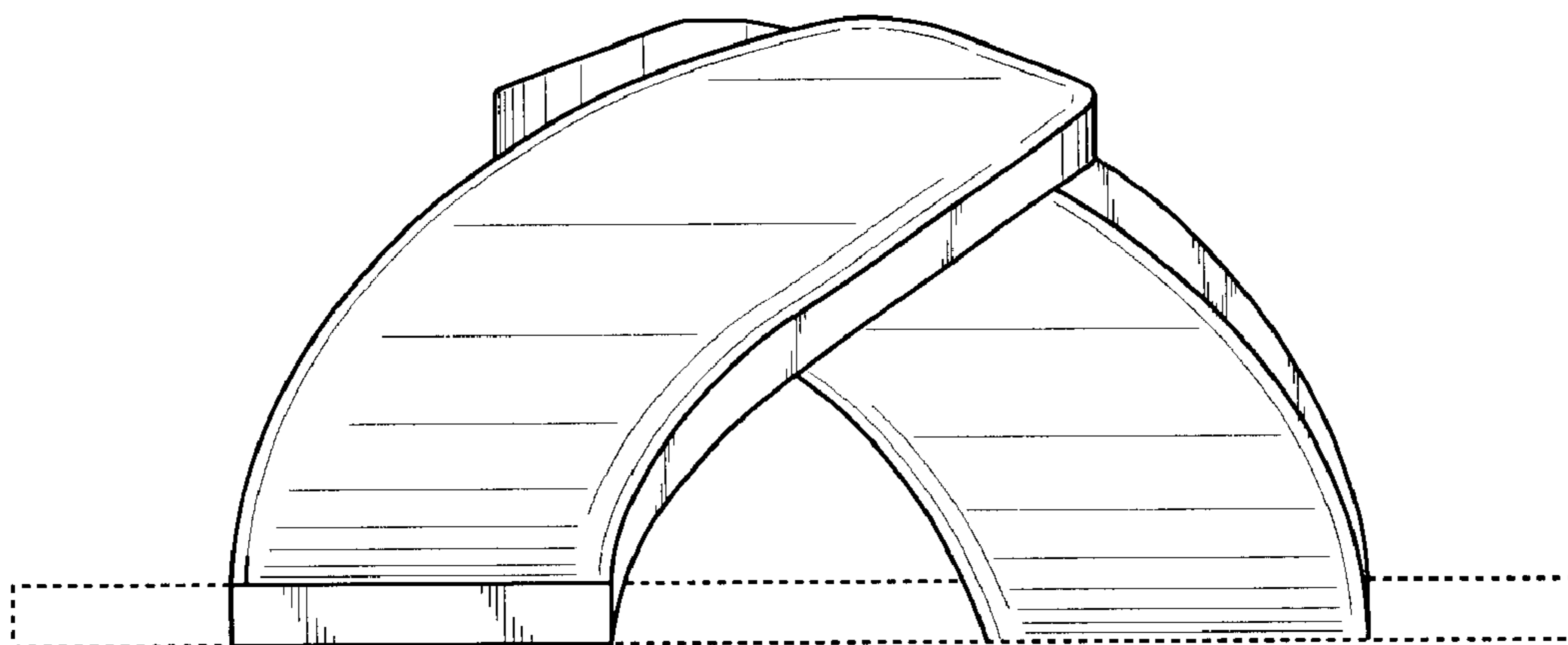


FIG. 5

UNITED STATES PATENT AND TRADEMARK OFFICE
CERTIFICATE OF CORRECTION

PATENT NO. : Des. 521,940 S
APPLICATION NO. : 29/213751
DATED : May 30, 2006
INVENTOR(S) : Radza

Page 1 of 1

It is certified that error appears in the above-identified patent and that said Letters Patent is hereby corrected as shown below:

On the title page, in column 2, under "Description", line 9, delete "froms" and insert -- forms --, therefor.

Signed and Sealed this

Nineteenth Day of June, 2007

A handwritten signature in black ink on a light gray dotted background. The signature reads "Jon W. Dudas" in a cursive style.

JON W. DUDAS

Director of the United States Patent and Trademark Office