

US00D521932S

(12) **United States Design Patent** (10) **Patent No.:** **US D521,932 S**  
**Fort et al.** (45) **Date of Patent:** **\*\* May 30, 2006**

(54) **GROUND FAULT INTERRUPTER**  
(75) Inventors: **Tucker H. Fort**, New York, NY (US);  
**Mark B. Greenwald**, Westport, CT  
(US); **Jean Claude Marcou**, Limoges  
(FR); **Jay J. Mendelson**, Hartsdale, NY  
(US); **Gunter A. Gallas**, Woodbury, NY  
(US); **Gregory Moreinis**, Forest Hills,  
NY (US); **Jeffrey J. Ausfeld**, New  
York, NY (US); **Yuliy Rushansky**, Port  
Washington, NY (US)

(73) Assignee: **Cooper Wiring Devices, Inc.**,  
Peachtree City, GA (US)

(\*\*) Term: **14 Years**

(21) Appl. No.: **29/230,947**

(22) Filed: **May 26, 2005**

**Related U.S. Application Data**

(62) Division of application No. 29/193,494, filed on Nov. 10,  
2003.

(51) **LOC (8) Cl.** ..... **13-03**

(52) **U.S. Cl.** ..... **D13/139.6**

(58) **Field of Classification Search** .. D13/137.1-137.4,  
D13/139.1-139.8; 174/50-51, 53-55, 58,  
174/66-67

See application file for complete search history.

(56) **References Cited**

**U.S. PATENT DOCUMENTS**

D230,274 S	*	2/1974	Pulos	.....	D13/139.6
D231,466 S	*	4/1974	Pulos	.....	D13/139.6
D269,341 S	*	6/1983	Doyle et al.	.....	D13/139.3
D269,430 S	*	6/1983	Doyle et al.	.....	D13/139.3
D269,510 S	*	6/1983	Doyle et al.	.....	D13/139.3
4,518,945 A		5/1985	Doyle et al.		
4,595,894 A		6/1986	Doyle et al.		
4,802,052 A		1/1989	Brant et al.		
D318,848 S	*	8/1991	Scholl	.....	D13/139.3
5,594,398 A		1/1997	Marcou et al.		
5,933,063 A		8/1999	Keung et al.		
D413,862 S	*	9/1999	Huang et al.	.....	D13/139.3
D419,531 S	*	1/2000	Keung et al.	.....	D13/160
6,040,967 A		3/2000	DiSalvo		

D430,539 S	*	9/2000	Leopold et al.	.....	D13/139.3
6,184,466 B1	*	2/2001	Eder et al.	.....	174/53
D462,660 S	*	9/2002	Huang et al.	.....	D13/139.3
D470,108 S	*	2/2003	Daoxian et al.	.....	D13/139.3
6,515,564 B1		2/2003	Leopold et al.		
D494,139 S	*	8/2004	Allen, Jr.	.....	D13/139.3

**OTHER PUBLICATIONS**

Installation and Operating Instructions for IMPRESSIONS  
3-Key Incandescent Touch Dimmers, Pass & Seymour, May  
1992.

IMPRESSIONS—Electrical Wiring Devices and Accesso-  
ries, Pass & Seymour, Apr. 1991.

Catalog for LEVITON Wiring Devices for Construction and  
Maintenance, Leviton Manufacturing Co., Inc. (2000).

LUTRON Residential Lighting Controls Catalog, pp. 70-73,  
Lutron Electronics Co., Inc. (2001).

\* cited by examiner

*Primary Examiner*—Alan P. Douglas

*Assistant Examiner*—Rosemary K. Tarcza

(74) *Attorney, Agent, or Firm*—Ostrager Chong Flaherty &  
Broitman P.C.

(57) **CLAIM**

The ornamental design for a ground fault interrupter, as  
shown and described.

**DESCRIPTION**

FIG. 1 is a front, bottom and right side perspective view of  
the design.

FIG. 2 is a front view thereof.

FIG. 3 is a right side view thereof.

FIG. 4 is a left side view thereof.

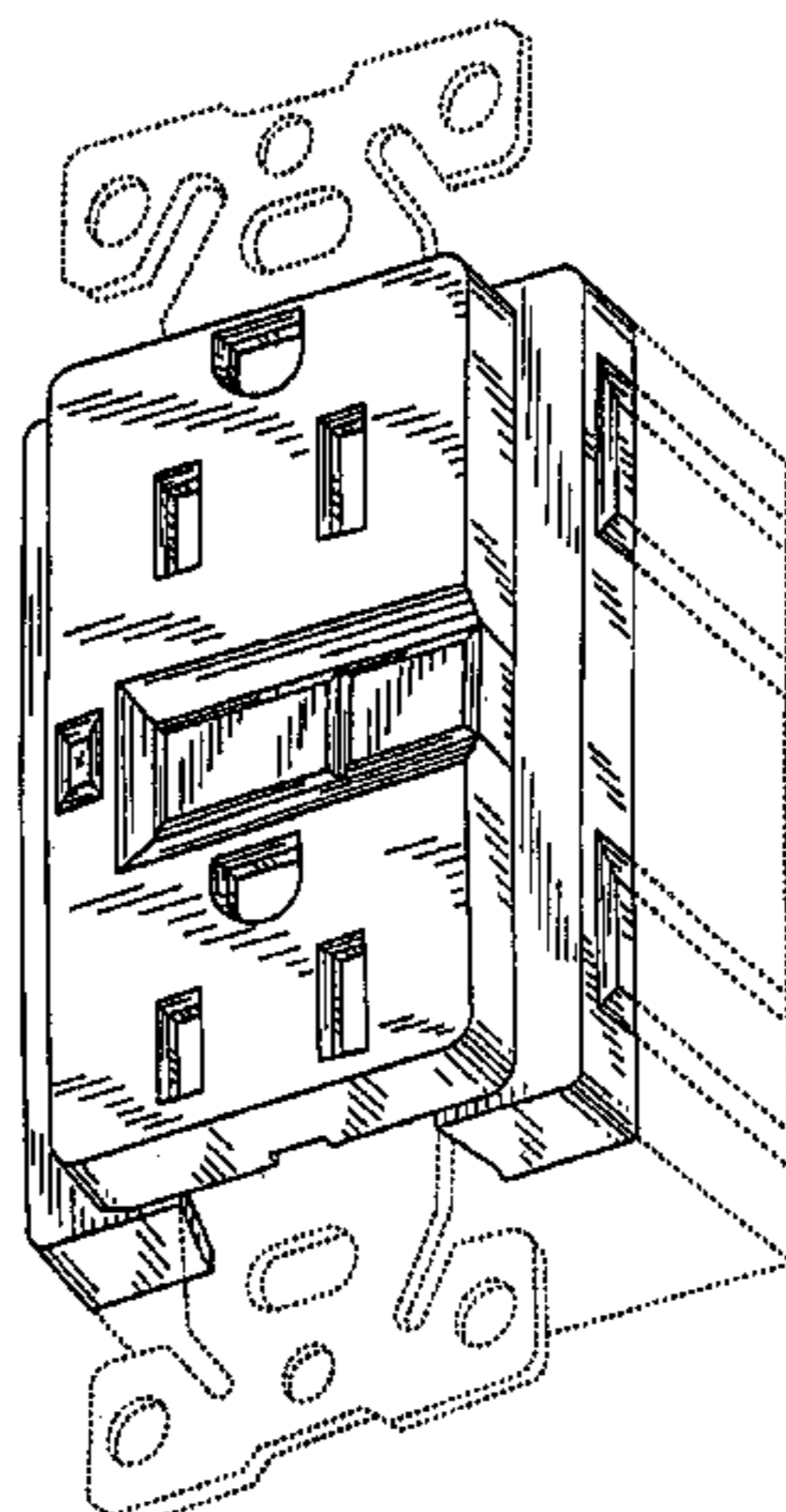
FIG. 5 is a top plan view thereof.

FIG. 6 is a bottom plan view thereof; and,

FIG. 7 is a front, bottom and right side perspective view of  
the design in combination with a wall plate.

In all of the views, the dotted lines are for environmental  
purposes only and form no part of the claimed design. The  
rear is not part of the claimed design.

**1 Claim, 4 Drawing Sheets**



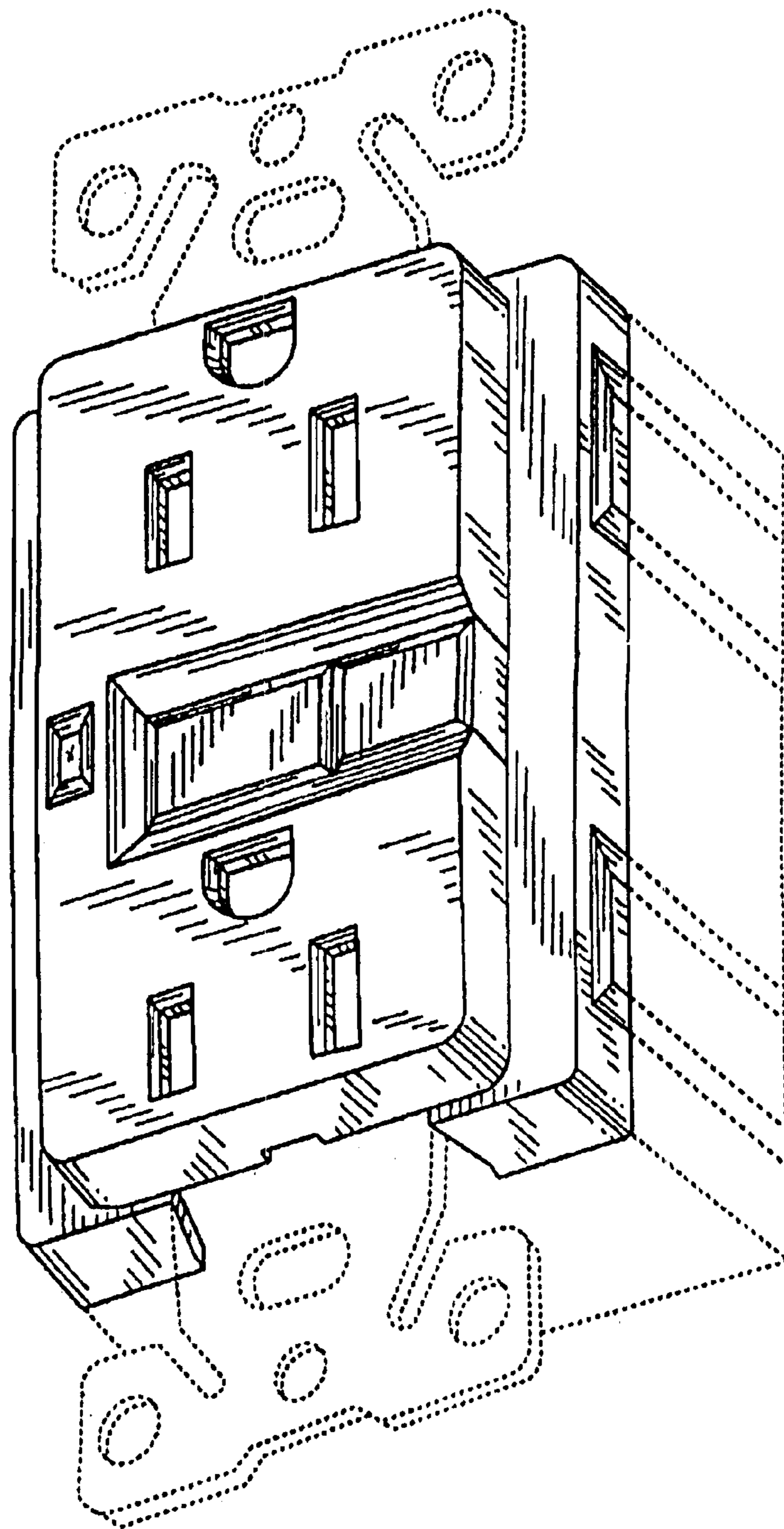


FIG. 1

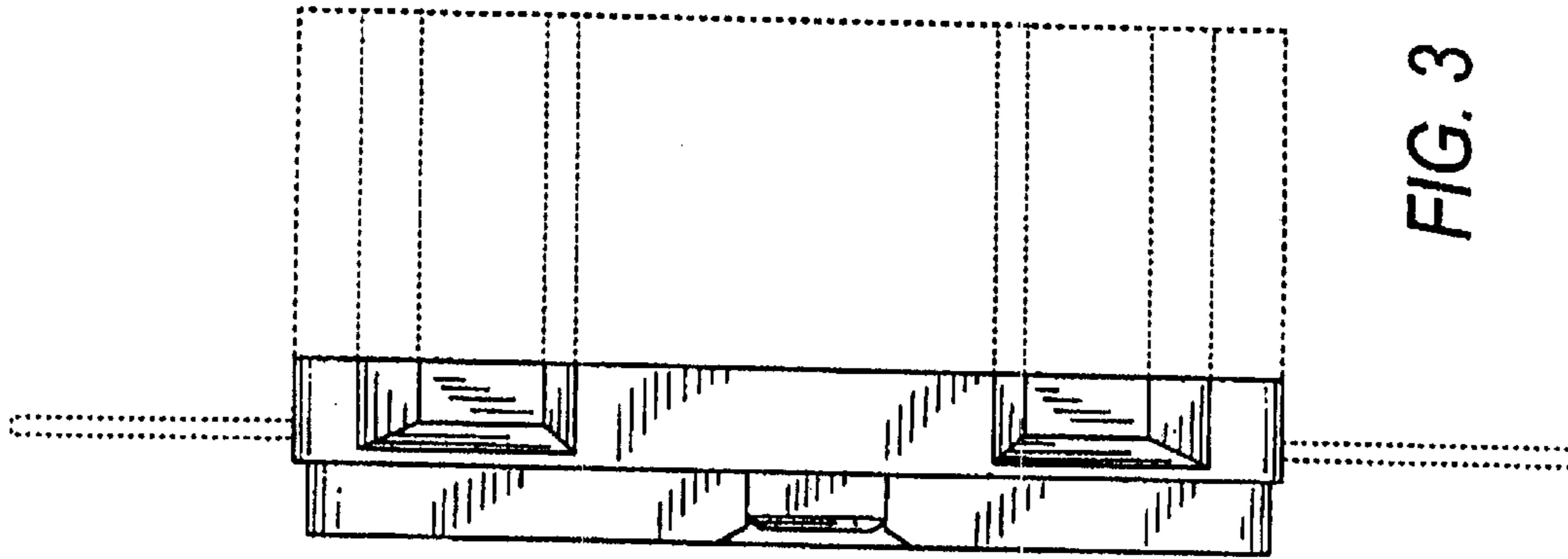


FIG. 3

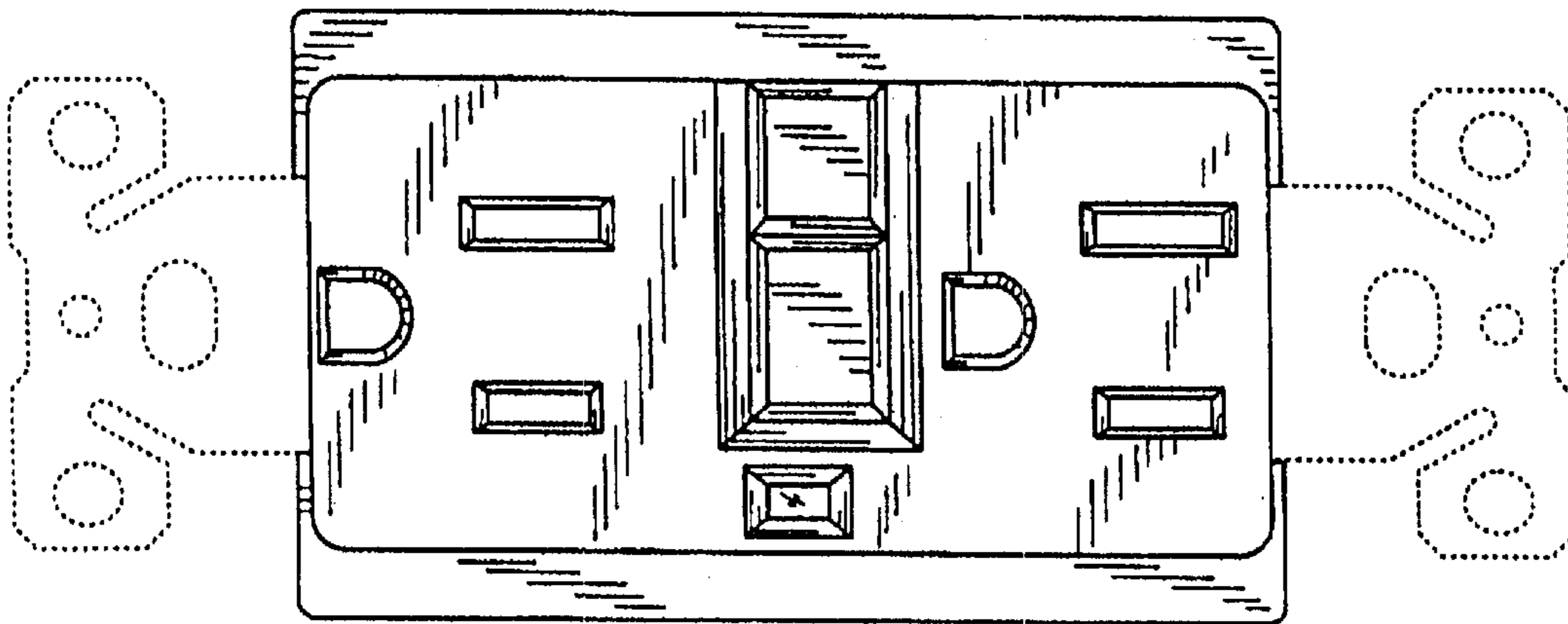


FIG. 2

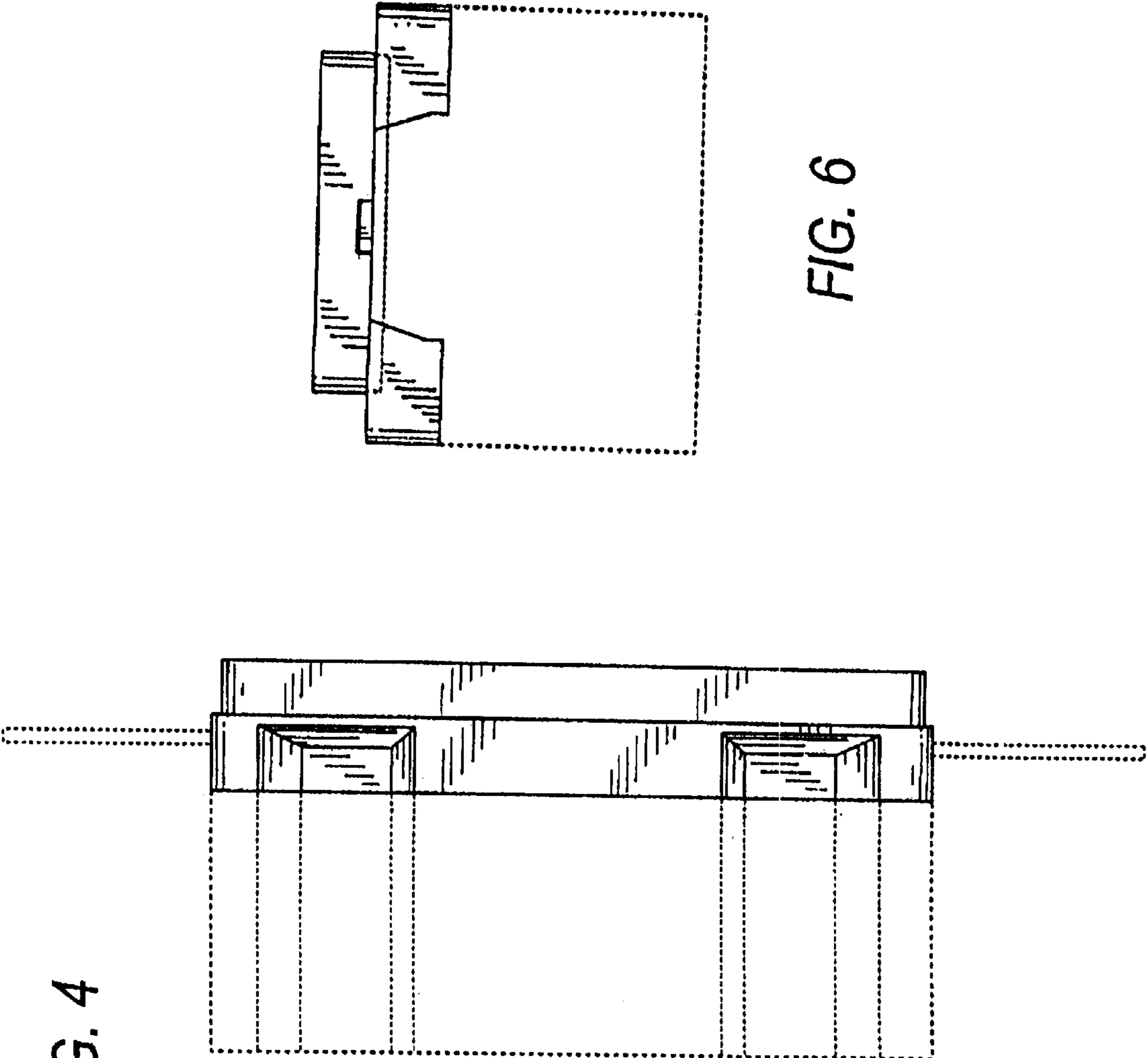


FIG. 4

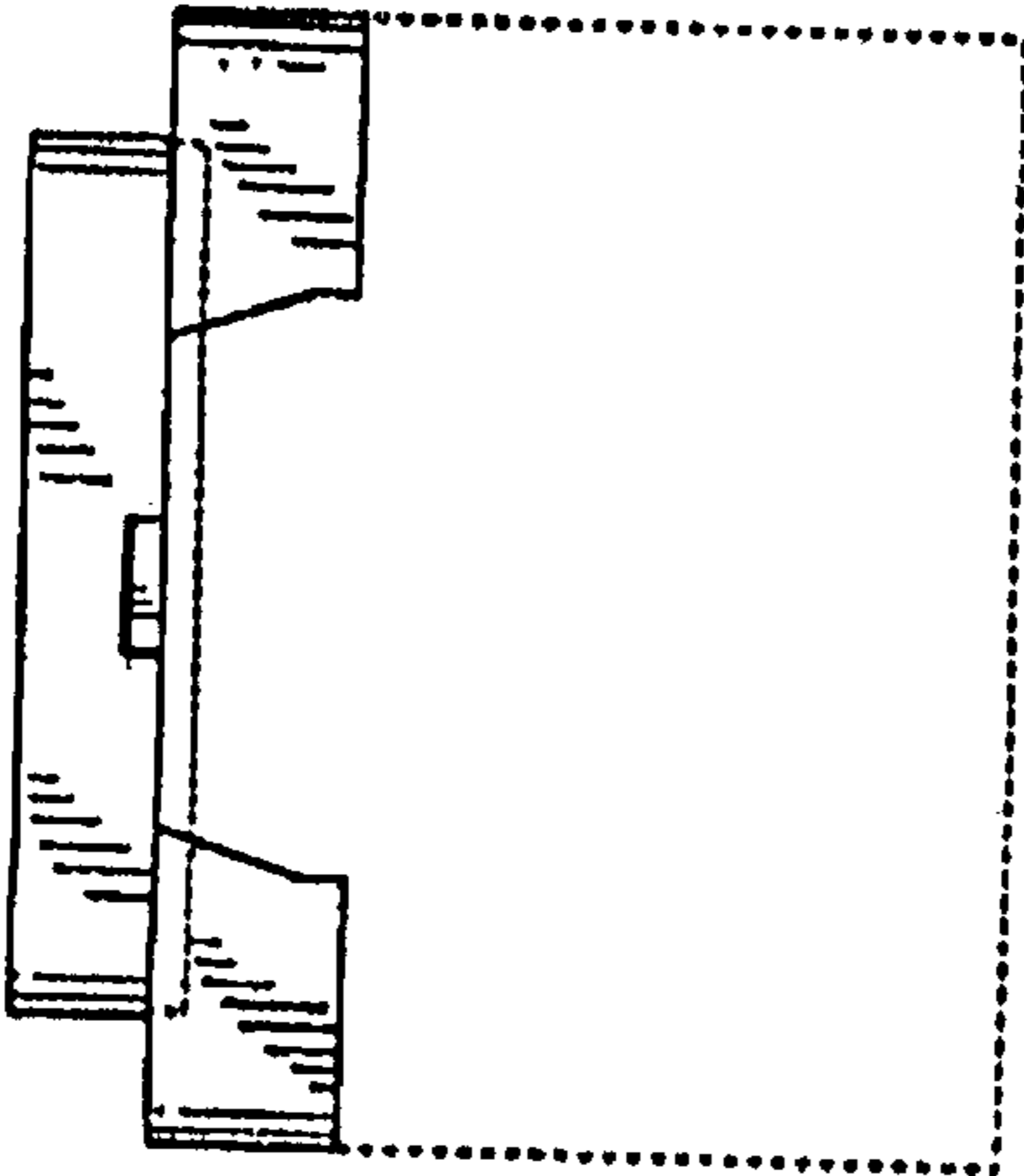


FIG. 6

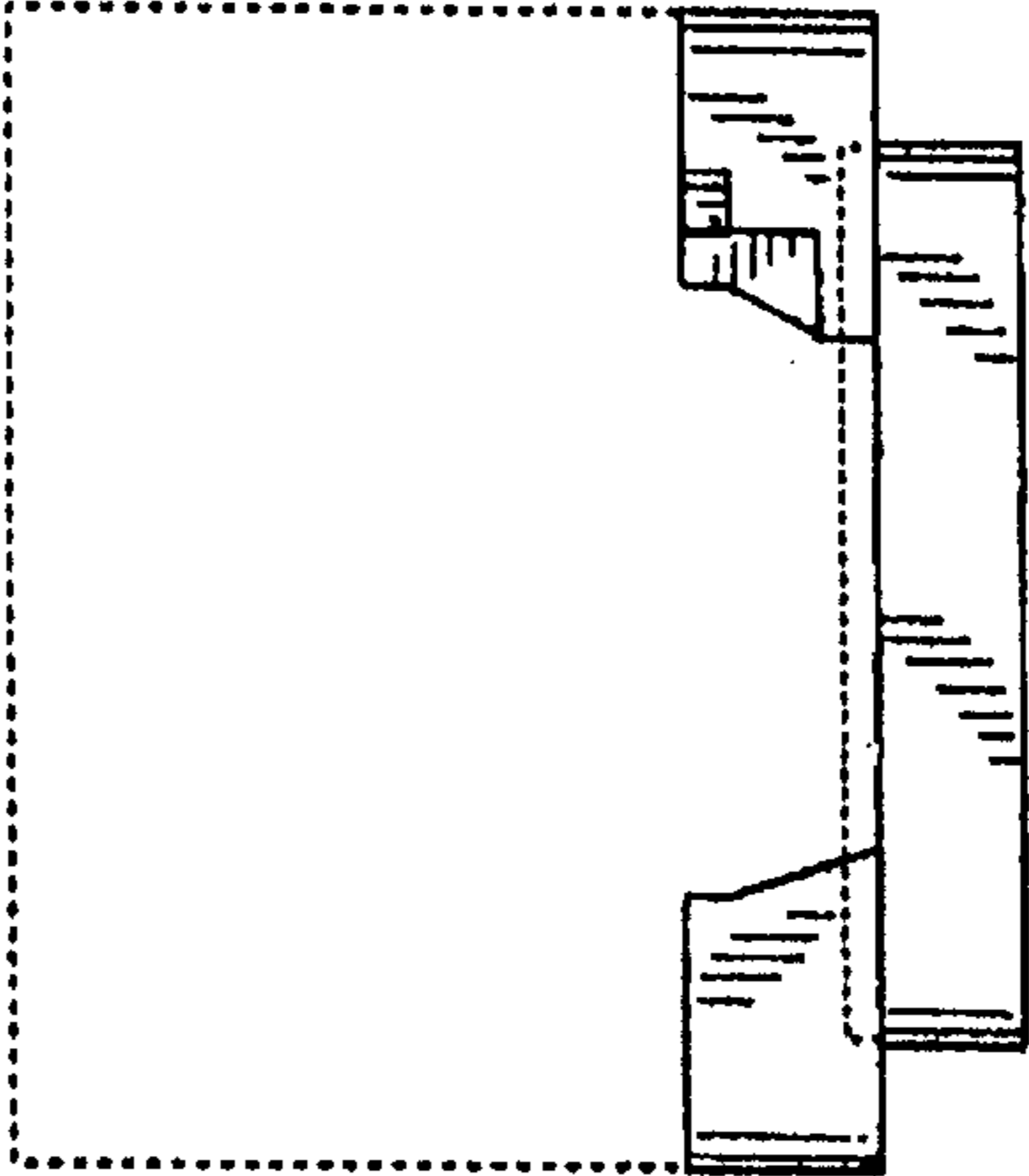


FIG. 5

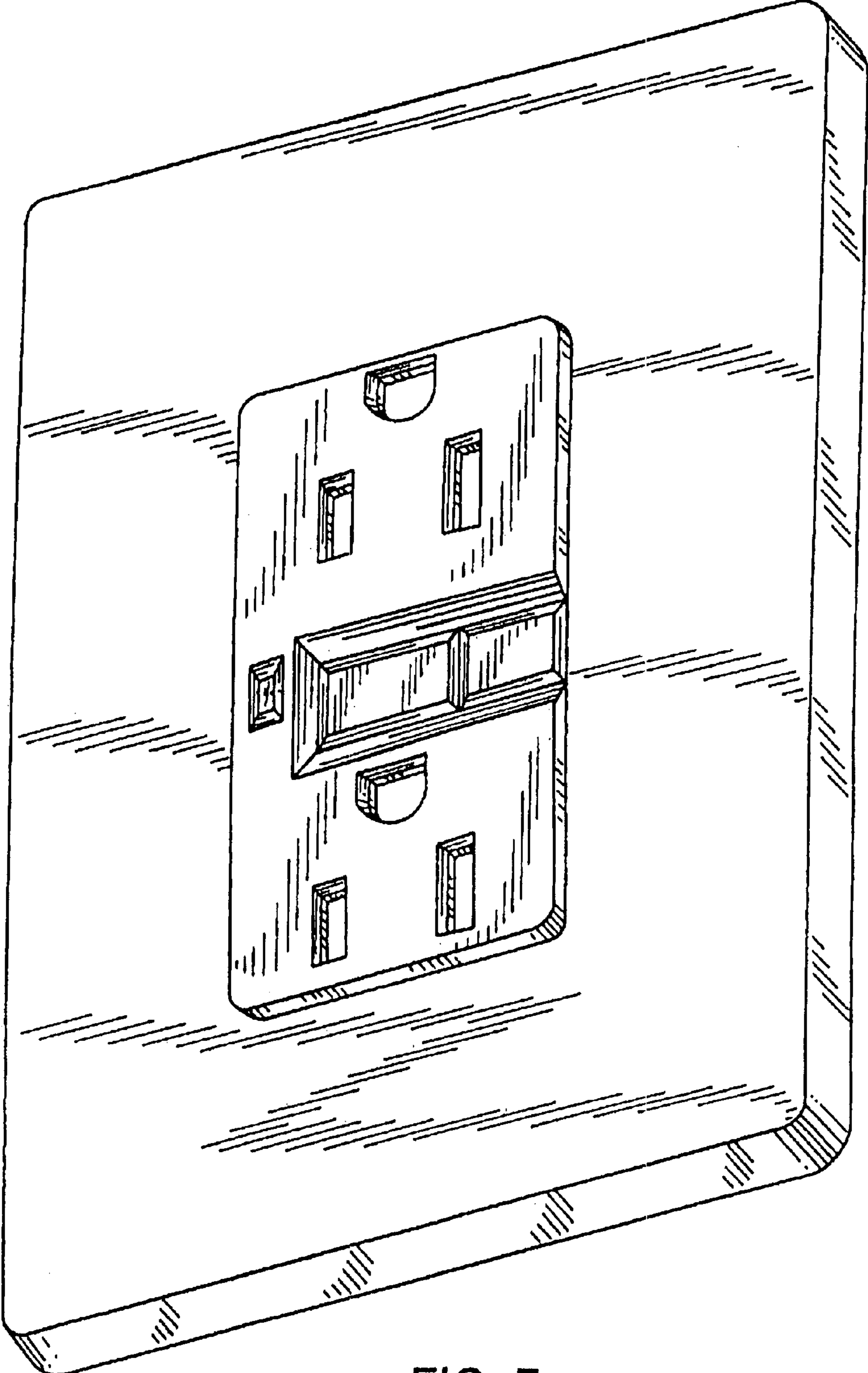


FIG. 7