

US00D521931S

(12) **United States Design Patent**
Tufano, Jr.

(10) **Patent No.:** **US D521,931 S**

(45) **Date of Patent:** **** May 30, 2006**

(54) **LATCHING SINGLE CAM CONNECTOR**

(75) Inventor: **Anthony Tufano, Jr.**, Seaford, NY
(US)

(73) Assignee: **Leviton Manufacturing Co., Inc.**,
Little Neck, NY (US)

(**) Term: **14 Years**

(21) Appl. No.: **29/216,285**

(22) Filed: **Nov. 1, 2004**

(51) **LOC (8) Cl.** **13-03**

(52) **U.S. Cl.** **D13/133**

(58) **Field of Classification Search** D13/133,
D13/146, 147, 154, 184, 199; 439/314-322,
439/680, 752

See application file for complete search history.

(56) **References Cited**

U.S. PATENT DOCUMENTS

4,255,007	A	*	3/1981	Michaels et al.	439/332
D298,931	S	*	12/1988	Sekiguchi	D13/147
D413,100	S	*	8/1999	Nakazawa	D13/146
D415,469	S	*	10/1999	Lee	D13/146
6,093,043	A	*	7/2000	Gray et al.	439/352

6,203,349	B1	*	3/2001	Nakazawa	439/319
6,227,892	B1	*	5/2001	Kera	439/320
6,290,525	B1	*	9/2001	Jacobi	439/319
D491,891	S	*	6/2004	Conway et al.	D13/146
6,814,601	B1	*	11/2004	Lin	439/321
2004/0132329	A1	*	7/2004	Shimoyama et al.	439/352
2005/0118853	A1	*	6/2005	Starke et al.	439/320

* cited by examiner

Primary Examiner—Stella Reid

Assistant Examiner—Daniel Bui

(74) *Attorney, Agent, or Firm*—Paul J. Sutton


(57) **CLAIM**

The ornamental design for a latching single cam connector, as shown and described.

DESCRIPTION

FIG. 1 is a top, front and right side perspective view of a latching single cam connector, showing my new design; FIG. 2 is a top plan view thereof; FIG. 3 is a front elevation view thereof; FIG. 4 is a left side elevation view thereof, the right side elevation view is a mirror image thereto; FIG. 5 is a rear elevation view thereof; and, FIG. 6 is a bottom plan view thereof.

1 Claim, 3 Drawing Sheets






FIG. 1

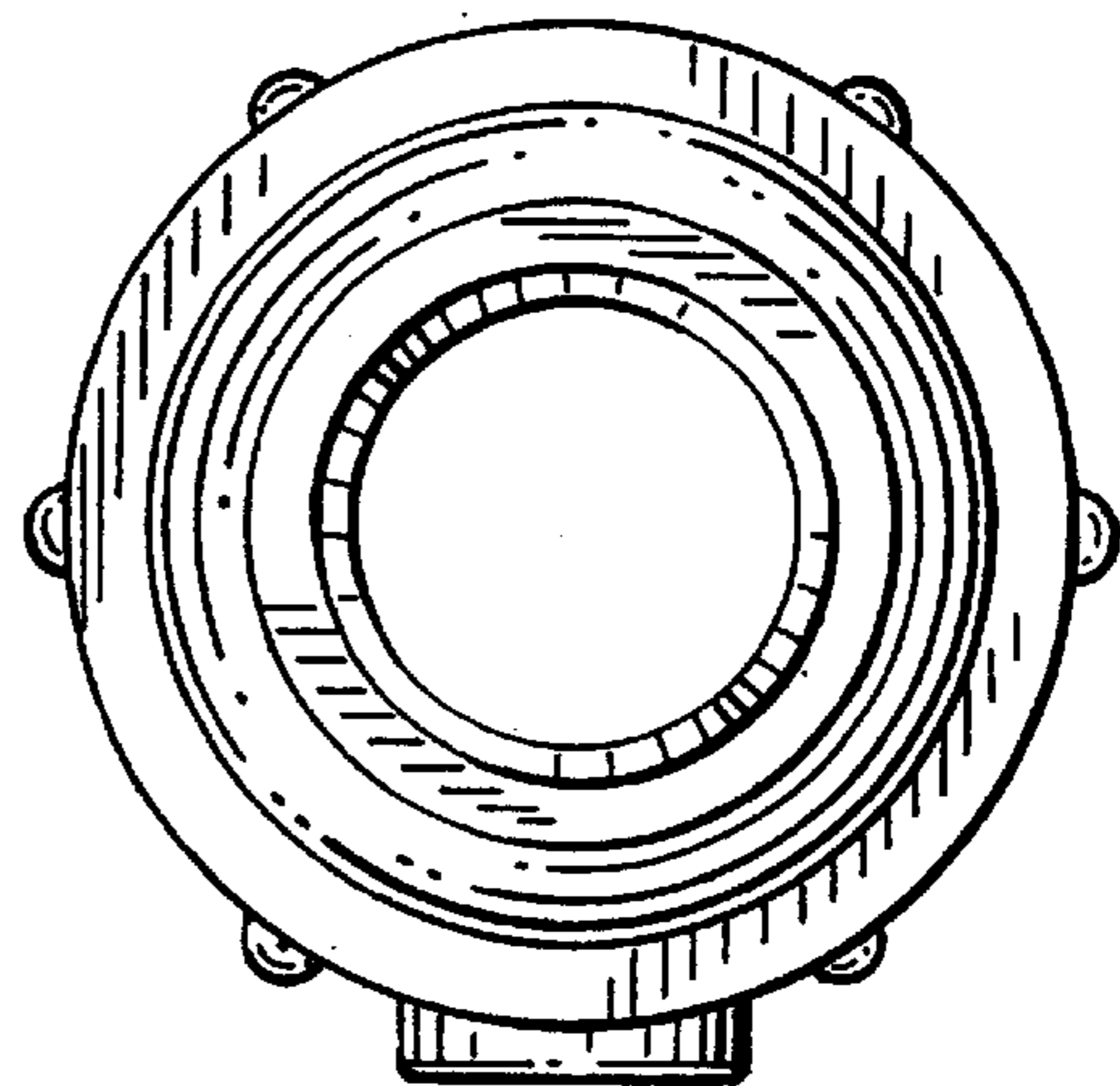


FIG. 2

FIG. 3

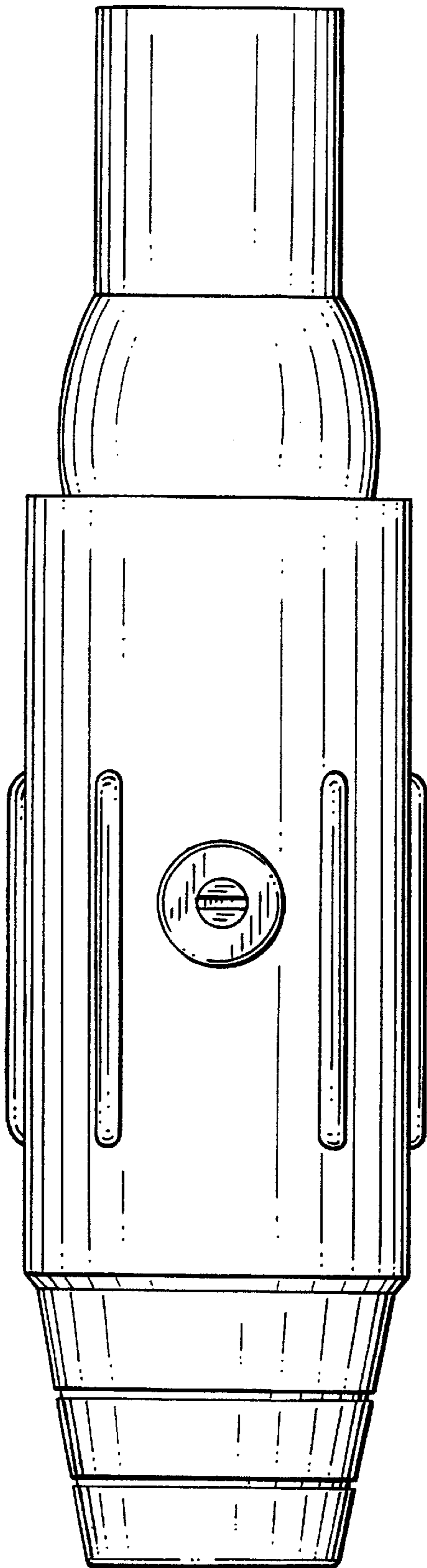


FIG. 4

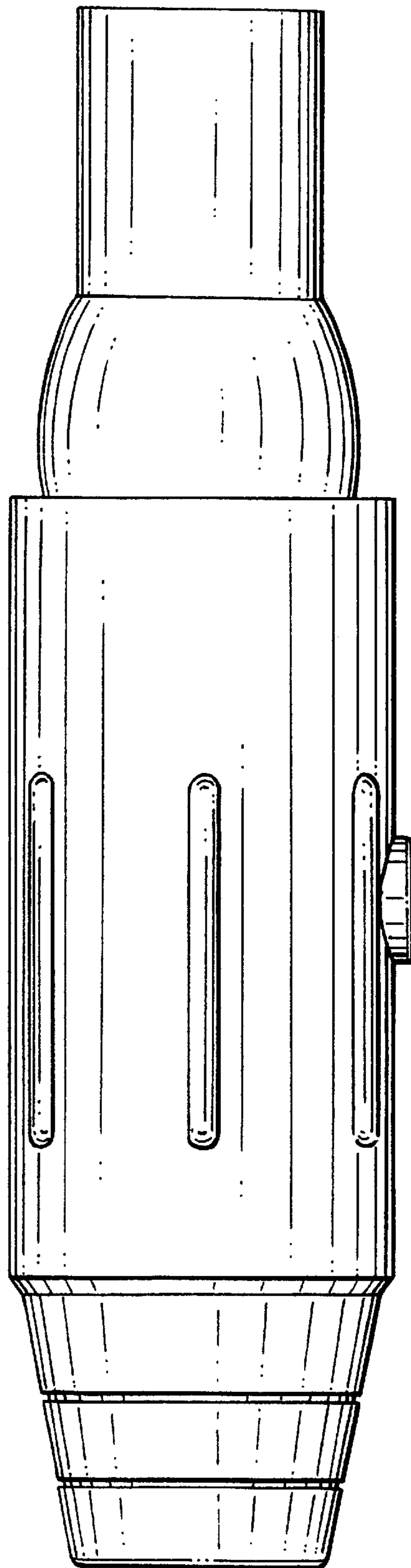


FIG. 5

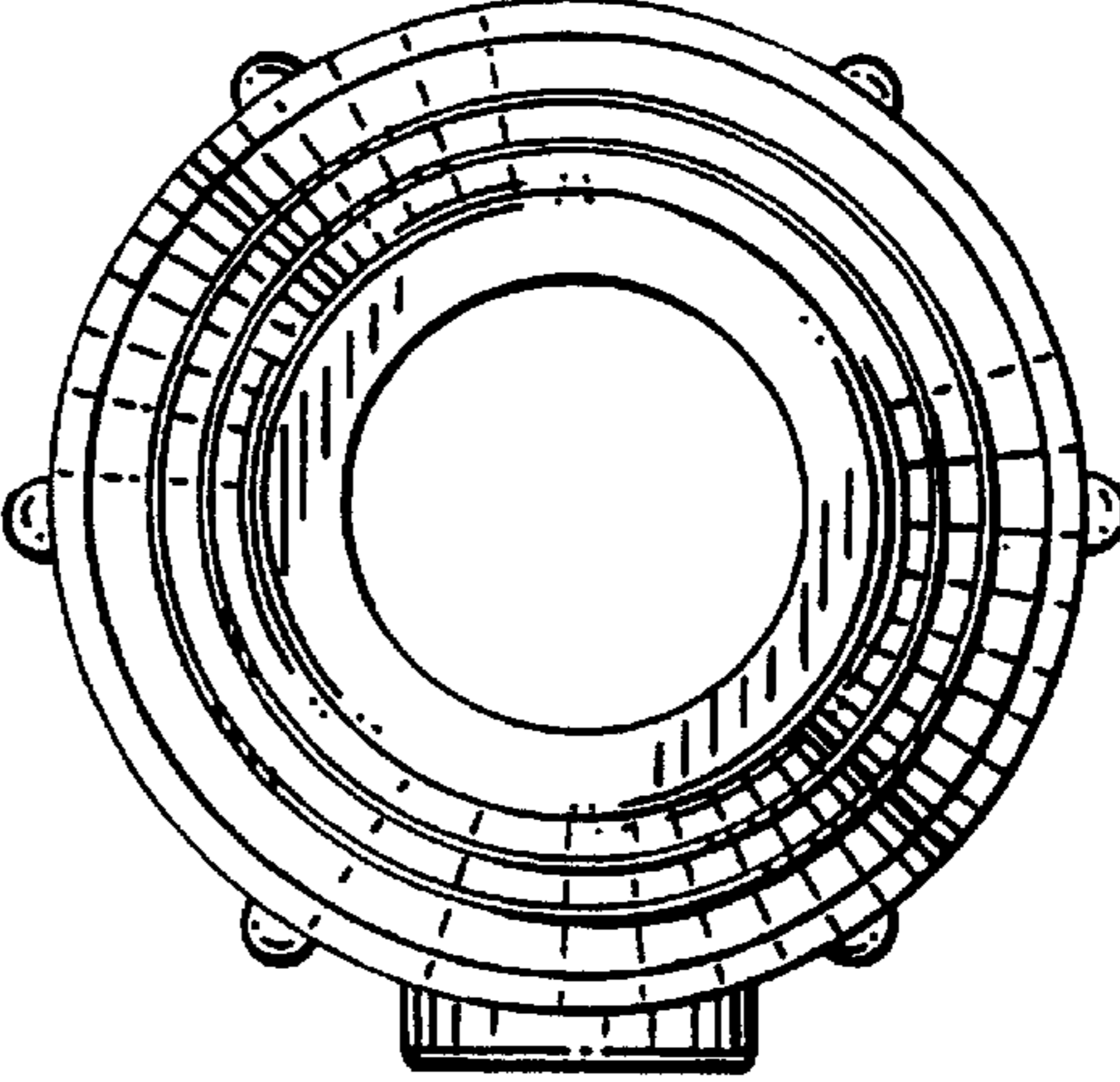
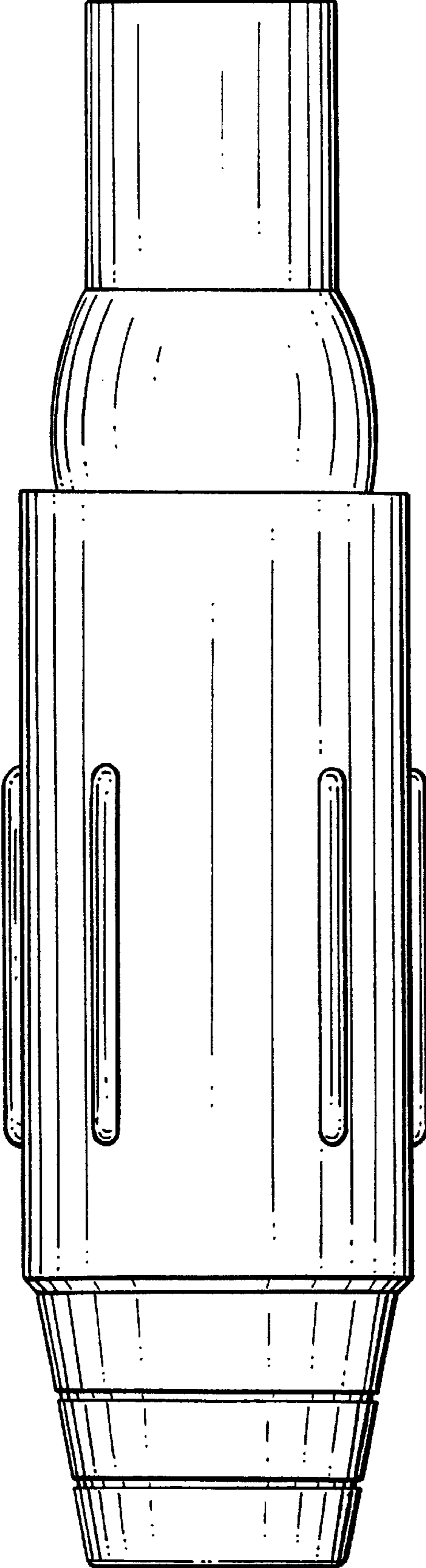


FIG. 6