



US00D521916S

(12) **United States Design Patent** (10) **Patent No.:** **US D521,916 S**
Spencer (45) **Date of Patent:** **** May 30, 2006**

(54) **LICENSE PLATE FRAME HAVING STUD BELT FEATURES**

D475,335 S * 6/2003 Wang D12/193

* cited by examiner

(76) Inventor: **Todd R. Spencer**, 19475 Beacon Lite Rd., Monument, CO (US) 80132

Primary Examiner—Stacia Cadmus

(74) *Attorney, Agent, or Firm*—Timothy Thut Tyson Freilich, Hornbaker & Rosen

(**) Term: **14 Years**

(57) **CLAIM**

(21) Appl. No.: **29/240,293**

The ornamental design for a license plate frame having stud belt features, as shown and described

(22) Filed: **Oct. 12, 2005**

(51) **LOC (8) Cl.** **12-16**

(52) **U.S. Cl.** **D12/193**

(58) **Field of Classification Search** D12/193;
D6/300–303, 310–314; 40/200–203, 207–216;
428/346

DESCRIPTION

See application file for complete search history.

FIG. 1 is a front, top, right side perspective view of a license plate frame having stud belt features showing my new design;

FIG. 2 is a front elevation view thereof;

FIG. 3 is a rear elevation view thereof;

FIG. 4 is a left side elevation view thereof, the right side elevation view being the same; and,

FIG. 5 is a bottom plan view thereof, the top plan view being the same.

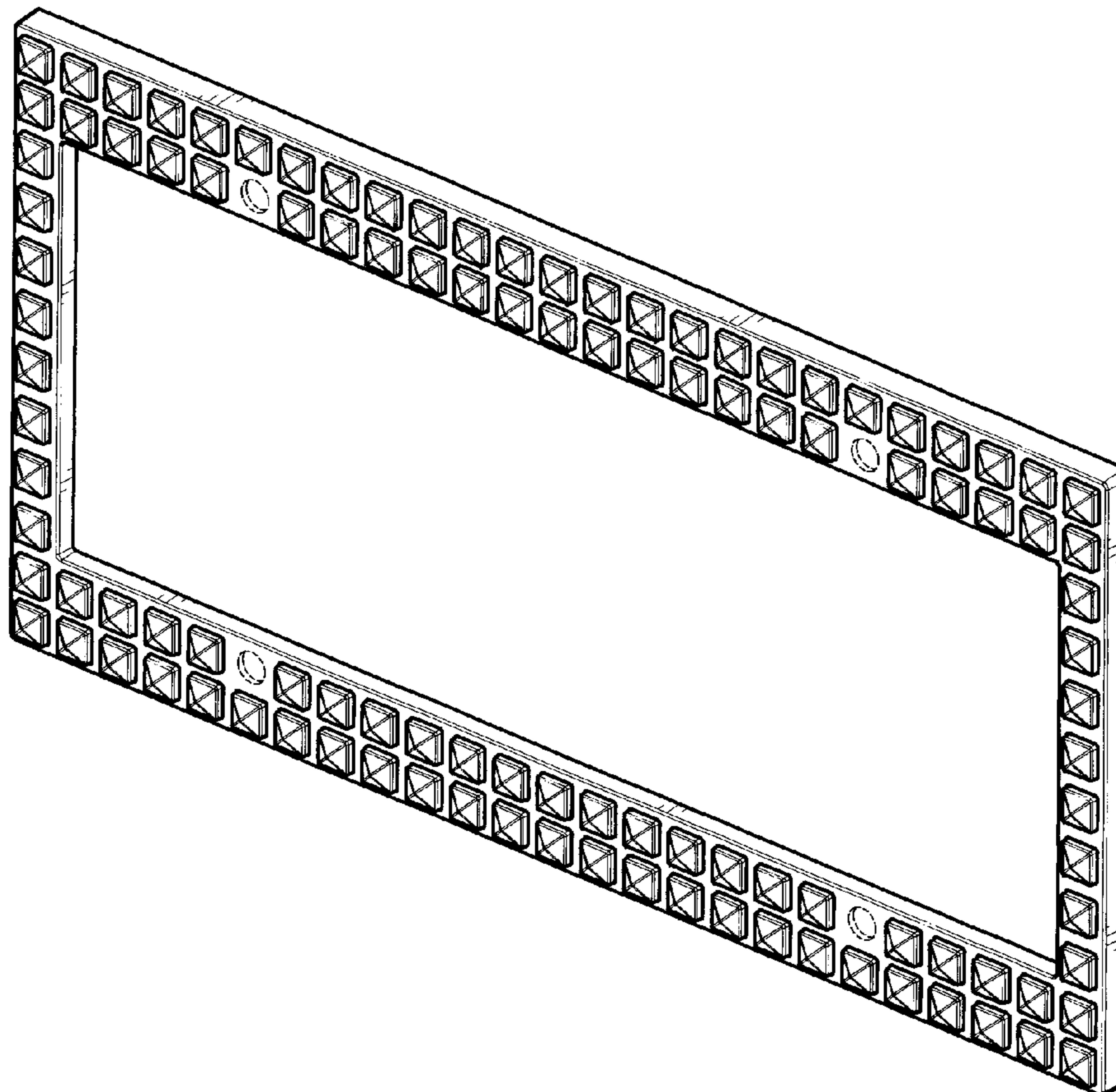
The broken line showing of the mounting holes is for illustrative purposes only and forms no part of the claimed design.

(56) **References Cited**

U.S. PATENT DOCUMENTS

- D345,541 S * 3/1994 Schmitz D12/193
- D385,244 S * 10/1997 Spencer D12/193
- D397,074 S * 8/1998 Wang D12/193
- D398,270 S * 9/1998 Spencer D12/193
- D440,194 S * 4/2001 Hussaini et al. D12/193
- D442,130 S * 5/2001 Hussaini et al. D12/193
- D464,808 S * 10/2002 Martinez D6/300

1 Claim, 4 Drawing Sheets



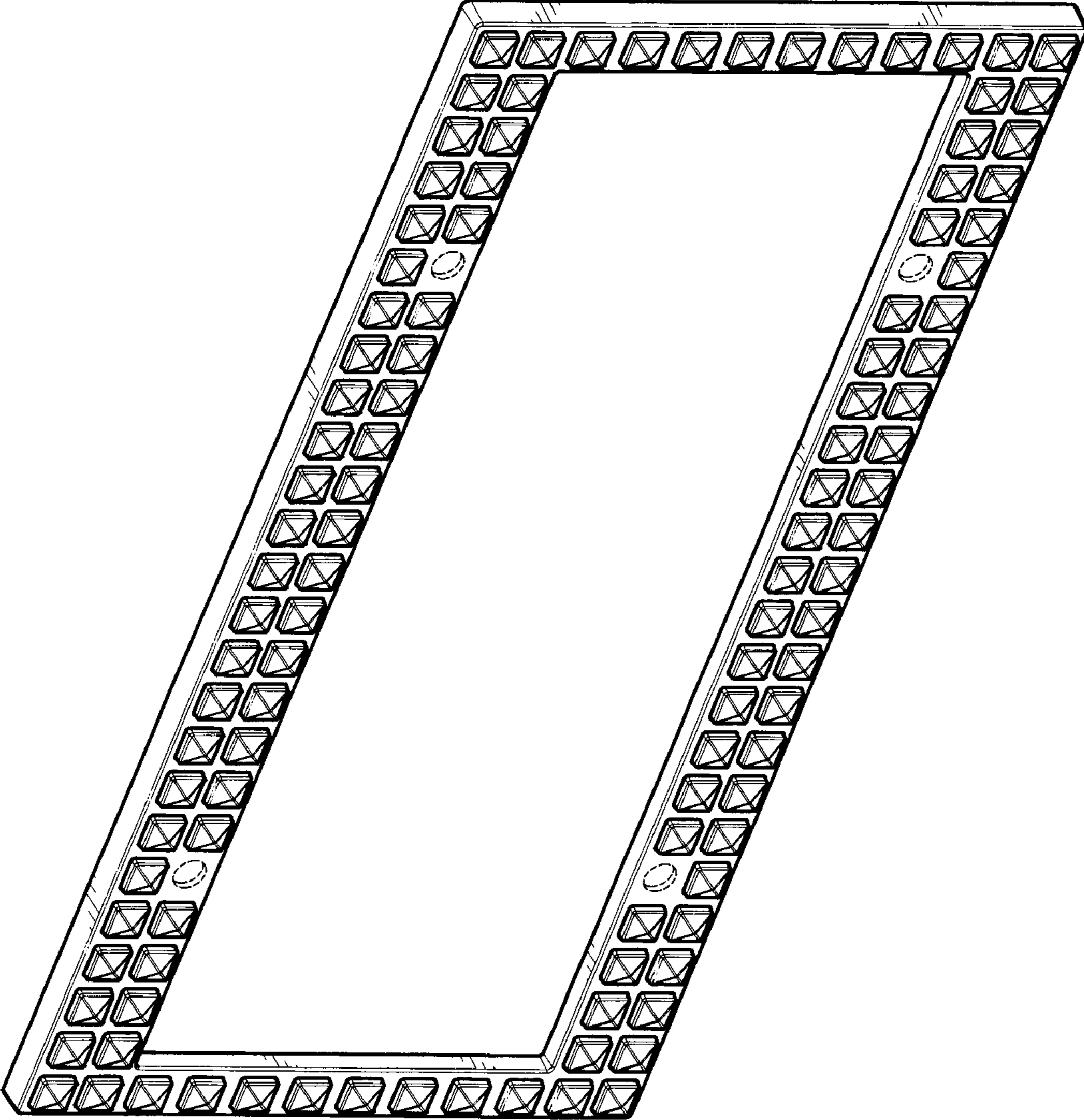


FIG. 1

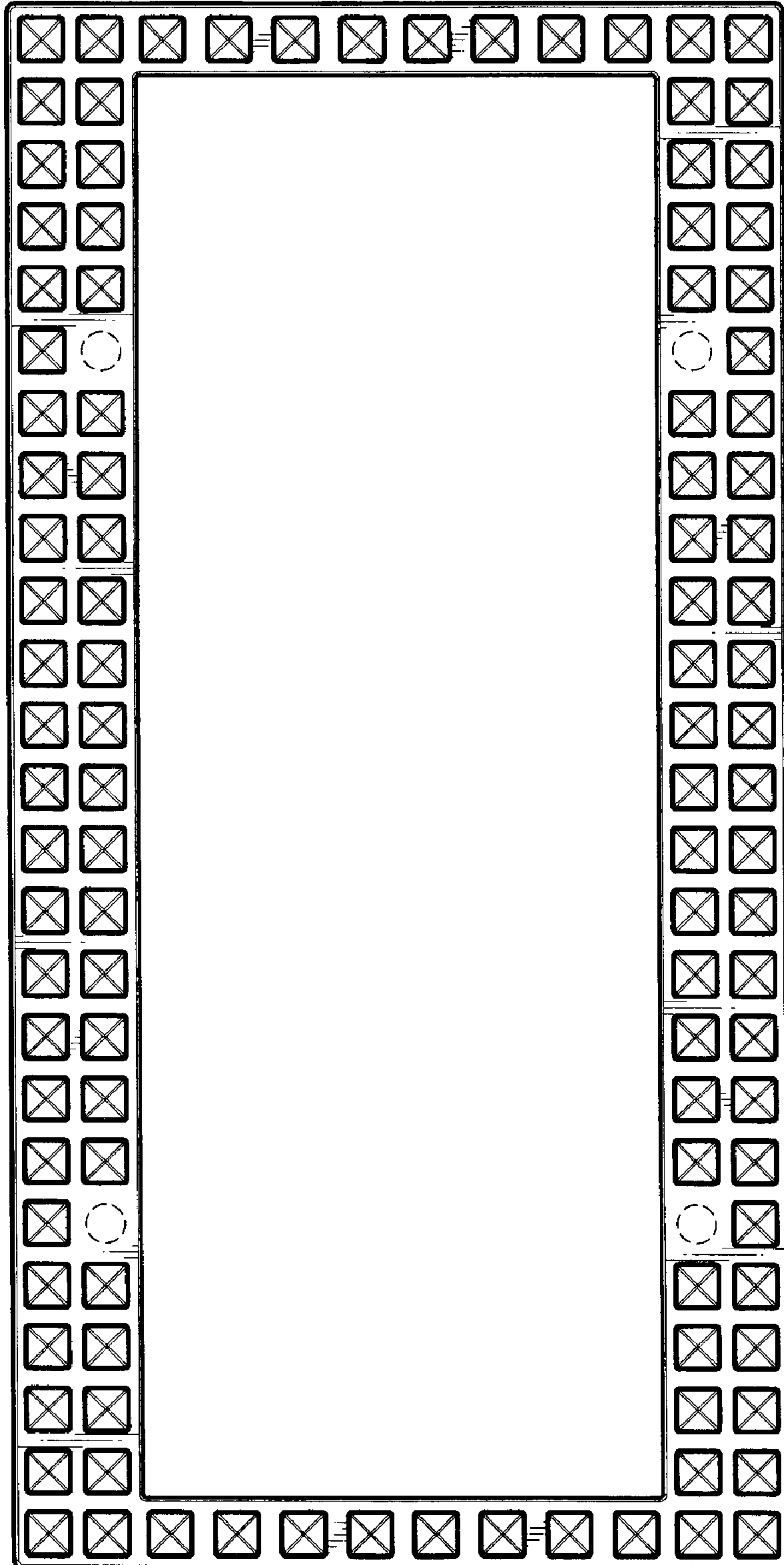


FIG. 2




FIG. 3



FIG. 4



FIG. 5