



US00D521913S

(12) **United States Design Patent**  
**Nakamura et al.**

(10) **Patent No.:** **US D521,913 S**  
(45) **Date of Patent:** **\*\* May 30, 2006**

(54) **STEERING WHEEL FOR AN AUTOMOBILE**

D503,665 S \* 4/2005 Pfeiffer et al. .... D12/176

(75) Inventors: **Nobuo Nakamura**, Aichi-ken (JP);  
**Junichi Hashiba**, Aichi-ken (JP);  
**Noriyuki Tanaka**, Aichi-ken (JP)

(73) Assignee: **Toyota Jidosha Kabushiki Kaisha** (JP)

(\*\*) Term: **14 Years**

(21) Appl. No.: **29/223,598**

(22) Filed: **Feb. 16, 2005**

(30) **Foreign Application Priority Data**

Dec. 21, 2004 (JP) ..... 2004-039011

(51) **LOC (8) Cl.** ..... **12-16**

(52) **U.S. Cl.** ..... **D12/176**

(58) **Field of Classification Search** ..... D12/175-177;  
74/552, 558, 558.5

See application file for complete search history.

(56) **References Cited**

**U.S. PATENT DOCUMENTS**

D440,914 S \* 4/2001 Pfeiffer ..... D12/176  
D460,031 S \* 7/2002 Montijo ..... D12/176  
D499,054 S \* 11/2004 Pfeiffer ..... D12/176

**OTHER PUBLICATIONS**

Mercedes-Benz, Mercedes-Benz SL 2000, Imported Cars Guidebook, Nov. 17, 2000.

Land Rover, Range Rover 2002, Imported Cars Guidebook, Oct. 29, 2002.

\* cited by examiner

*Primary Examiner*—Melody N. Brown

(74) *Attorney, Agent, or Firm*—SAIDMAN DesignLaw Group

(57) **CLAIM**

The ornamental design for a steering wheel for an automobile, as shown and described.

**DESCRIPTION**

FIG. 1 is a perspective view of a steering wheel for an automobile showing our new design; FIG. 2 is a front view thereof; FIG. 3 is a left-side view thereof; FIG. 4 is a right-side view thereof; FIG. 5 is a top view thereof; and, FIG. 6 is a bottom view thereof.

**1 Claim, 2 Drawing Sheets**







**FIG. 1**




**FIG. 2**




**FIG. 3**



**FIG. 4**



**FIG. 5**



**FIG. 6**