

US00D521905S

(12) **United States Design Patent**
Suzuki et al.

(10) **Patent No.:** **US D521,905 S**
(45) **Date of Patent:** **** May 30, 2006**

(54) **FRONT BUMPER FOR AUTOMOBILE**

(75) Inventors: **Katsuhiro Suzuki**, Aichi-ken (JP);
Hiroyuki Tada, Aichi-ken (JP);
Kenichi Hirai, Aichi-ken (JP); **Keisuke Sakamoto**, Aichi-ken (JP)

(73) Assignee: **Toyota Jidosha Kabushiki Kaisha**,
Aichi-ken (JP)

(**) Term: **14 Years**

(21) Appl. No.: **29/224,205**

(22) Filed: **Feb. 25, 2005**

(51) **LOC (8) Cl.** **12-08**

(52) **U.S. Cl.** **D12/92**

(58) **Field of Classification Search** D12/90-92,
D12/86, 88; D21/424, 433; 296/181.1, 181.5
See application file for complete search history.

(56) **References Cited**

U.S. PATENT DOCUMENTS

D462,640 S	9/2002	Sakae	
D472,856 S	4/2003	Oishi et al.	
D479,491 S	9/2003	Kato et al.	
D489,647 S	* 5/2004	Matsumoto et al. D12/92
D491,105 S	* 6/2004	Kim et al. D12/91
D491,842 S	* 6/2004	Nakamura et al. D12/92
D499,362 S	12/2004	Minami et al.	
D501,645 S	* 2/2005	Hosoda et al. D12/92
D505,360 S	* 5/2005	Kodama et al. D12/92

OTHER PUBLICATIONS

Motor Fan, Additional Volume—All Motor Show, Opel Astra GTC, Nov. 19, 2004, p. 24, Mfg. Opel.
Motor Fan, Additional Volume—All Motor Show, LEXUS LF-C, Nov. 19, 2004, p. 68, Mfg. Toyota Jidosha Kabushiki Kaisha.

Automotive Guidebook of Japan, Model: Legacy Touring Wagan, Mfg. Fuji Heavy Industries Ltd., Oct. 22, 2003, p. 78.

* cited by examiner

Primary Examiner—Melody N. Brown

(74) *Attorney, Agent, or Firm*—Finnegan, Henderson, Farabow, Garrett & Dunner, LLP

(57) **CLAIM**

The ornamental design for a front bumper for automobile, as shown and described.

DESCRIPTION

FIG. 1 is a left-front, perspective view of a front bumper for automobile of our new design;

FIG. 2 is a left rear perspective view thereof, the right rear perspective is substantially a mirror image of the left rear perspective view shown;


FIG. 3 is a left side elevation view thereof, the right side is substantially a mirror image of the left side view shown;

FIG. 4 is a bottom view of our new design; and,

FIG. 5 is a left-side view of our new design, the right-side view being a mirror image thereof.

The rear of the bumper is not seen during ordinary use and forms no part of the claimed design.

1 Claim, 5 Drawing Sheets






FIG. 1

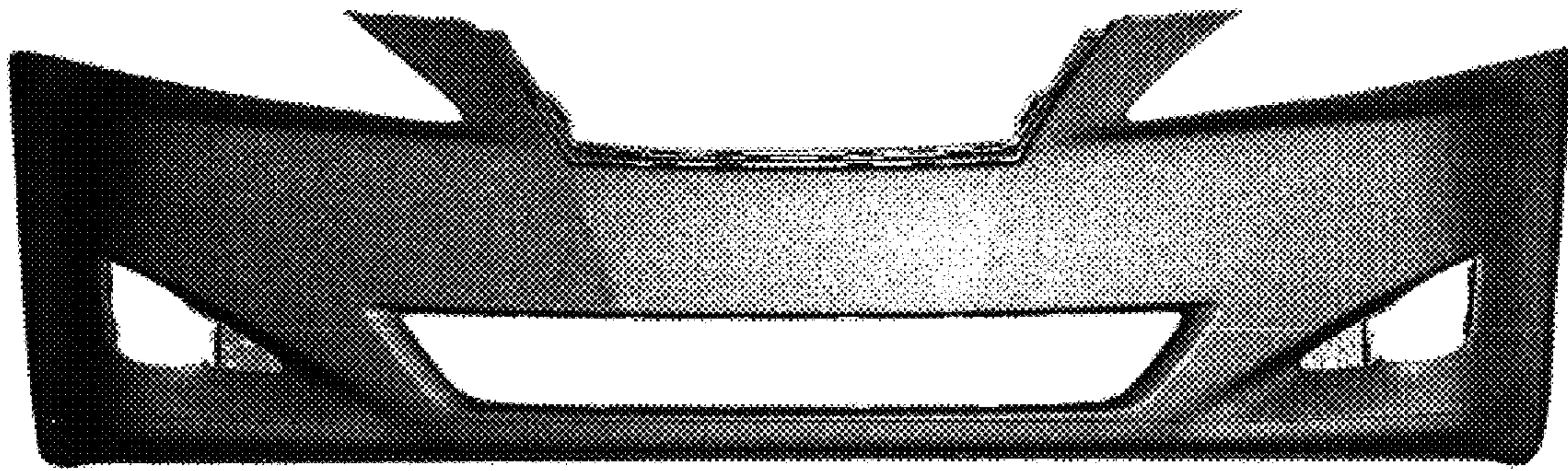


FIG. 2

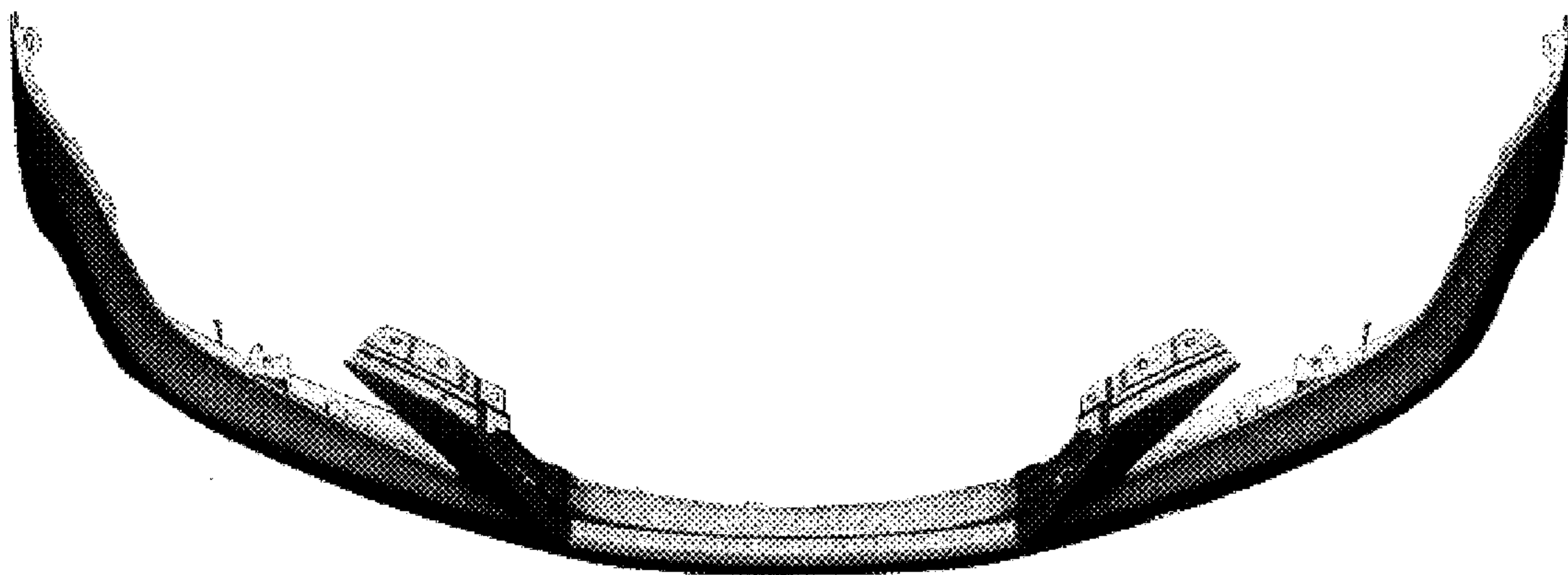


FIG. 3



FIG. 4




FIG. 5

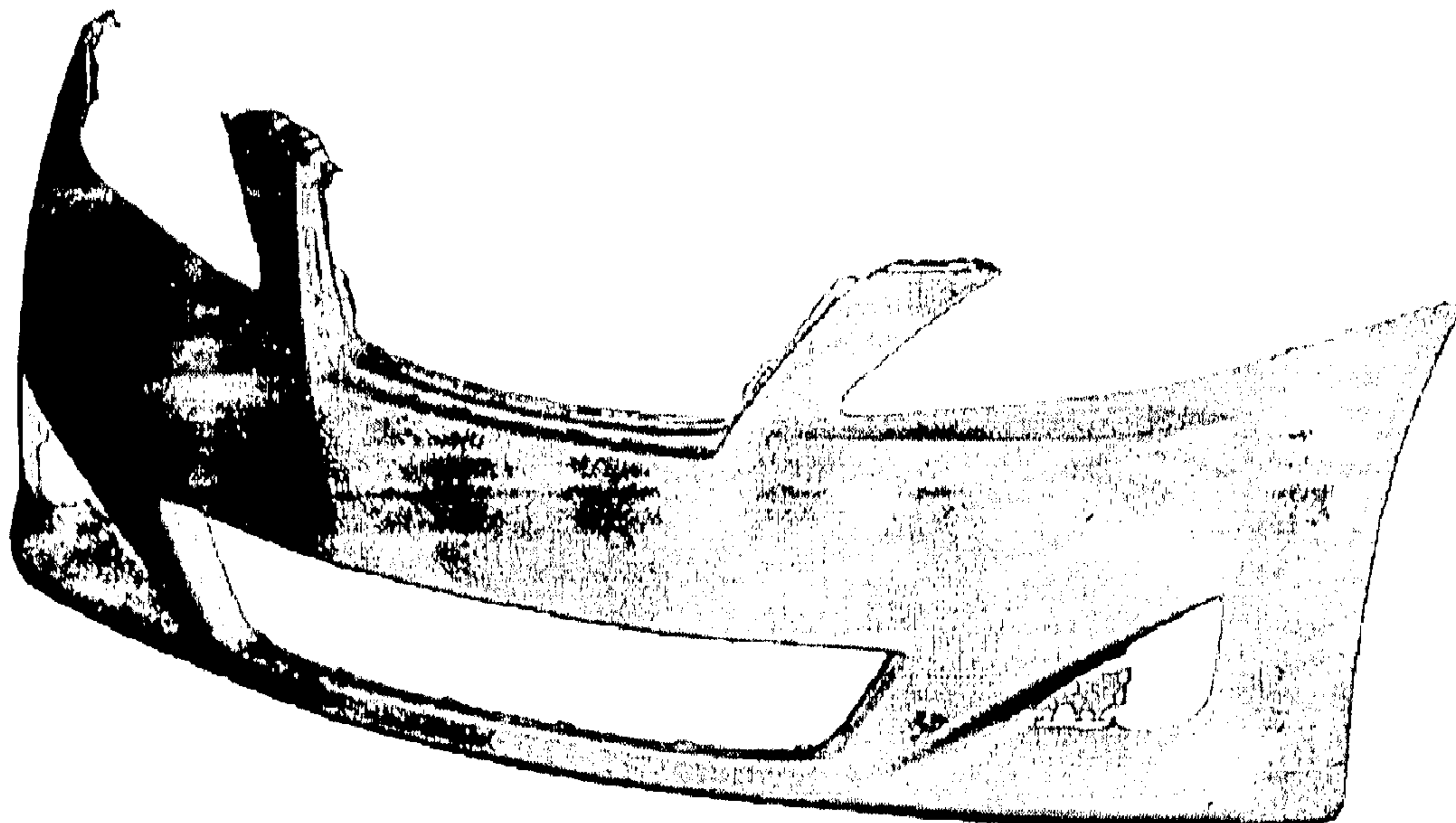
UNITED STATES PATENT AND TRADEMARK OFFICE
CERTIFICATE OF CORRECTION

PATENT NO. : Des. 521,905 S
APPLICATION NO. : 29/224205
DATED : May 30, 2006
INVENTOR(S) : Katsuhiro Suzuki et al.

Page 1 of 6

It is certified that error appears in the above-identified patent and that said Letters Patent is hereby corrected as shown below:

On the first page of the patent, replace the figure with the following:



UNITED STATES PATENT AND TRADEMARK OFFICE
CERTIFICATE OF CORRECTION

PATENT NO. : Des. 521,905 S
APPLICATION NO. : 29/224205
DATED : May 30, 2006
INVENTOR(S) : Katsuhiko Suzuki et al.

Page 2 of 6

It is certified that error appears in the above-identified patent and that said Letters Patent is hereby corrected as shown below:

On the second page of the patent, replace Fig. 1 with the following:



FIG. 1

UNITED STATES PATENT AND TRADEMARK OFFICE
CERTIFICATE OF CORRECTION

PATENT NO. : Des. 521,905 S
APPLICATION NO. : 29/224205
DATED : May 30, 2006
INVENTOR(S) : Katsuhiko Suzuki et al.

Page 3 of 6

It is certified that error appears in the above-identified patent and that said Letters Patent is hereby corrected as shown below:

On the third page of the patent, replace Fig. 2 with the following:

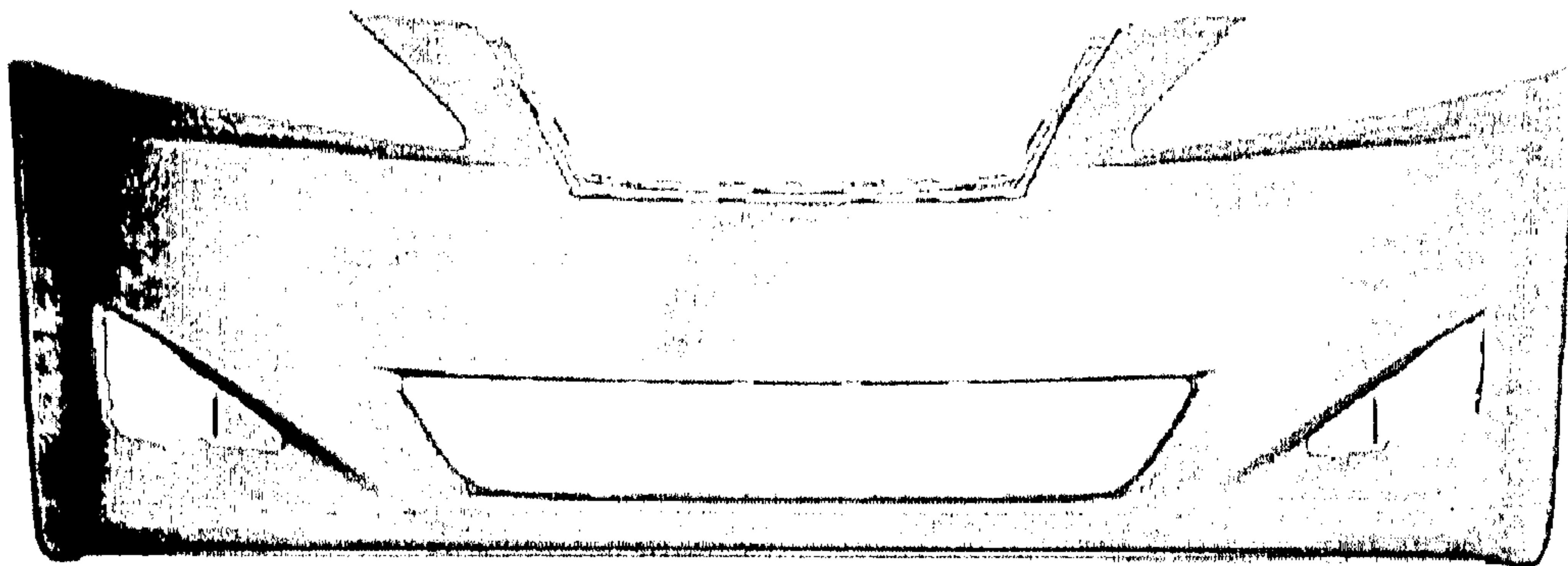


FIG. 2

UNITED STATES PATENT AND TRADEMARK OFFICE
CERTIFICATE OF CORRECTION

PATENT NO. : Des. 521,905 S
APPLICATION NO. : 29/224205
DATED : May 30, 2006
INVENTOR(S) : Katsuhiko Suzuki et al.

Page 4 of 6

It is certified that error appears in the above-identified patent and that said Letters Patent is hereby corrected as shown below:

On the fourth page of the patent, replace Fig. 3 with the following:




FIG. 3

UNITED STATES PATENT AND TRADEMARK OFFICE
CERTIFICATE OF CORRECTION

PATENT NO. : Des. 521,905 S
APPLICATION NO. : 29/224205
DATED : May 30, 2006
INVENTOR(S) : Katsuhiko Suzuki et al.

Page 5 of 6

It is certified that error appears in the above-identified patent and that said Letters Patent is hereby corrected as shown below:

On the fifth page of the patent, replace Fig 4 with the following:



FIG. 4

UNITED STATES PATENT AND TRADEMARK OFFICE
CERTIFICATE OF CORRECTION

PATENT NO. : Des. 521,905 S
APPLICATION NO. : 29/224205
DATED : May 30, 2006
INVENTOR(S) : Katsuhiro Suzuki et al.

Page 6 of 6

It is certified that error appears in the above-identified patent and that said Letters Patent is hereby corrected as shown below:

On the sixth page of the patent, replace Fig. 5 with the following:

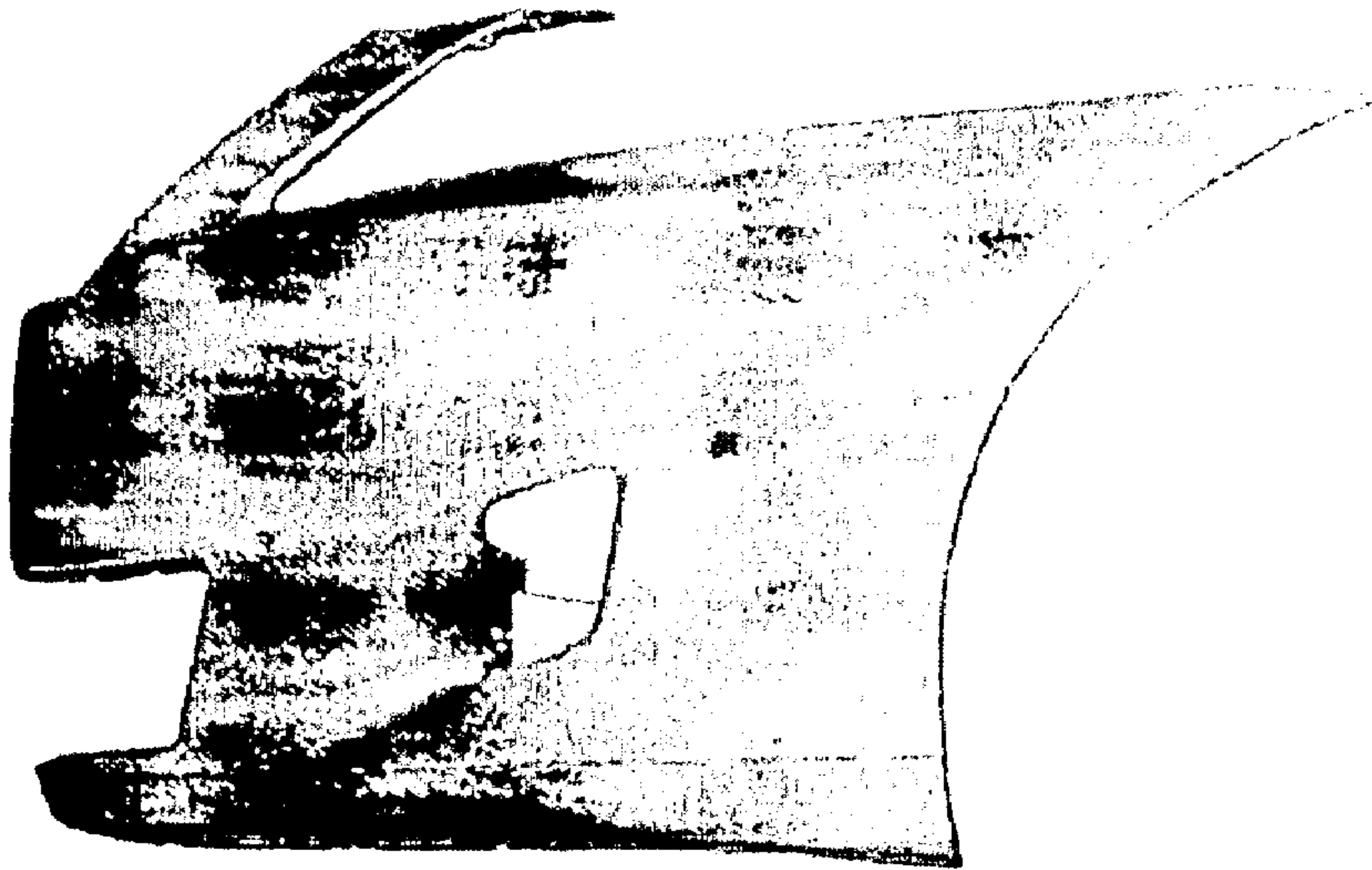


FIG. 5

Signed and Sealed this

Eighth Day of April, 2008



JON W. DUDAS
Director of the United States Patent and Trademark Office