



US00D521903S

(12) **United States Design Patent**  
**Matei et al.**

(10) **Patent No.:** **US D521,903 S**

(45) **Date of Patent:** **\*\* May 30, 2006**

(54) **VEHICLE**

D505,890 S \* 6/2005 Kubota et al. .... D12/91  
D510,543 S \* 10/2005 Matsuoka et al. .... D12/91

(75) Inventors: **Catalin Matei**, Redondo Beach, CA  
(US); **Guillermo Gonzales**, Lawndale,  
CA (US)

\* cited by examiner

*Primary Examiner*—Melody N. Brown

(73) Assignee: **Honda Motor Co., Ltd.**, Tokyo (JP)

(74) *Attorney, Agent, or Firm*—Plumsea Law Group, LLC;  
Mark E. Duell

(\*\*) Term: **14 Years**

(57) **CLAIM**

(21) Appl. No.: **29/226,640**

The ornamental design for a vehicle, as shown and  
described.

(22) Filed: **Mar. 31, 2005**

**DESCRIPTION**

(51) **LOC (8) Cl.** ..... **12-08**

FIG. 1 is a front elevational view of a vehicle showing my  
new design;

(52) **U.S. Cl.** ..... **D12/91**

FIG. 2 is a rear elevational view thereof;

(58) **Field of Classification Search** ..... D12/90–92,  
D12/86; D21/424, 433; 296/181.1, 181.5  
See application file for complete search history.

FIG. 3 is a front perspective view thereof;

FIG. 4 is a rear perspective view thereof; and,

FIG. 5 is side elevational view thereof, the opposite side  
being a mirror image.


(56) **References Cited**

The broken line showings of the rectangles in the front grille  
area, the rectangle in the license plate area, the wheels and  
tires are for illustrative purposes only and form no part of the  
claimed design.

**U.S. PATENT DOCUMENTS**

D460,022 S 7/2002 Hsu et al.  
D494,103 S \* 8/2004 Nakamura et al. .... D12/92

**1 Claim, 4 Drawing Sheets**






Fig. 1




Fig. 2




Fig. 3




Fig. 4

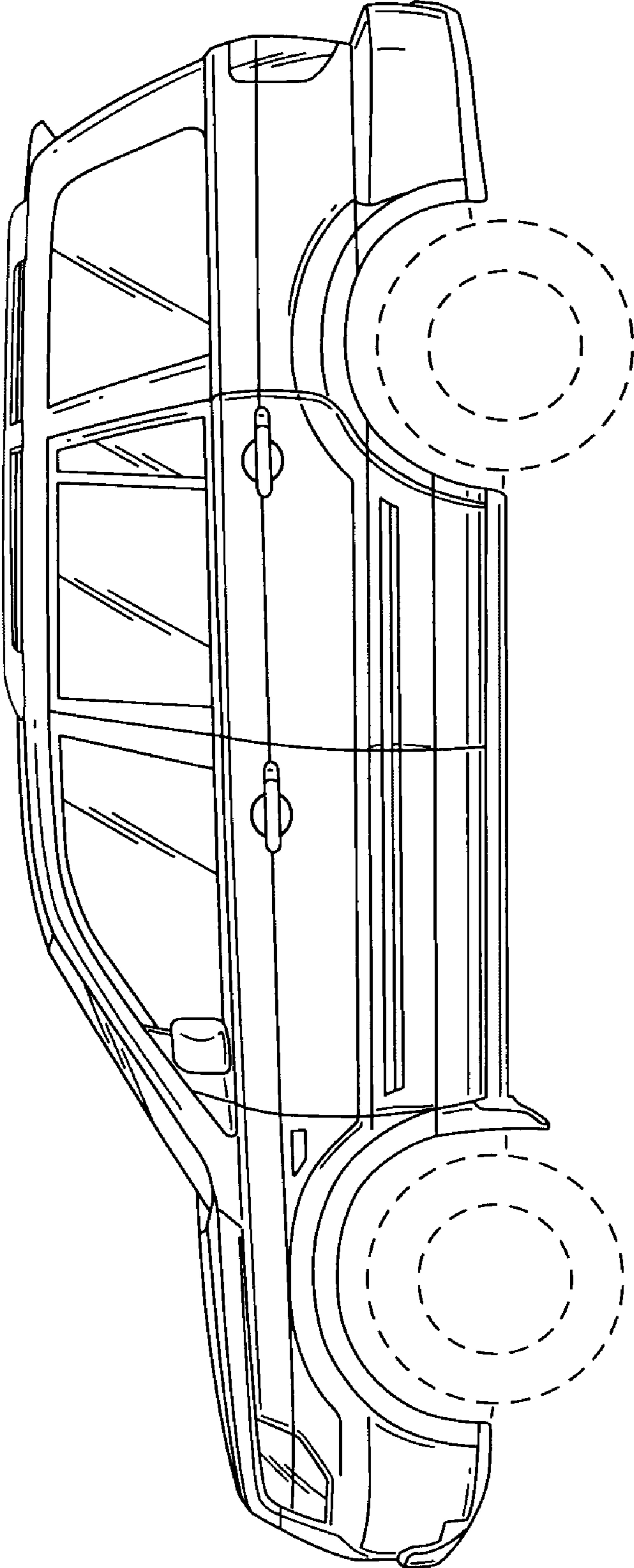


Fig. 5