



US00D521901S

(12) **United States Design Patent**
Dean

(10) **Patent No.:** **US D521,901 S**

(45) **Date of Patent:** **** May 30, 2006**

(54) **VEHICLE BODY**

(75) Inventor: **Clay A Dean**, Rochester, MI (US)

(73) Assignee: **General Motors Corporation**, Detroit, MI (US)

(**) Term: **14 Years**

(21) Appl. No.: **29/196,227**

(22) Filed: **Dec. 22, 2003**

(51) **LOC (8) Cl.** **12-08**

(52) **U.S. Cl.** **D12/91; D12/98**

(58) **Field of Classification Search** D12/90-92,
D12/86, 98; D21/424, 433, 548, 549; 296/185,
296/186; 446/454-456, 465, 470
See application file for complete search history.

(56) **References Cited**

U.S. PATENT DOCUMENTS

- D393,609 S * 4/1998 Kanthak et al. D12/91
- D446,752 S * 8/2001 Akashi et al. D12/91
- D461,433 S * 8/2002 James et al. D12/98

- D474,716 S * 5/2003 Wakao D12/91
- D488,405 S * 4/2004 Metros et al. D12/98
- D495,626 S * 9/2004 Depeyster et al. D12/98

* cited by examiner

Primary Examiner—Melody N. Brown

(74) *Attorney, Agent, or Firm*—Timothy G. Gorbatoff

(57) **CLAIM**

The ornamental design for a vehicle body, as shown and described.

DESCRIPTION


FIG. 1 is a front, side and top perspective view of a vehicle body showing the new design; and;

FIG. 2 is a rear, opposite side and top perspective view thereof; and,

FIG. 3 is a side view thereof, the opposite side being a mirror image of that shown.

In the drawing views, the tires, emblems, written matter and wheels shown in the broken lines are for illustrative purposes only and form no part of the claimed design.

1 Claim, 2 Drawing Sheets






FIG. 1




FIG. 2

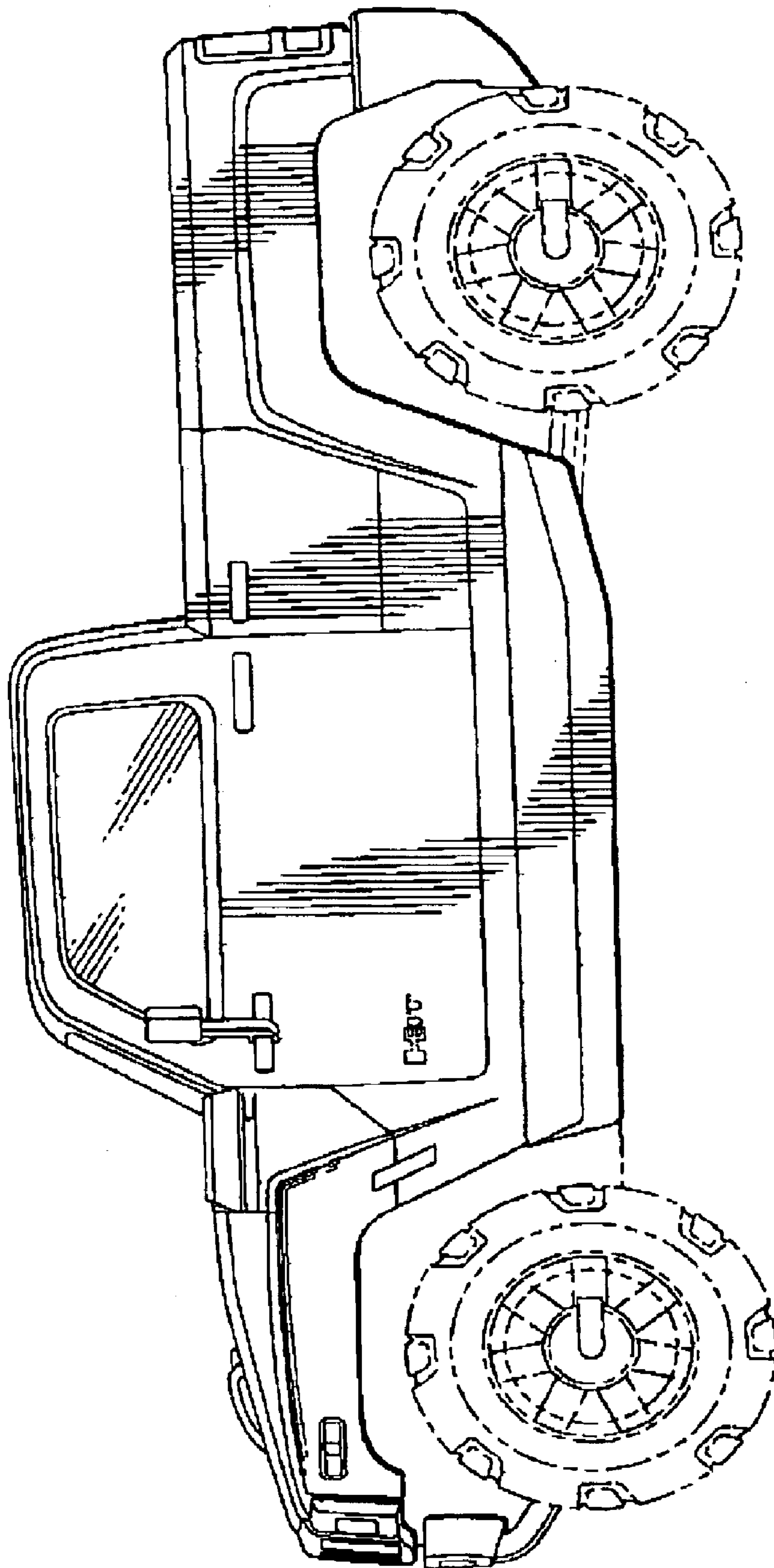


FIG. 3