



US00D521891S

(12) **United States Design Patent**  
**Stromko**

(10) **Patent No.:** **US D521,891 S**

(45) **Date of Patent:** **\*\* May 30, 2006**

(54) **MAGNETIC NOVELTY CUFF**

D301,211 S 5/1989 Kian  
4,905,335 A 3/1990 Tervola  
6,145,341 A 11/2000 Leong

(76) **Inventor:** **Wayne Stromko**, 123 Bethel Ave.,  
Hamilton, NJ (US) 08620

(\*\*) **Term:** **14 Years**

(21) **Appl. No.:** **29/208,682**

(22) **Filed:** **Jul. 2, 2004**

(51) **LOC (8) Cl.** ..... **11-01**

(52) **U.S. Cl.** ..... **D11/15**

(58) **Field of Classification Search** ..... D11/1-30,  
D11/75, 86, 93

See application file for complete search history.

**OTHER PUBLICATIONS**

<http://www.jewellery.tv/images/x1/st/br683.jpg>\*

\* cited by examiner

*Primary Examiner*—Louis S. Zarfes  
*Assistant Examiner*—Michael A. Pratt

(57) **CLAIM**

The ornamental design for a magnetic novelty cuff, as shown and described.

**DESCRIPTION**

FIG. 1 is a front elevational view of a magnetic novelty cuff showing my new design;

FIG. 2 is a rear elevational view thereof;

FIG. 3 is a top plan view thereof;

FIG. 4 is a right side elevational view thereof; and,

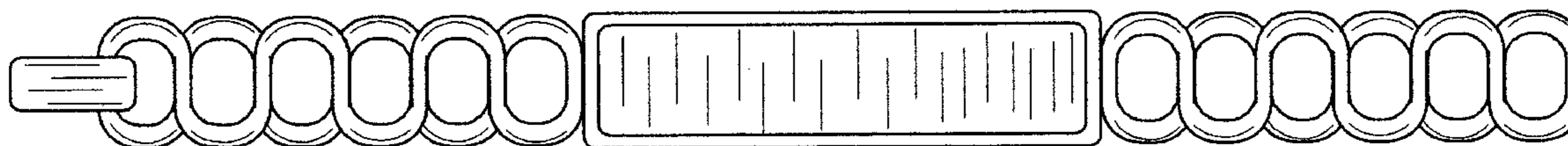
FIG. 5 is a left side elevational view thereof.

**1 Claim, 2 Drawing Sheets**

(56) **References Cited**

**U.S. PATENT DOCUMENTS**

1,799,475 A *	4/1931	Nelson	.....	59/80
D172,332 S *	6/1954	Boots	.....	D11/22
D194,661 S *	2/1963	Vytant	.....	D11/15
3,307,374 A	3/1967	Kirshbaum		
4,095,587 A	6/1978	Ishikawa		
4,325,504 A	4/1982	Amani		



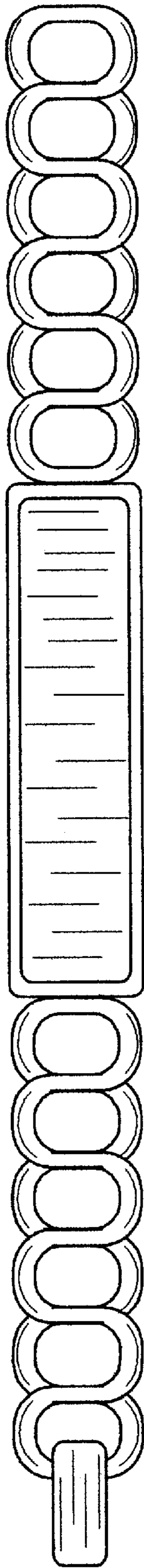


FIG. 1




FIG. 2



FIG. 3



FIG. 4



FIG. 5