



US00D521885S

(12) **United States Design Patent**
Eddy et al.

(10) **Patent No.:** **US D521,885 S**

(45) **Date of Patent:** **** May 30, 2006**

(54) **BREATH ALCOHOL TESTING DEVICE**

(76) Inventors: **Brian C. Eddy**, 1520 Oakbrooke LN,
Eagan, MN (US) 55122; **Chad L.
Ronnebaum**, 424 E. Elder St., Dike, IA
(US) 50624

(**) Term: **14 Years**

(21) Appl. No.: **29/214,655**

(22) Filed: **Oct. 6, 2004**

(51) **LOC (8) Cl.** **10-04**

(52) **U.S. Cl.** **D10/81; D10/78**

(58) **Field of Classification Search** D10/78,
D10/81; 128/719, 745; 180/272; 340/576;
422/84; 436/132, 900; 600/532

See application file for complete search history.

(56) **References Cited**

U.S. PATENT DOCUMENTS

- 4,487,055 A * 12/1984 Wolf 422/84
- 4,996,161 A * 2/1991 Conners et al. 436/900
- D333,441 S * 2/1993 Greene D10/81
- D362,642 S * 9/1995 Howse D10/81

- D381,885 S * 8/1997 Lane D10/81
- 6,454,723 B1 * 9/2002 Montagnino 600/532
- 6,824,520 B1 * 11/2004 Orr et al. 600/532
- 6,899,683 B1 * 5/2005 Mault et al. 600/532

* cited by examiner

Primary Examiner—Antoine D. Davis

(57) **CLAIM**

The ornamental design for a breath alcohol testing device, as shown and described.

DESCRIPTION

FIG. 1 is a front side perspective view of the breath alcohol testing device;
 FIG. 2 is a rear side perspective view thereof;
 FIG. 3 is a top side elevational view thereof;
 FIG. 4 is a bottom side elevational view thereof;
 FIG. 5 is a left side view thereof;
 FIG. 6 is a right side view thereof;
 FIG. 7 is a front right side view thereof;
 FIG. 8 is a rear left side view thereof;
 FIG. 9 is a front elevational view thereof; and,
 FIG. 10 is a rear underneath view thereof.

1 Claim, 5 Drawing Sheets

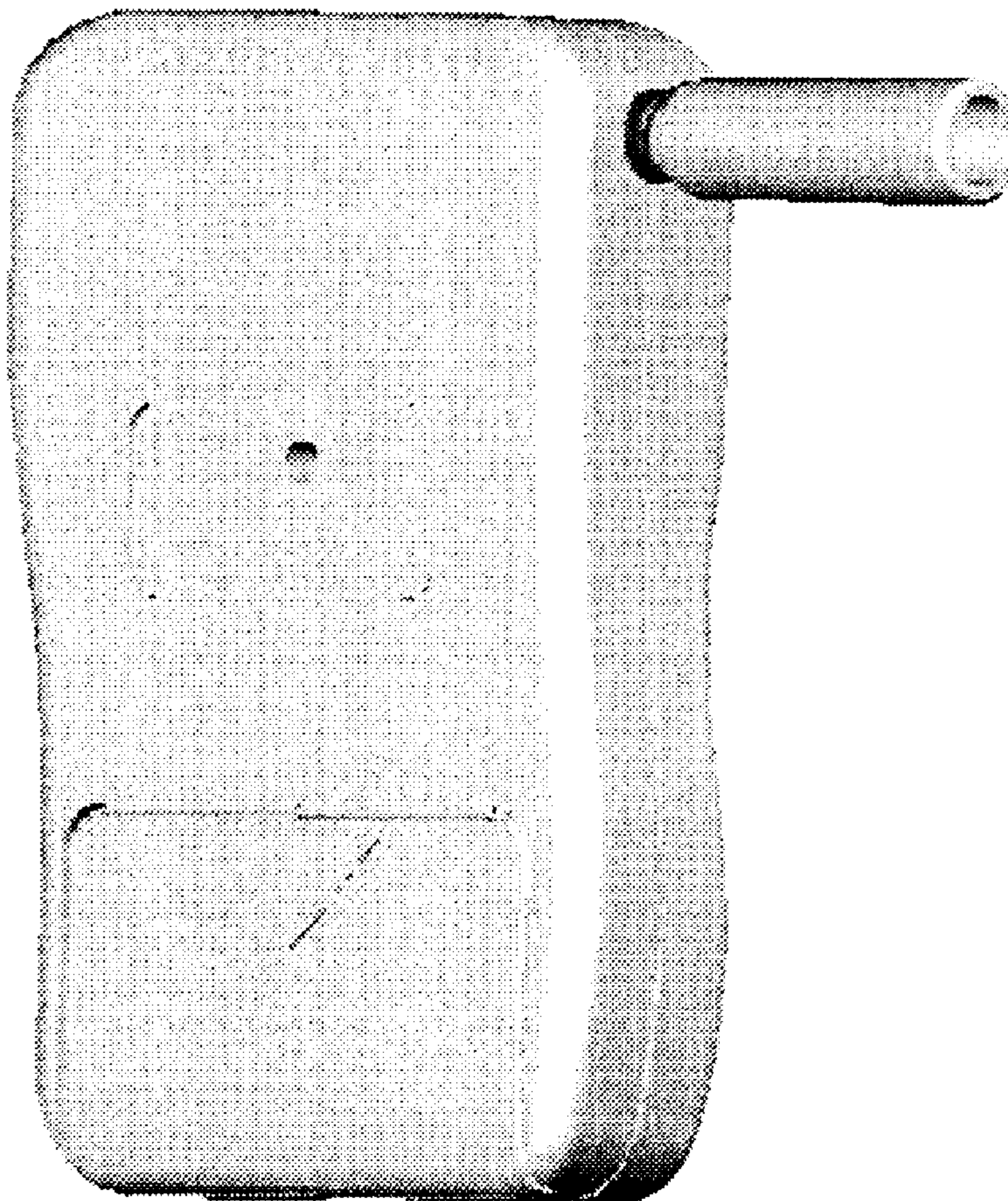


FIG. 1




FIG. 2

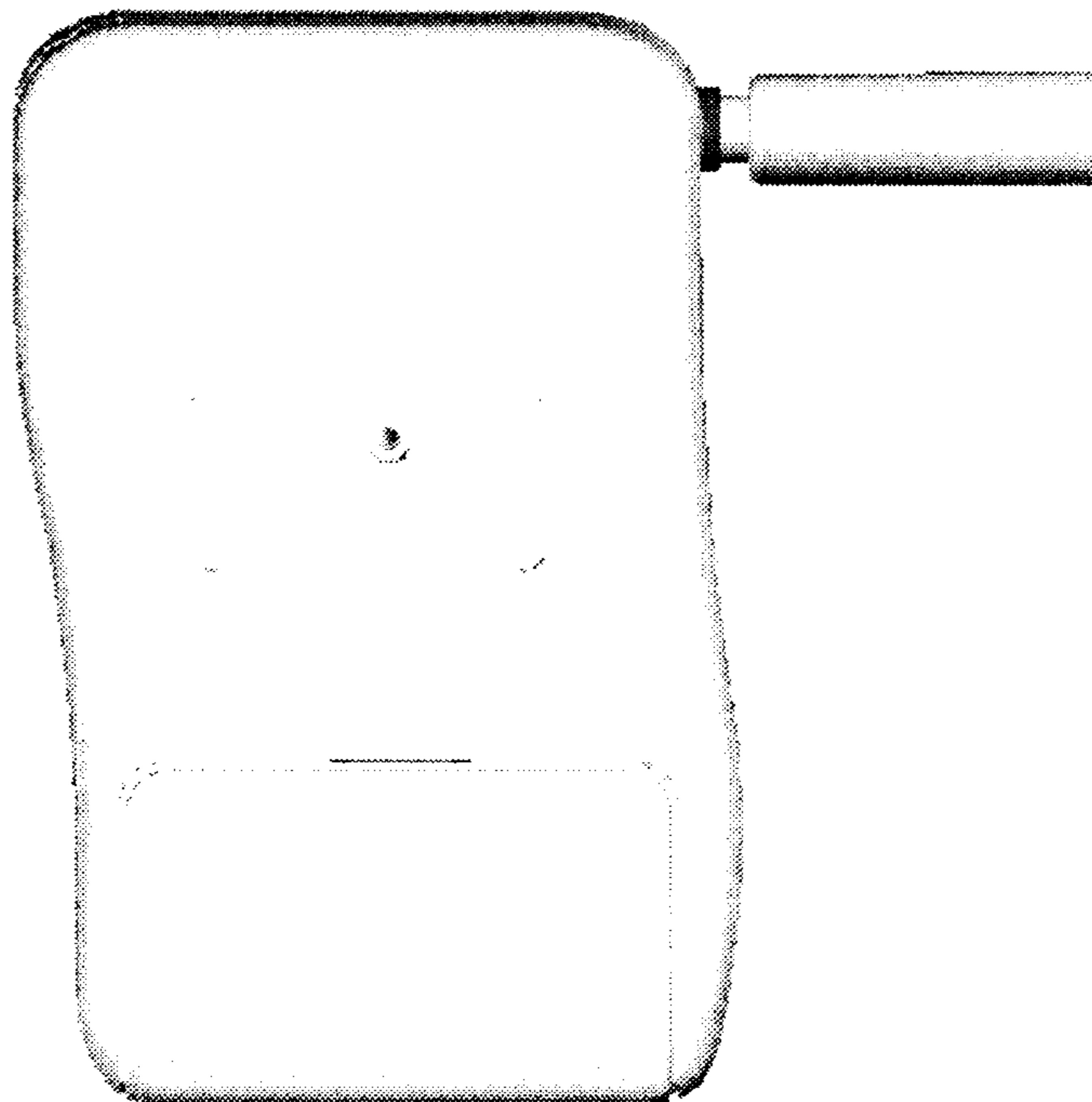


FIG. 3




FIG. 4




FIG. 5




FIG. 6




FIG. 7




FIG. 8




FIG. 9




FIG. 10

