

US00D521881S

(12) **United States Design Patent**
Kirkbride

(10) **Patent No.:** **US D521,881 S**

(45) **Date of Patent:** **** May 30, 2006**

(54) **THERMOMETER WITH FLAVORED TIP**

(76) Inventor: **Don J. Kirkbride**, 4501
Waynesville-Jamestown Rd.,
Jamestown, OH (US) 45335

(**) Term: **14 Years**

(21) Appl. No.: **29/213,939**

(22) Filed: **Sep. 24, 2004**

(51) **LOC (8) Cl.** **10-04**

(52) **U.S. Cl.** **D10/57**

(58) **Field of Classification Search** D10/57;
374/158, 163, 169, 170, 183, 208; 600/549
See application file for complete search history.

(56) **References Cited**

U.S. PATENT DOCUMENTS

4,136,776	A	1/1979	Poncy	
4,222,268	A	9/1980	Greenberg et al.	
4,345,470	A	8/1982	Hof et al.	
D287,829	S	* 1/1987	Osaka D10/57
D298,219	S	* 10/1988	Muller D10/57
D299,907	S	2/1989	Brown, Jr. et al.	
D337,533	S	* 7/1993	Zaragoza D10/57
D401,517	S	11/1998	Smth et al.	
D401,869	S	* 12/1998	Tseng D10/57
5,888,578	A	3/1999	Sanduja et al.	

5,924,430	A	7/1999	Baldauf	
D420,924	S	* 2/2000	Tseng D10/57
6,019,509	A	* 2/2000	Speckbrock et al. 600/549
6,132,086	A	10/2000	Henwood	
6,394,648	B1	* 5/2002	Tseng 374/208
6,406,182	B1	* 6/2002	Chen 374/208
6,637,935	B1	* 10/2003	Chen 374/208
6,641,543	B1	11/2003	Osgoodby	
6,966,694	B1	* 11/2005	Kihira et al. 374/208

* cited by examiner

Primary Examiner—Antoine D. Davis

(57) **CLAIM**

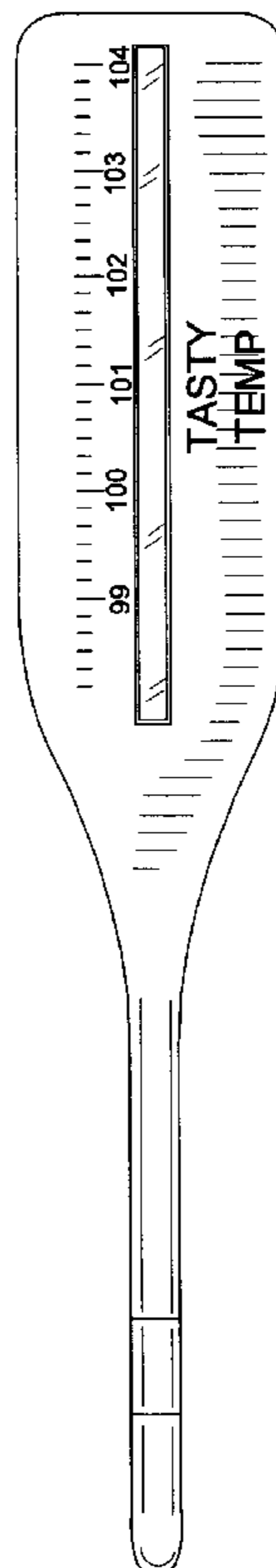
The ornamental design for a thermometer with flavored tip, as shown and described.

DESCRIPTION

FIG. 1 is a top plan view of a thermometer with flavored tip showing my new design;
FIG. 2 is a bottom plan view thereof;
FIG. 3 is a side elevational view thereof;
FIG. 4 is a rear elevational view thereof; and,
FIG. 5 is a front elevational view thereof.

The indicia shown on the figures are for illustrative purposes only and are hereby disclaimed as forming no part of Applicant's claimed invention.

1 Claim, 2 Drawing Sheets



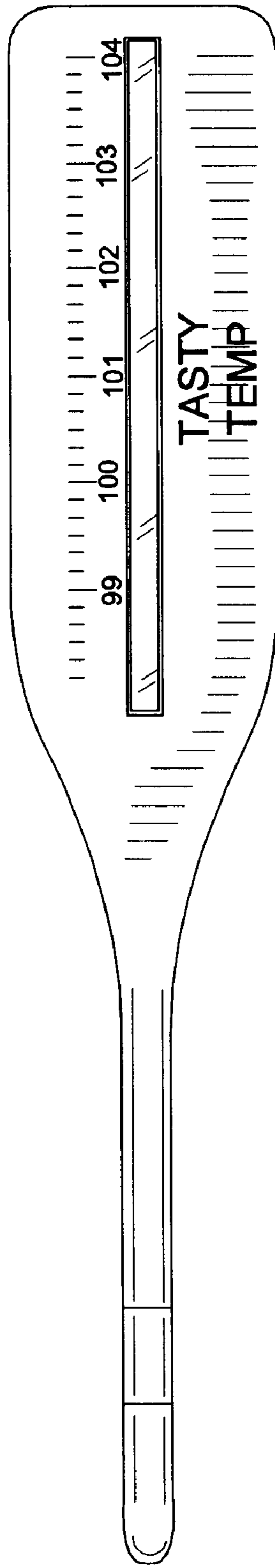


FIG. 1

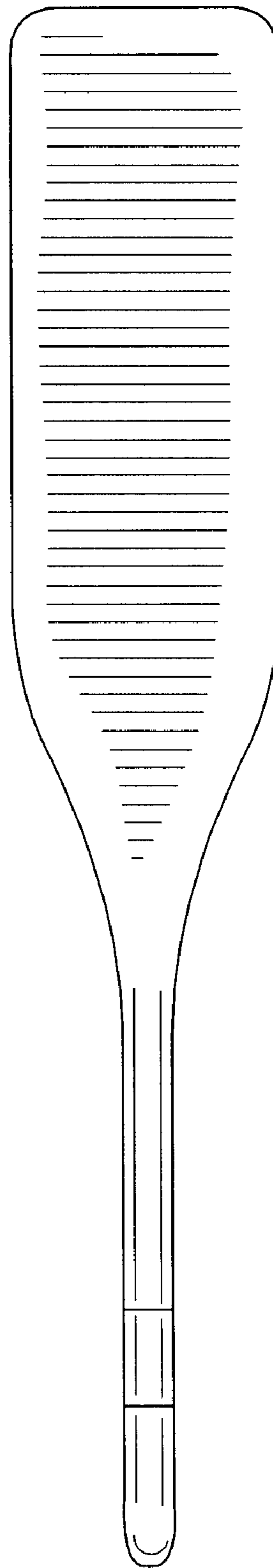


FIG. 2



FIG. 3




FIG. 4



FIG. 5