

US00D521877S

(12) **United States Design Patent**
Whyte

(10) **Patent No.:** **US D521,877 S**

(45) **Date of Patent:** **** May 30, 2006**

(54) **COMBINED CLOCK FACE AND PENDULUM**

Primary Examiner—Lucy Lieberman

(74) *Attorney, Agent, or Firm*—Morgan, Lewis & Bockius

(76) Inventor: **Christopher Whyte**, 1420 Locust St.,
Philadelphia, PA (US) 19102

(57) **CLAIM**

(**) Term: **14 Years**

The ornamental design for a combined clock face and pendulum, as shown and described.

(21) Appl. No.: **29/237,069**

(22) Filed: **Aug. 25, 2005**

DESCRIPTION

(51) **LOC (8) Cl.** **10-01**

FIG. 1 is a front perspective of a combined clock face and pendulum in accordance with the invention;

(52) **U.S. Cl.** **D10/6; D10/8**

FIG. 2 is a right side elevation of a combined clock face and pendulum;

(58) **Field of Classification Search** D10/1–29,
D10/122–132; 368/276–278, 285, 10, 223
See application file for complete search history.

FIG. 3 is a left side elevation of a combined clock face and pendulum;

(56) **References Cited**

U.S. PATENT DOCUMENTS

FIG. 4 is a front elevation of a combined clock face and pendulum;

D125,299 S * 2/1941 Wayman D10/6

FIG. 5 is a rear elevation of a combined clock face and pendulum;

D215,466 S * 10/1969 Jones D10/6

FIG. 6 is a top plan of a combined clock face and pendulum;
and,

D241,521 S * 9/1976 O'Brien D10/8

FIG. 7 is a bottom plan of a combined clock face and pendulum.

D241,625 S * 9/1976 O'Brien D10/8

D273,943 S * 5/1984 Dillon D10/6

D274,986 S * 8/1984 Mermelstein D10/6

D447,958 S * 9/2001 Hansen D10/6


OTHER PUBLICATIONS

Wildwood Designs, Fall–Winter, 2002, p. 1, basketball player clock. Retrieved from internet using Google Advanced Catalog Search, Dec. 10, 2005, <URL:www.wildwooddesigns.com>.*

The broken lines in the drawings are for illustrative purposes only and do not form part of the claimed design.

* cited by examiner

1 Claim, 5 Drawing Sheets






FIG. 1

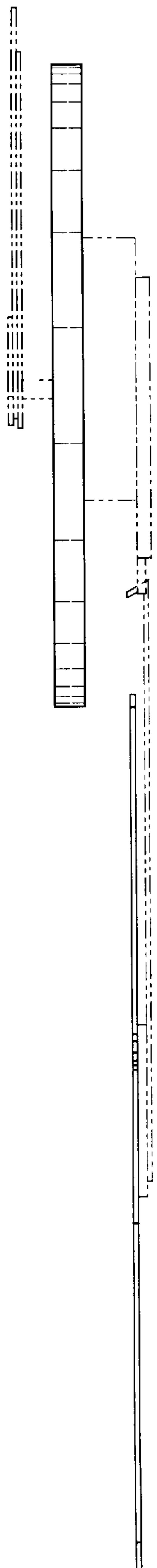


FIG. 2

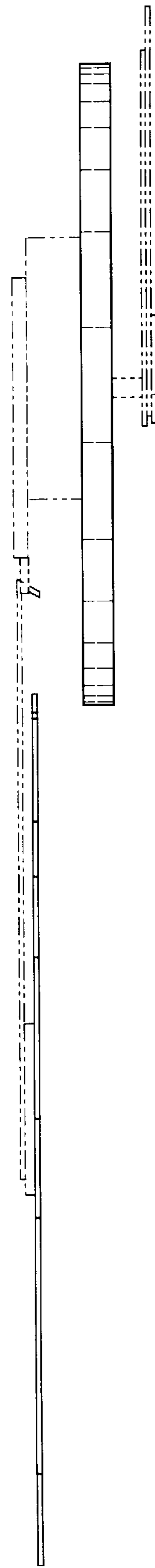


FIG. 3

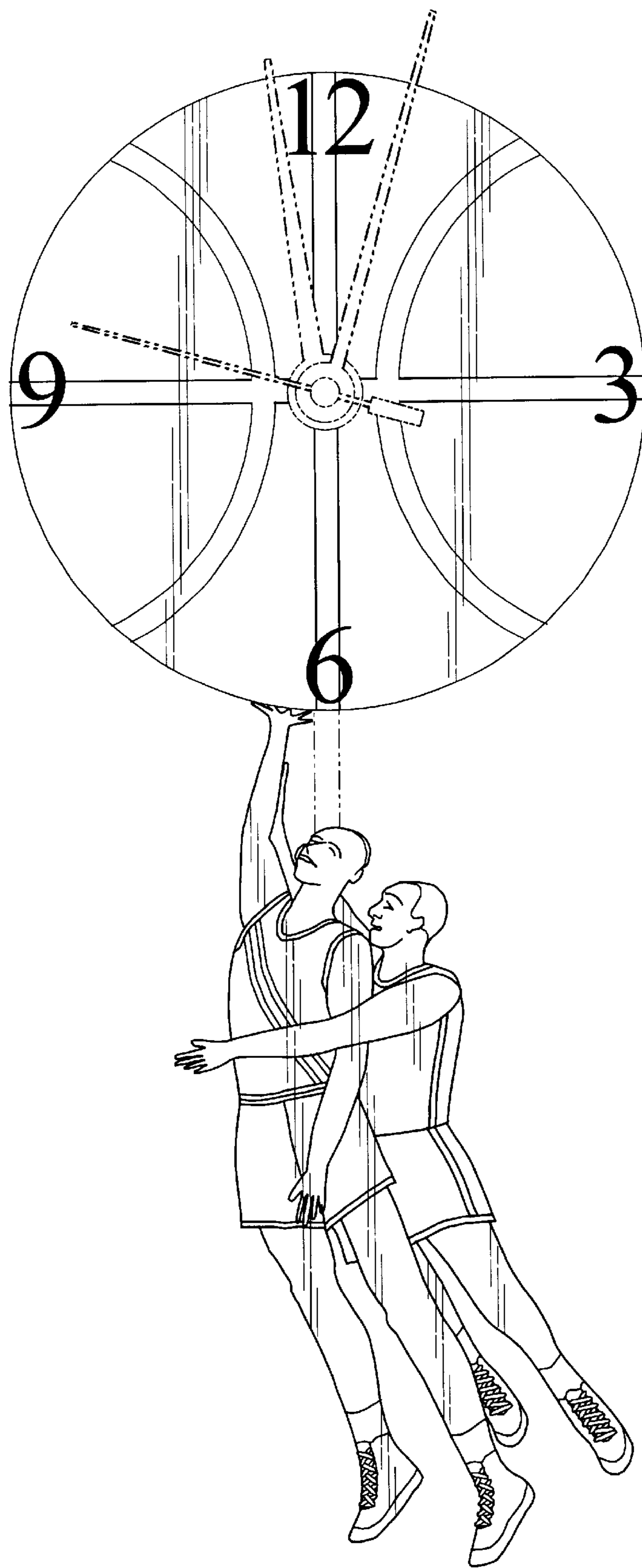


FIG. 4

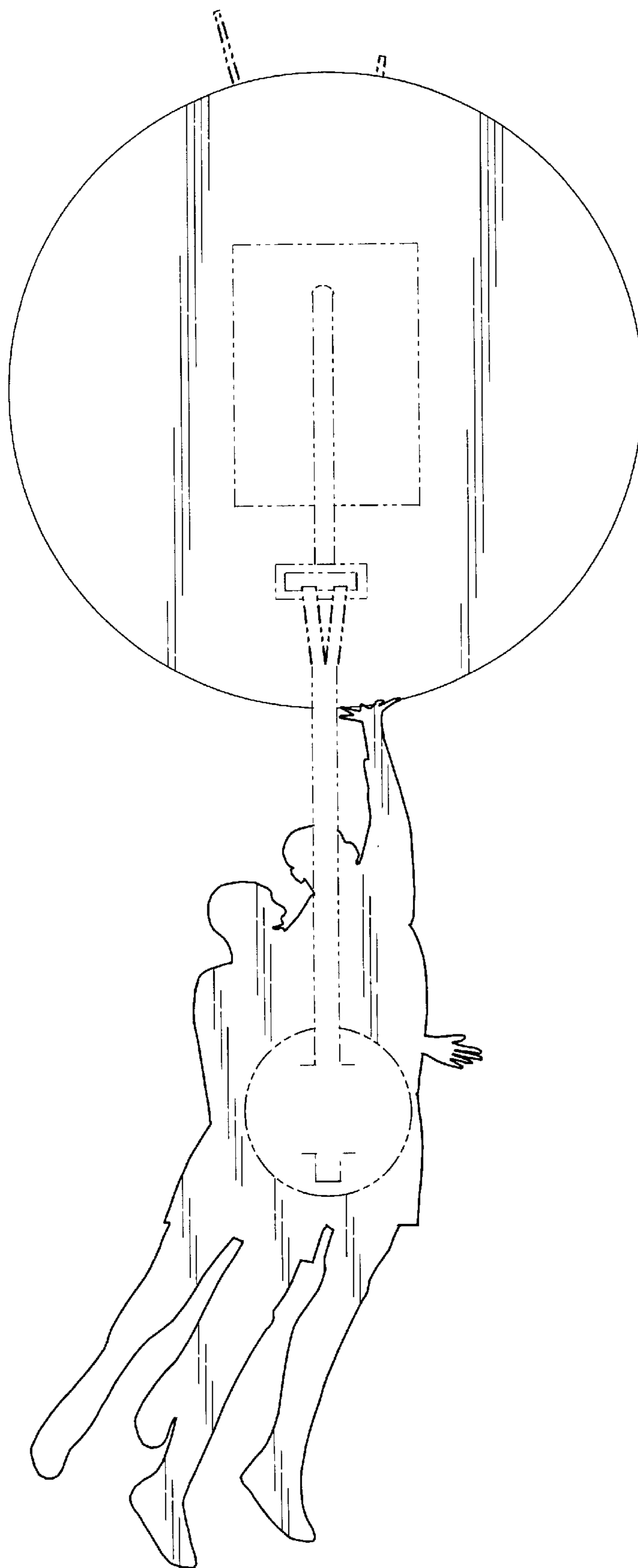


FIG. 5

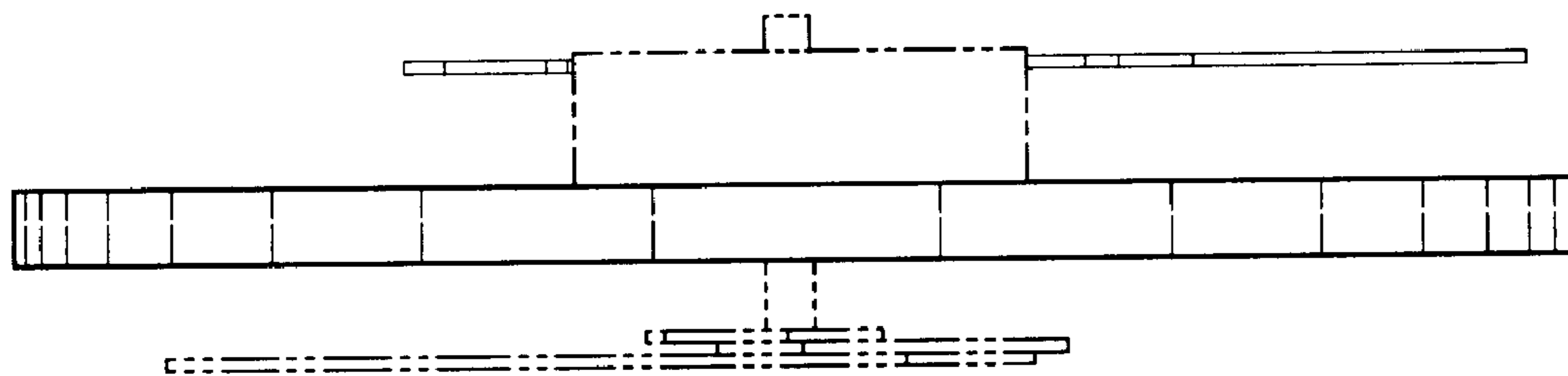


FIG. 6



FIG. 7