



US00D521873S

(12) **United States Design Patent** (10) **Patent No.:** **US D521,873 S**
Ross (45) **Date of Patent:** **** May 30, 2006**

(54) **DISPENSER BOTTLE** D448,678 S * 10/2001 Bakic D9/574
D451,402 S 12/2001 Kokenge et al.
(75) Inventor: **Michael Edward Ross**, Oxford, CT D459,996 S 7/2002 Kuzma et al.
(US) D467,807 S 12/2002 Bakic
D479,470 S 9/2003 Braaten et al.
(73) Assignee: **Unilever Home & Personal Care** D484,417 S 12/2003 Cummings
USA, Division of Conopco, Inc., D486,400 S 2/2004 Bakic
Greenwich, CT (US) D486,741 S 2/2004 Houghton
D486,742 S 2/2004 Houghton

(**) Term: **14 Years**

* cited by examiner

(21) Appl. No.: **29/213,582**

Primary Examiner—Stella Reid

(22) Filed: **Sep. 20, 2004**

Assistant Examiner—Rashida C. McCoy

(51) **LOC (8) Cl.** **09-01**

(74) *Attorney, Agent, or Firm*—Milton L. Honig

(52) **U.S. Cl.** **D9/691**

(58) **Field of Classification Search** D9/691,
D9/500, 515, 529, 542, 545, 560, 574, 575,
D9/682

(57) **CLAIM**

The ornamental design for a dispenser bottle, as shown and described.

See application file for complete search history.

DESCRIPTION

(56) **References Cited**

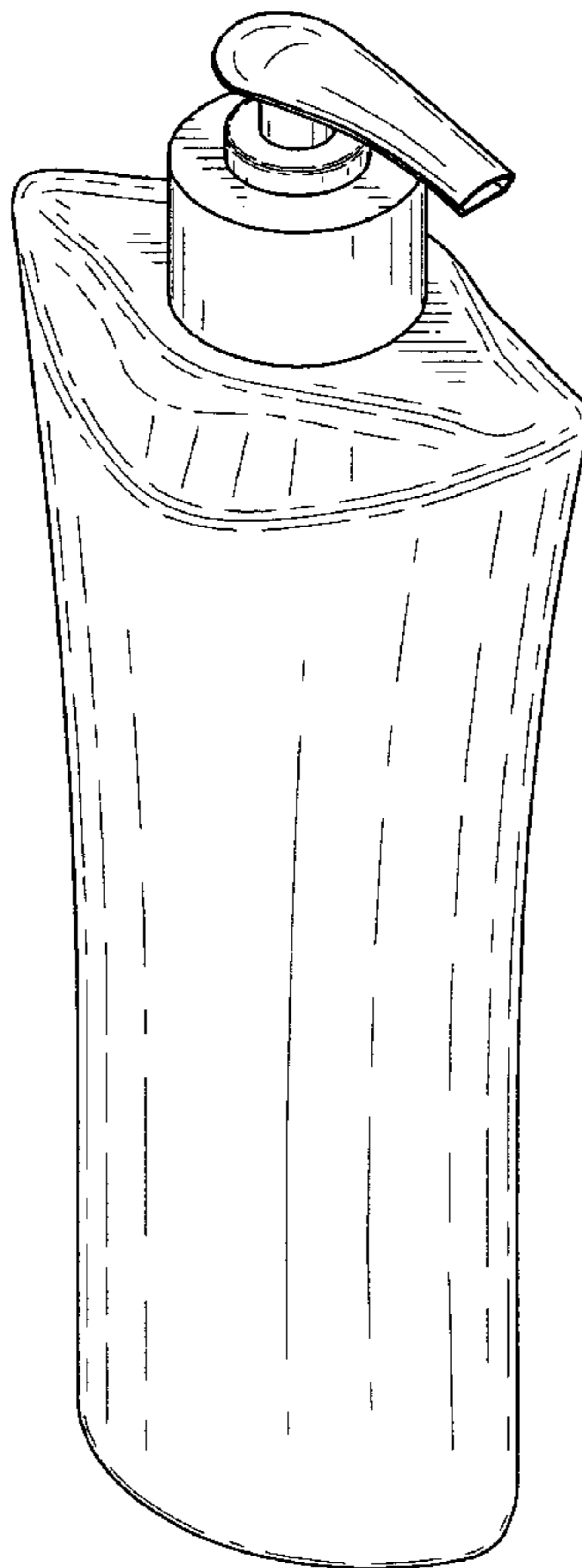
FIG. 1 is a front perspective view of a bottle showing my new design;

U.S. PATENT DOCUMENTS

D309,423 S 7/1990 Alizard
D425,408 S * 5/2000 Bakic D9/695
D432,921 S 10/2000 Gobe
D441,296 S 5/2001 Majerowski
D444,390 S 7/2001 Kokenge et al.
D445,686 S * 7/2001 Daniello et al. D9/448
D446,121 S * 8/2001 Maddy D9/500

FIG. 2 is a front elevational view thereof;
FIG. 3 is a rear elevational view thereof;
FIG. 4 is a right side elevational view thereof;
FIG. 5 is a left side elevational view thereof;
FIG. 6 is a top plan view thereof; and,
FIG. 7 is a bottom plan view thereof.

1 Claim, 4 Drawing Sheets






FIG. 1

FIG. 2

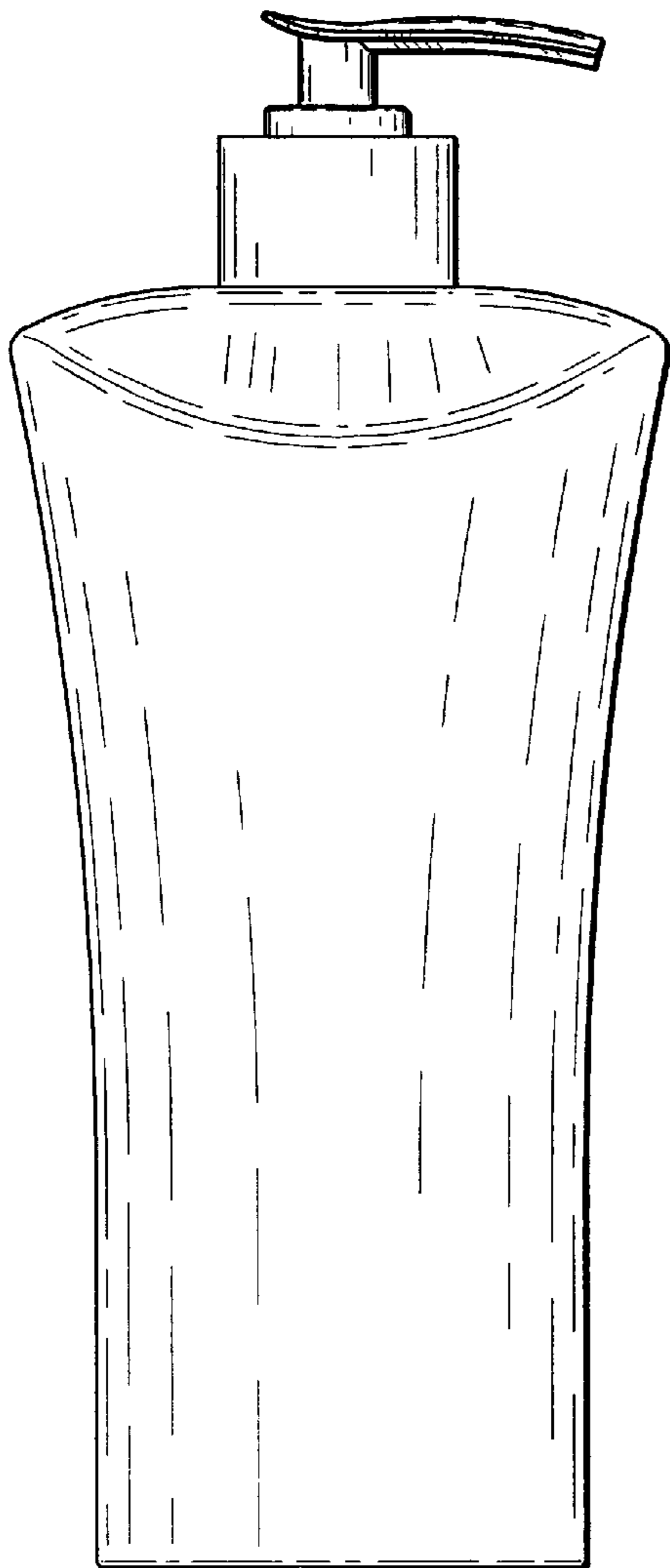


FIG. 3

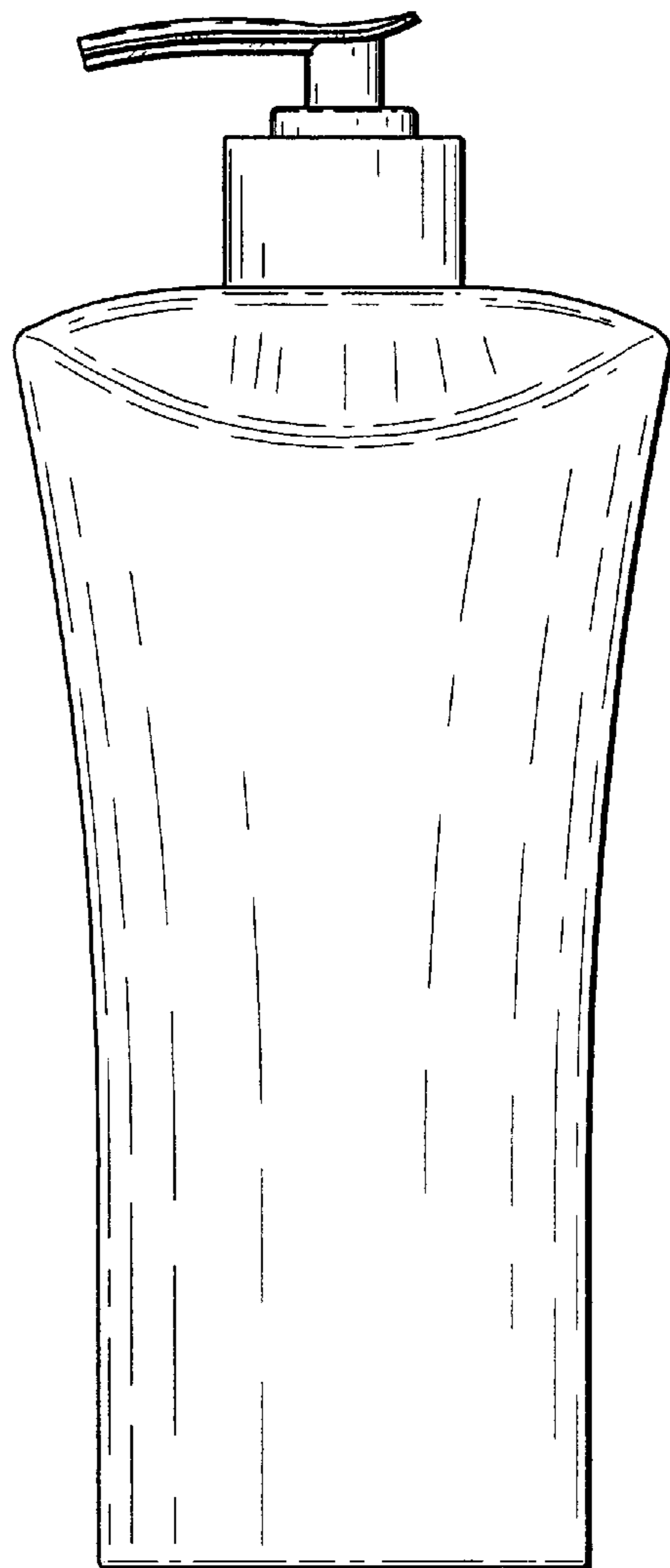


FIG. 4

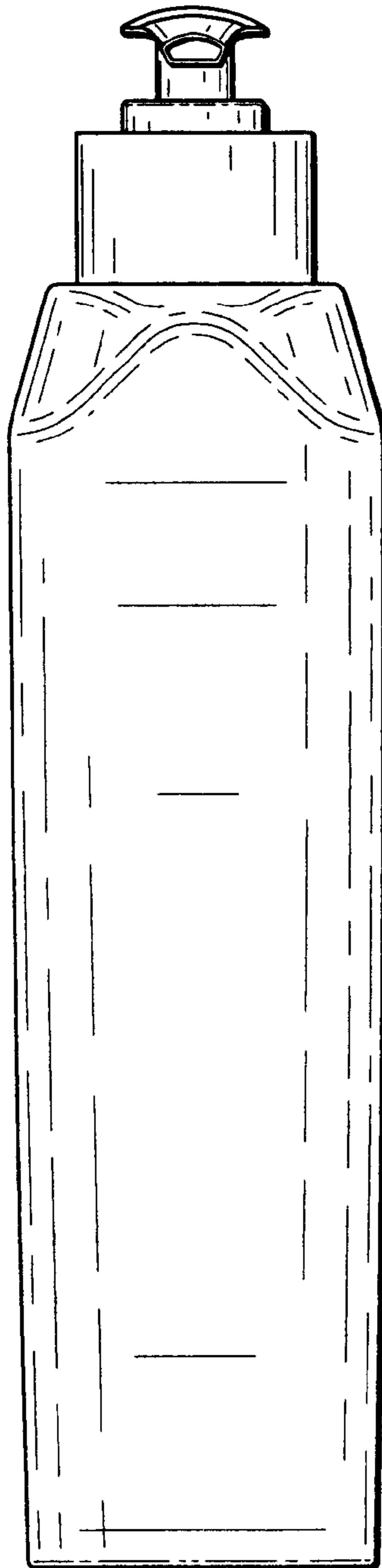


FIG. 5

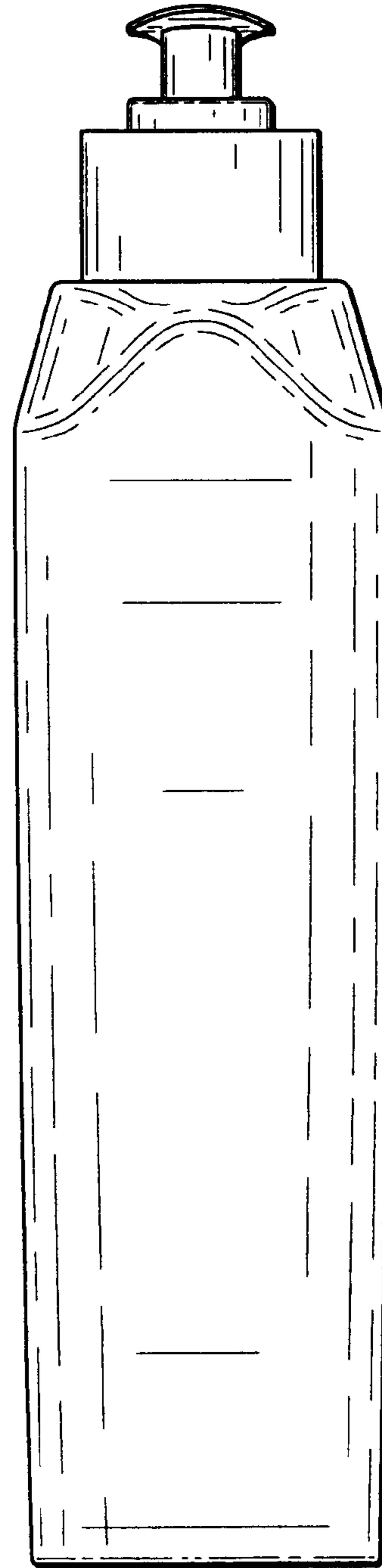


FIG. 6

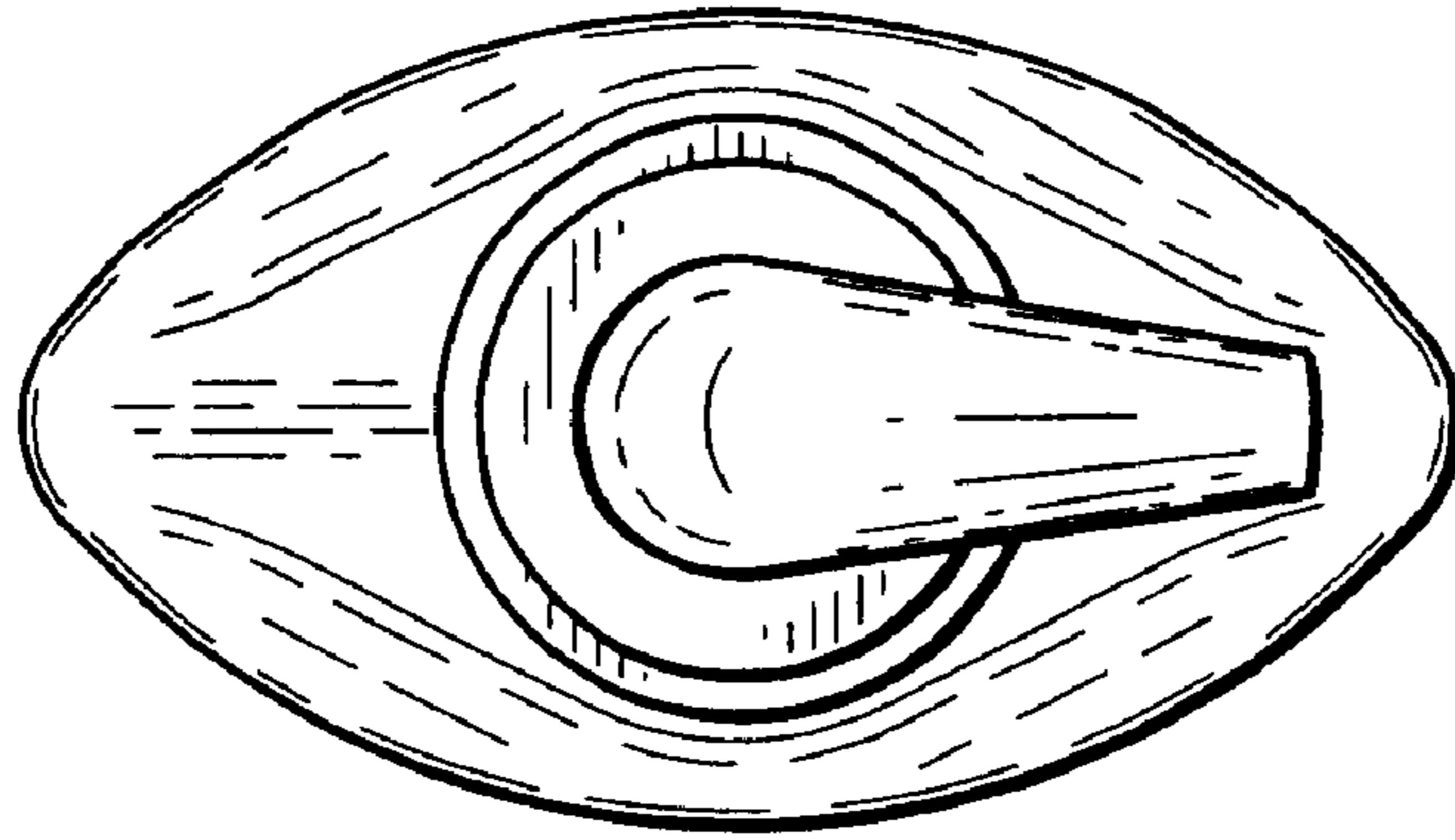


FIG. 7

