



US00D521859S

(12) **United States Design Patent**  
**Maskell et al.**

(10) **Patent No.:** **US D521,859 S**

(45) **Date of Patent:** **\*\* May 30, 2006**

(54) **PRODUCT DISPENSER**

D412,398 S \* 8/1999 Watabe ..... D3/294  
D433,773 S \* 11/2000 Gavin ..... D28/83

(76) Inventors: **Will Maskell**, 55A Highworth Road,  
London (GB), N11 2SN; **Dave Salmon**,  
39 Fearnley St., Watford, Herts, WD18  
0RB (GB)

\* cited by examiner

*Primary Examiner*—Stella Reid  
*Assistant Examiner*—Derrick Holland  
(74) *Attorney, Agent, or Firm*—Bell, Boyd & Lloyd LLC

(\*\*) Term: **14 Years**

(21) Appl. No.: **29/203,975**

(57) **CLAIM**

(22) Filed: **Apr. 22, 2004**

The ornamental design for a product dispenser, as shown and described.

(51) **LOC (8) Cl.** ..... **09-03**

(52) **U.S. Cl.** ..... **D9/414**

(58) **Field of Classification Search** ..... D9/414,  
D9/416, 424; D28/8, 8.1; 206/822–823, 828;  
220/213, 345.1, 345.2

**DESCRIPTION**

See application file for complete search history.

FIG. 1 is a front perspective view of a product dispenser,  
showing my new design;  
FIG. 2 is a front view thereof;  
FIG. 3 is a top view thereof; and,  
FIG. 4 is a left side view thereof, wherein the right side view  
is a mirror image.

(56) **References Cited**

**U.S. PATENT DOCUMENTS**

D83,048 S \* 1/1931 Kline ..... D28/83

**1 Claim, 2 Drawing Sheets**

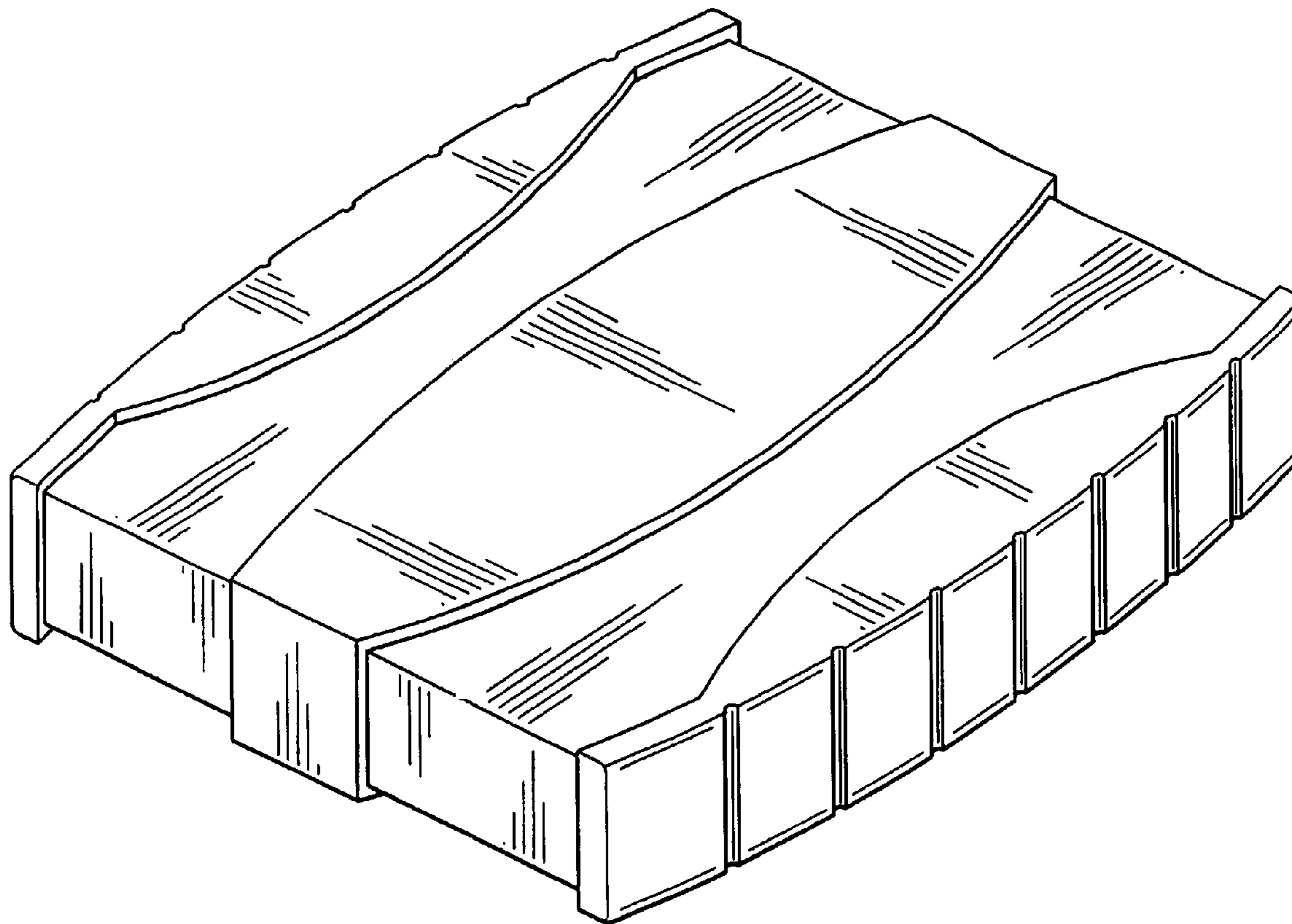


FIG.1

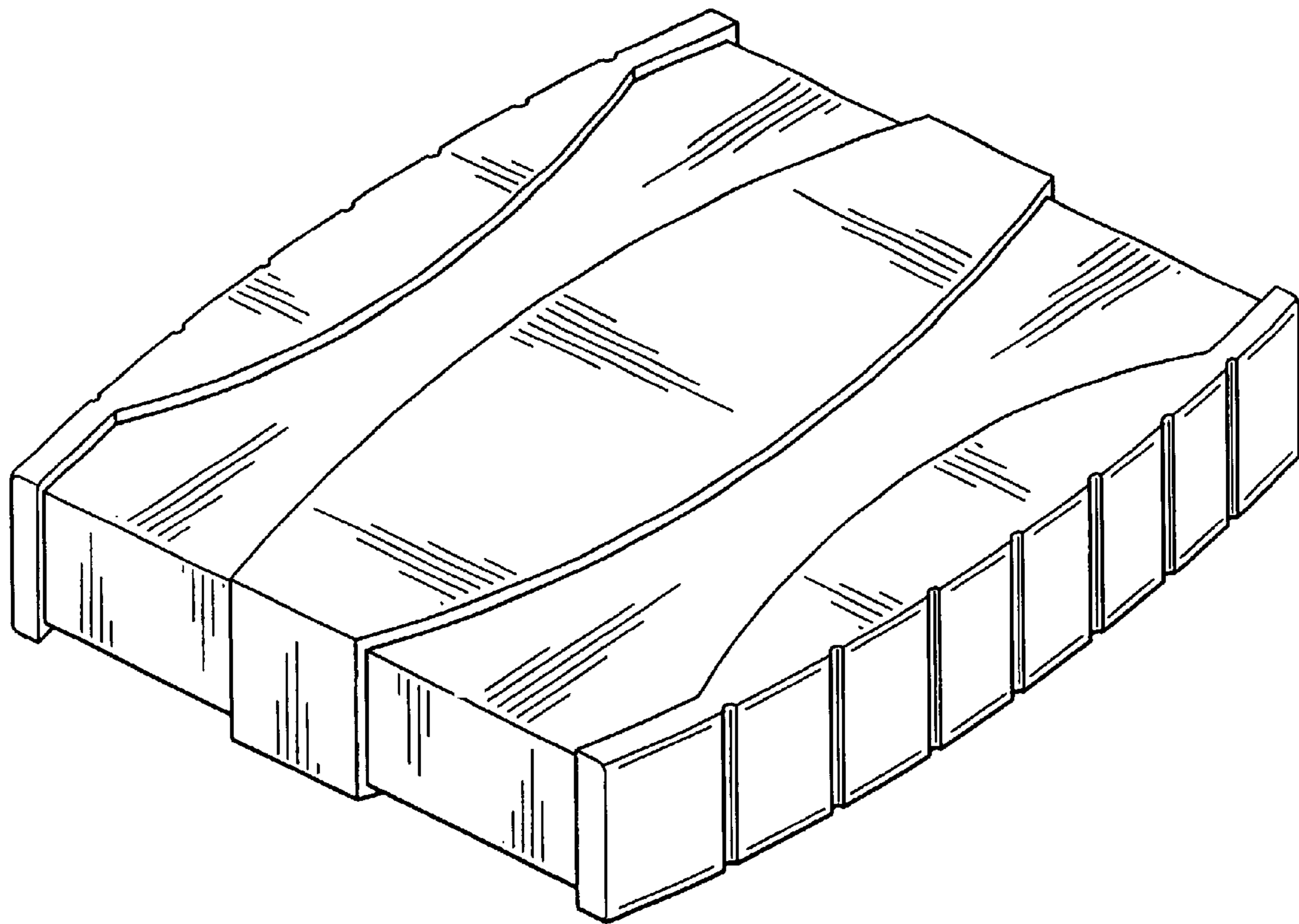


FIG. 2

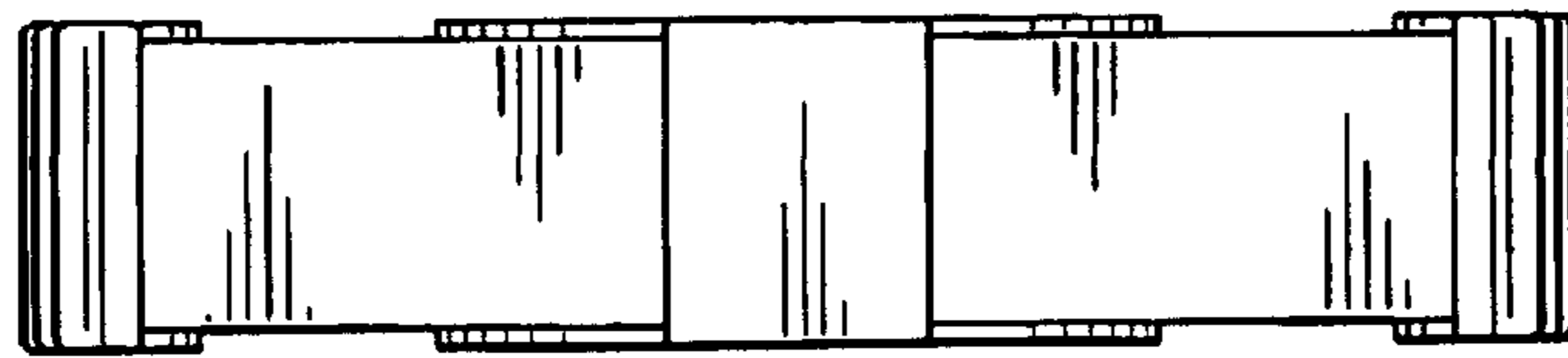


FIG. 3

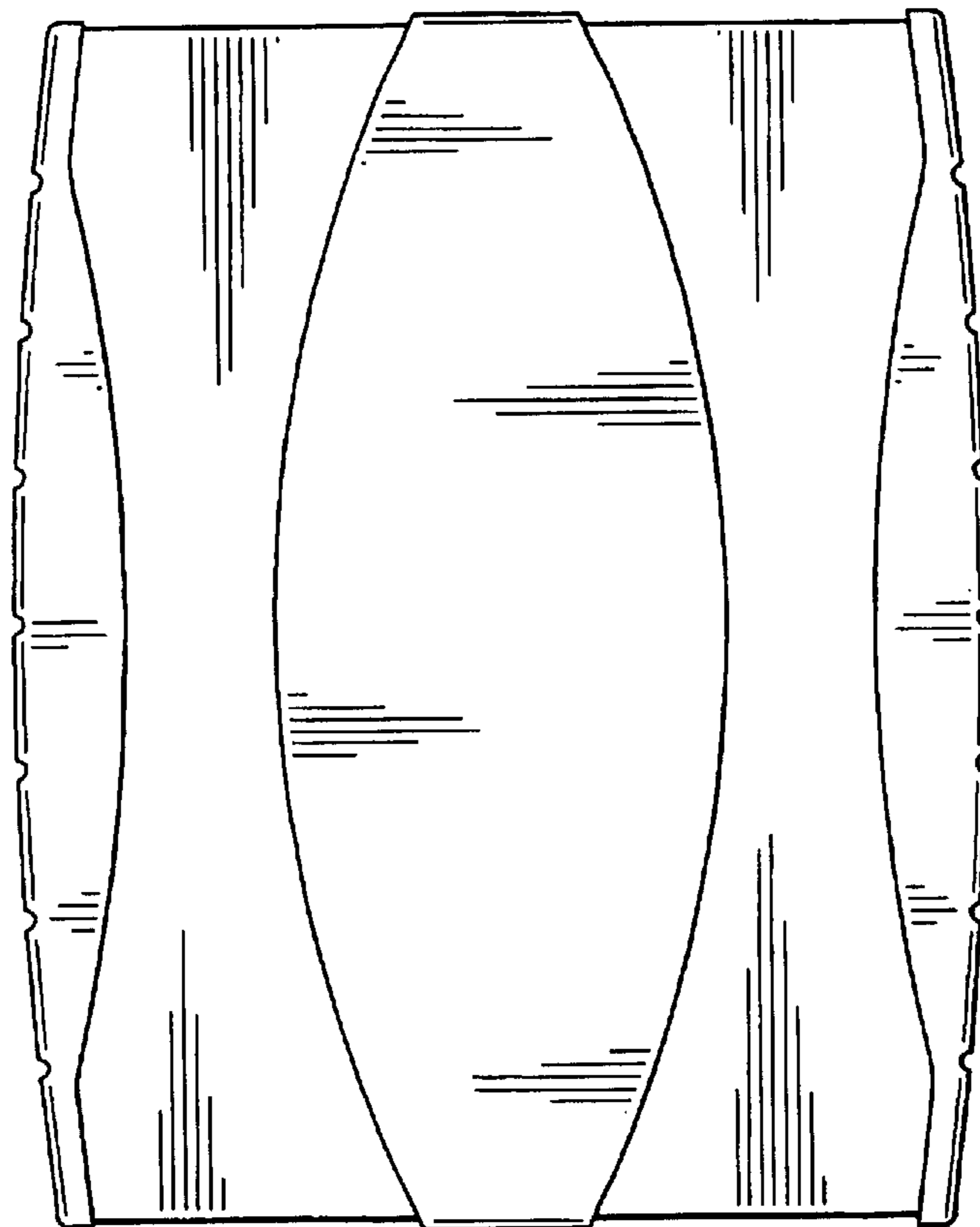


FIG. 4

