

US00D521852S

(12) **United States Design Patent**
Hall et al.

(10) **Patent No.:** **US D521,852 S**
(45) **Date of Patent:** **** May 30, 2006**

(54) **SUPPORT BRACKET**

(76) Inventors: **Leander Hall**, 2724 Tinstree Dr.,
Colonial Heights, VA (US) 23834;
Kelly C. Hall, 4046 Hyde Park Dr.,
Chester, VA (US) 23831

(**) Term: **14 Years**

(21) Appl. No.: **29/230,874**

(22) Filed: **May 31, 2005**

(51) **LOC (8) Cl.** **08-05**

(52) **U.S. Cl.** **D8/354**

(58) **Field of Classification Search** D8/349,
D8/354, 380; D12/106; 182/45, 82, 113;
248/27.1, 200, 231.71, 235, 284.1, 300
See application file for complete search history.

(56) **References Cited**

U.S. PATENT DOCUMENTS

2,226,359	A	*	12/1940	Spencer	248/235
2,822,100	A		2/1958	Pesta		
2,959,396	A		11/1960	Lawrence		
3,717,268	A	*	2/1973	Snodgrass	414/522
3,863,900	A	*	2/1975	Dagiel et al.	256/59
4,135,681	A		1/1979	Cooper		
4,519,738	A	*	5/1985	Wood	414/483
4,687,219	A	*	8/1987	Renzio	280/414.1
D306,415	S	*	3/1990	Godbersen	D12/106
5,040,937	A		8/1991	Godbersen		
5,100,283	A		3/1992	Carty		

5,259,477	A	*	11/1993	Fears et al.	182/82
D347,721	S		6/1994	Carter, Jr.		
5,570,880	A	*	11/1996	Nordgran	473/481
D377,751	S	*	2/1997	Koebbe	D8/355
5,799,368	A	*	9/1998	Young	16/92
D425,402	S	*	5/2000	Welborn et al.	D8/354
D430,479	S	*	9/2000	McDonald	D8/354
D430,789	S	*	9/2000	Opperman	D8/363

* cited by examiner

Primary Examiner—Holly H. Baynham

(74) *Attorney, Agent, or Firm*—Donald R. Schoonover

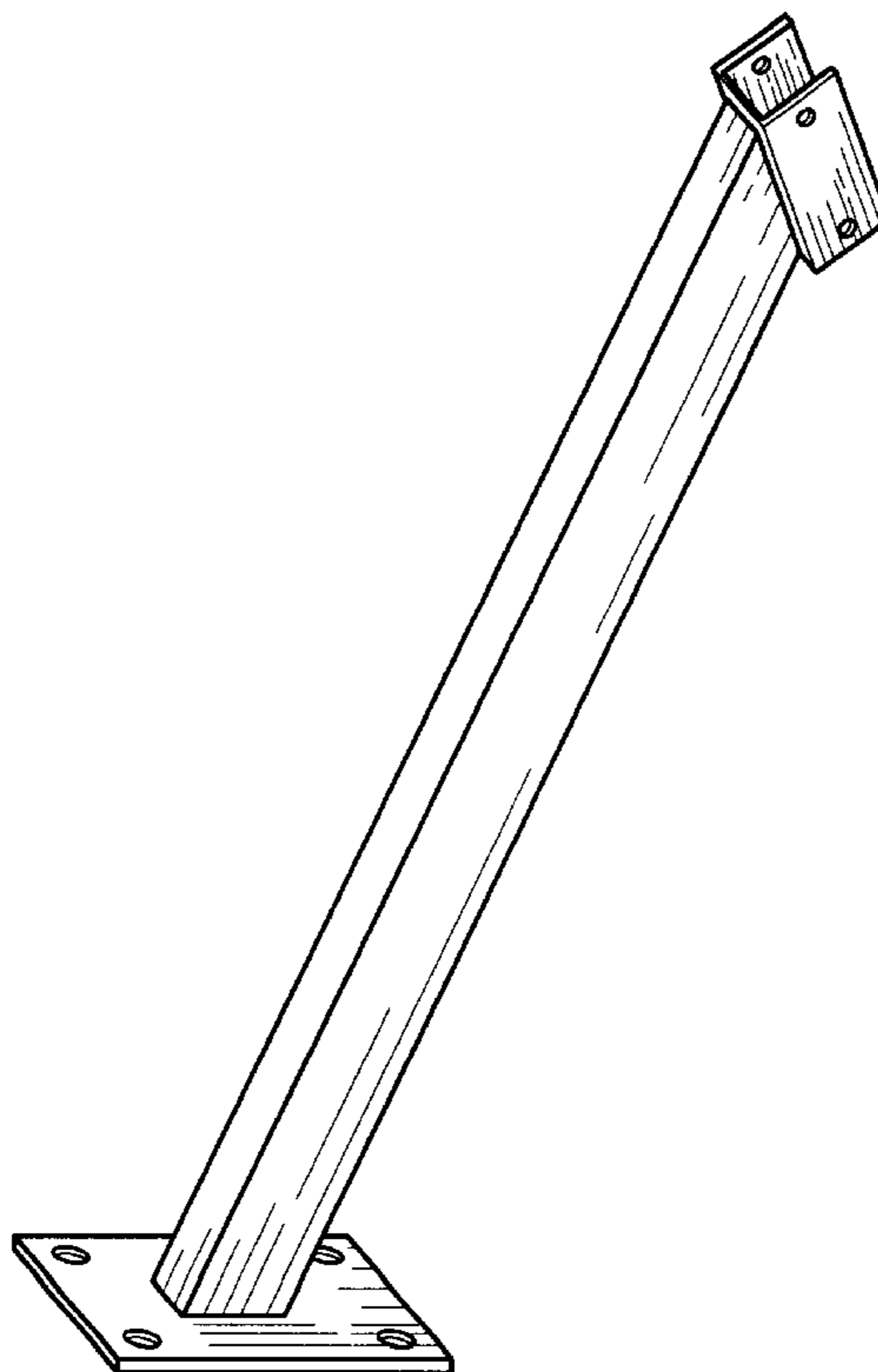
(57) **CLAIM**

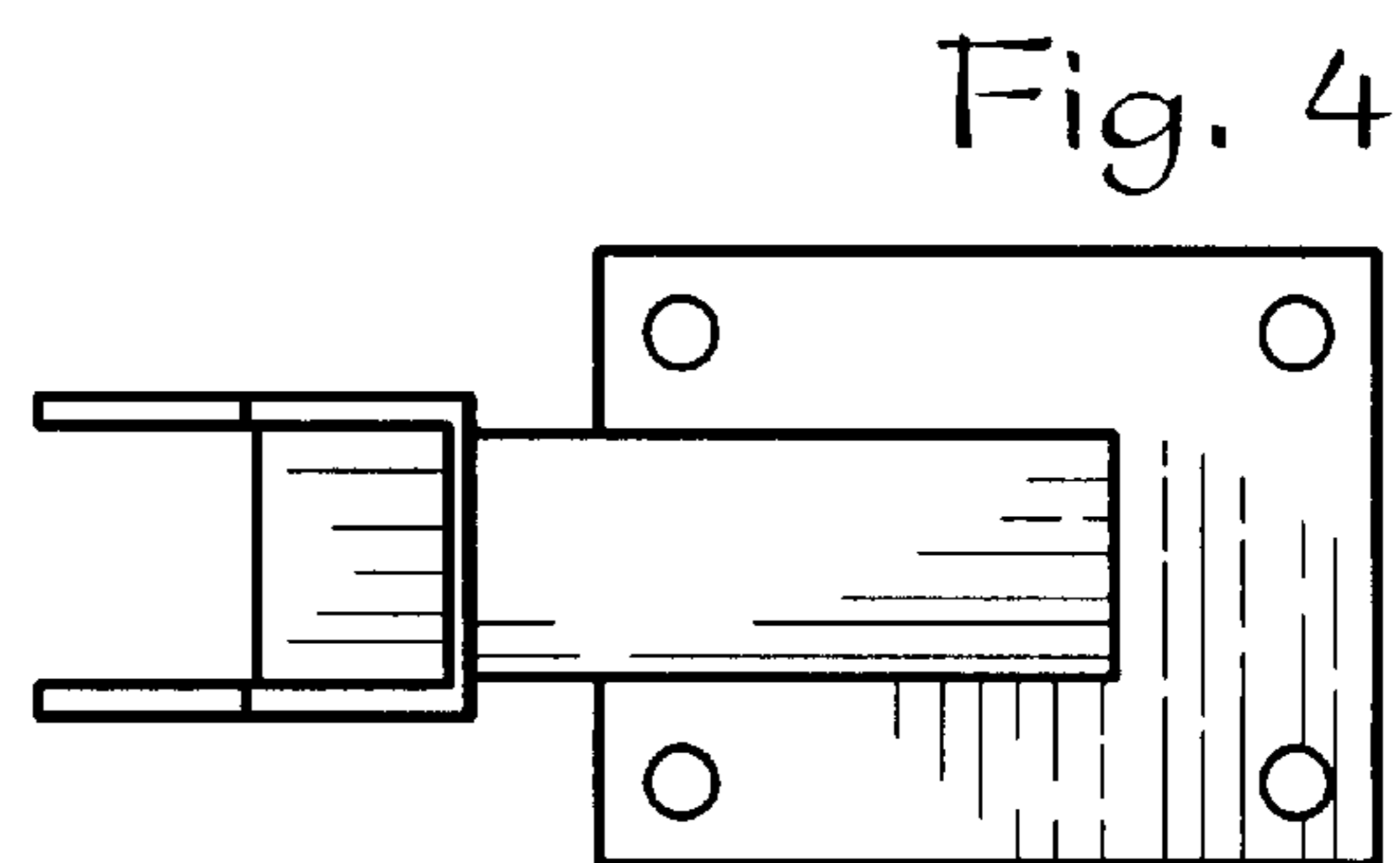
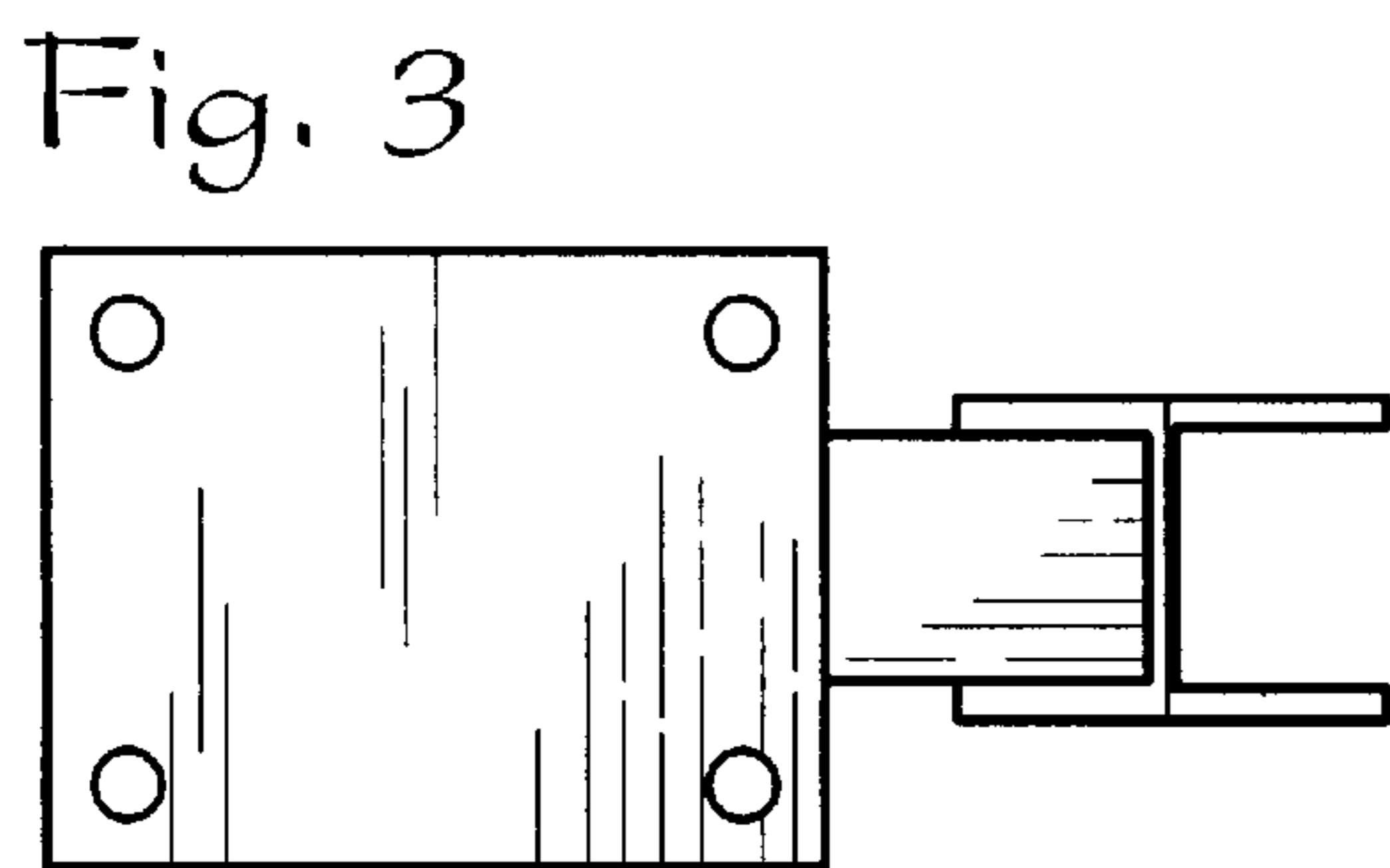
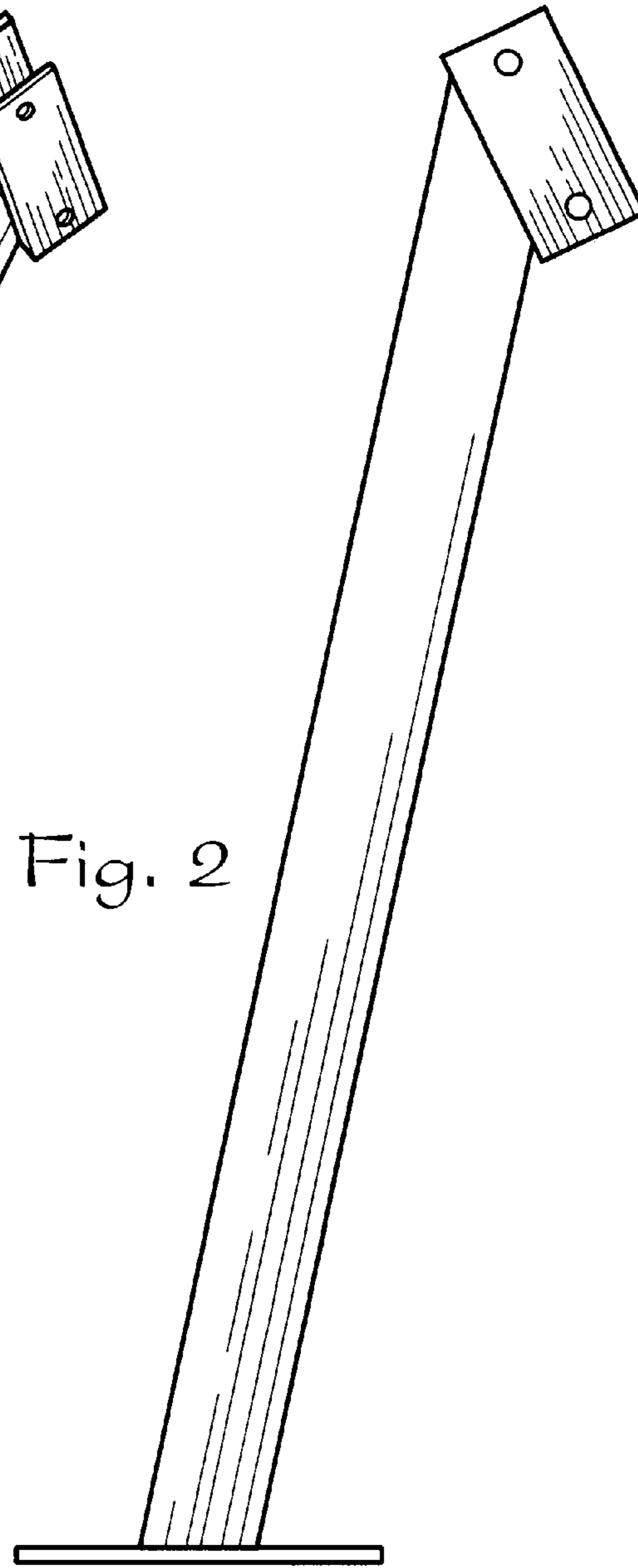
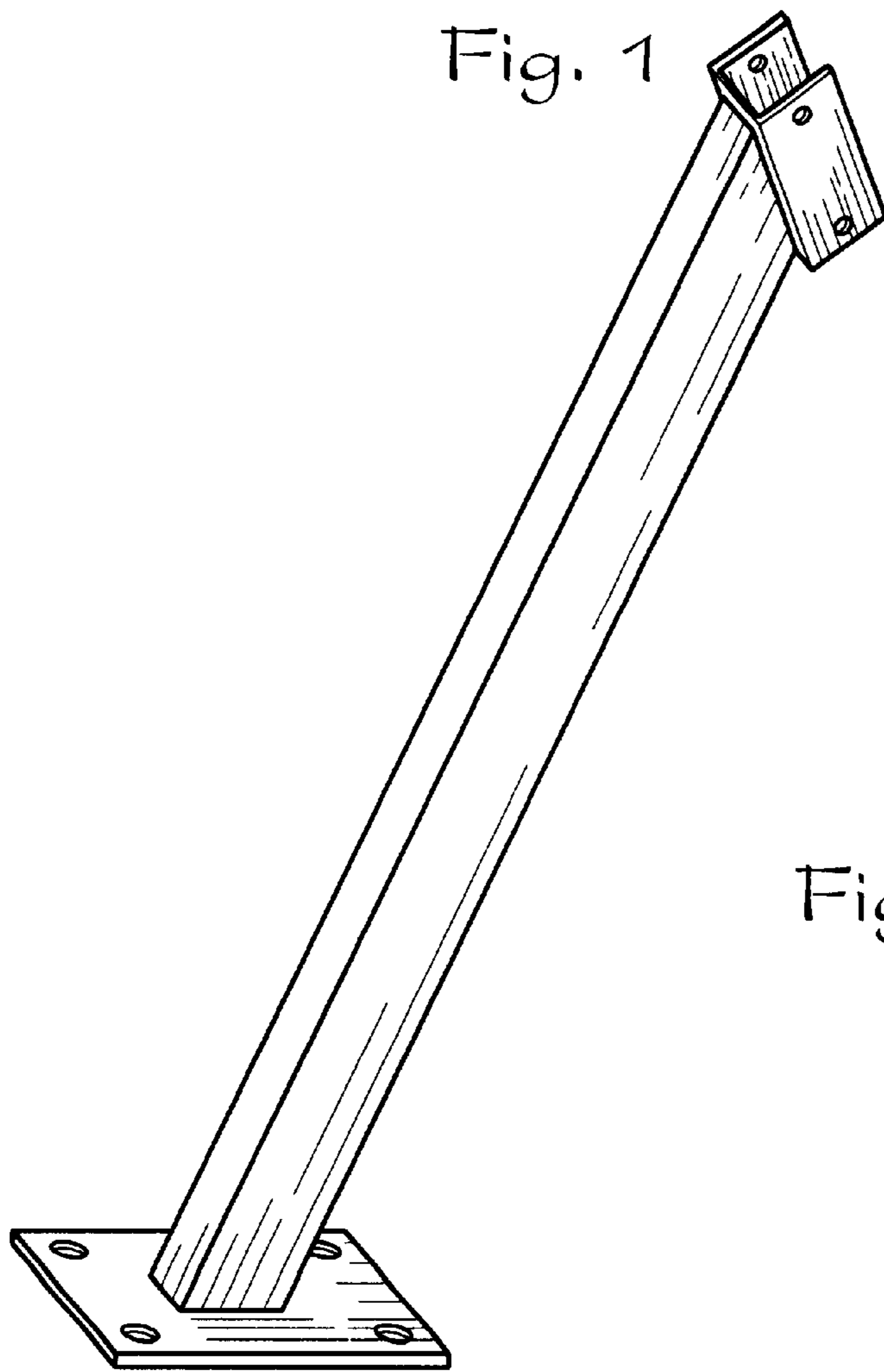
We claim the ornamental design for a support bracket, as shown and described.

DESCRIPTION

FIG. 1 is a perspective view of a support bracket showing our new design;
FIG. 2 is a side elevational view thereof, the elevational view of the opposing side being a mirror image thereof;
FIG. 3 is a bottom plan view thereof;
FIG. 4 is a top plan view thereof;
FIG. 5 is a front elevational view thereof;
FIG. 6 is a rear elevational view thereof; and,
FIG. 7 is a reduced side elevational view showing the support bracket in use; the broken lines depict environmental structure for illustrative purposes only and form no part of the claimed design.

1 Claim, 3 Drawing Sheets





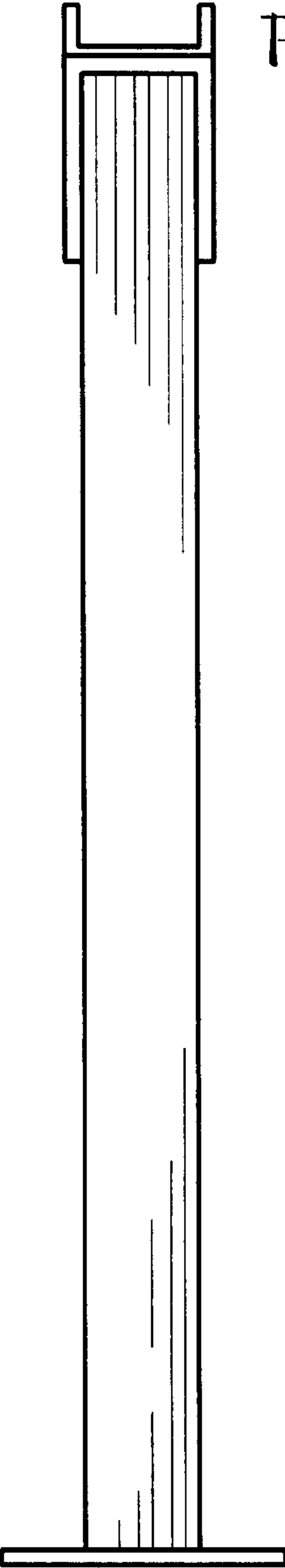


Fig. 5

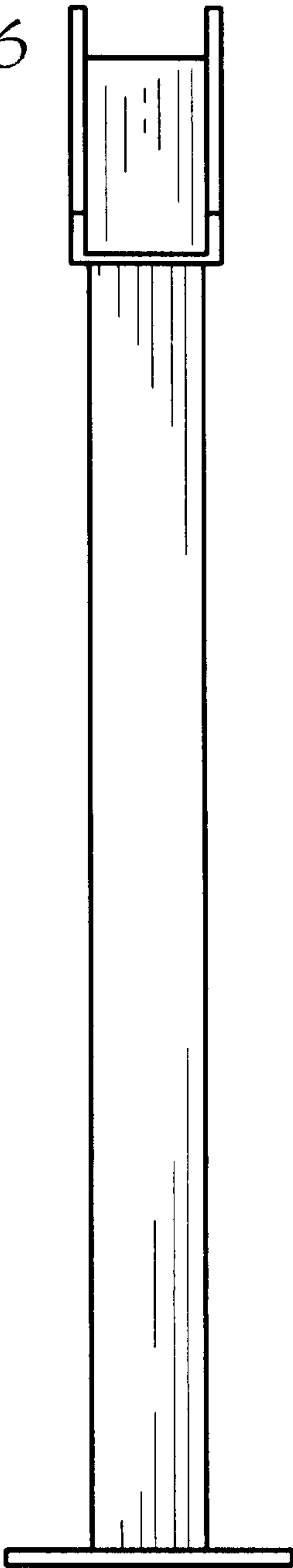


Fig. 6

Fig. 7

