



US00D521842S

(12) **United States Design Patent**
Hung

(10) **Patent No.:** **US D521,842 S**

(45) **Date of Patent:** **** May 30, 2006**

(54) **MALLET**

D490,679 S * 6/2004 Hung D8/77

(76) Inventor: **Yi-Kung Hung**, No. 29, Putou St.,
Lochin Li, Lukang Chen, Changhua
Hsien (TW)

(**) Term: **14 Years**

(21) Appl. No.: **29/222,960**

(22) Filed: **Feb. 8, 2005**

(51) **LOC (8) Cl.** **08-02**

(52) **U.S. Cl.** **D8/78; D8/77**

(58) **Field of Classification Search** D8/75,
D8/76, 77, 78, 79, 80, 81; 81/19, 20, 21,
81/22, 23; 7/143, 144, 145, 146; 254/26 R,
254/26 E; 30/308.1, 308.2

See application file for complete search history.

(56) **References Cited**

U.S. PATENT DOCUMENTS

D142,772 S	*	11/1945	Cline, Jr.	D8/78
3,341,261 A	*	9/1967	Fenlin	403/249
D264,931 S	*	6/1982	Jones	D8/78
4,683,784 A	*	8/1987	Lamont	81/22
5,248,002 A	*	9/1993	Williams	81/20
D350,889 S	*	9/1994	Frierman	D8/78
5,758,552 A	*	6/1998	Myers et al.	81/20
6,095,497 A	*	8/2000	Chen	254/19
D468,181 S	*	1/2003	Hung	D8/78

OTHER PUBLICATIONS

Ben Meadows Catalog, Fall 2002, p. 109, axes, found on
Google Catalogs search engine.*

Diamond Pacific Catalog, 2002, p. 98, hammers, found on
Google Catalogs Search engine.*

* cited by examiner

Primary Examiner—Philip S. Hyder

(74) *Attorney, Agent, or Firm*—Rosenberg, Klein & Lee

(57) **CLAIM**

The ornamental design for a mallet, as shown and described.

DESCRIPTION

FIG. 1 is a perspective view of a mallet showing my new
design;

FIG. 2 is a front elevational view thereof;

FIG. 3 is a rear elevational view thereof;

FIG. 4 is a left side elevational view thereof;

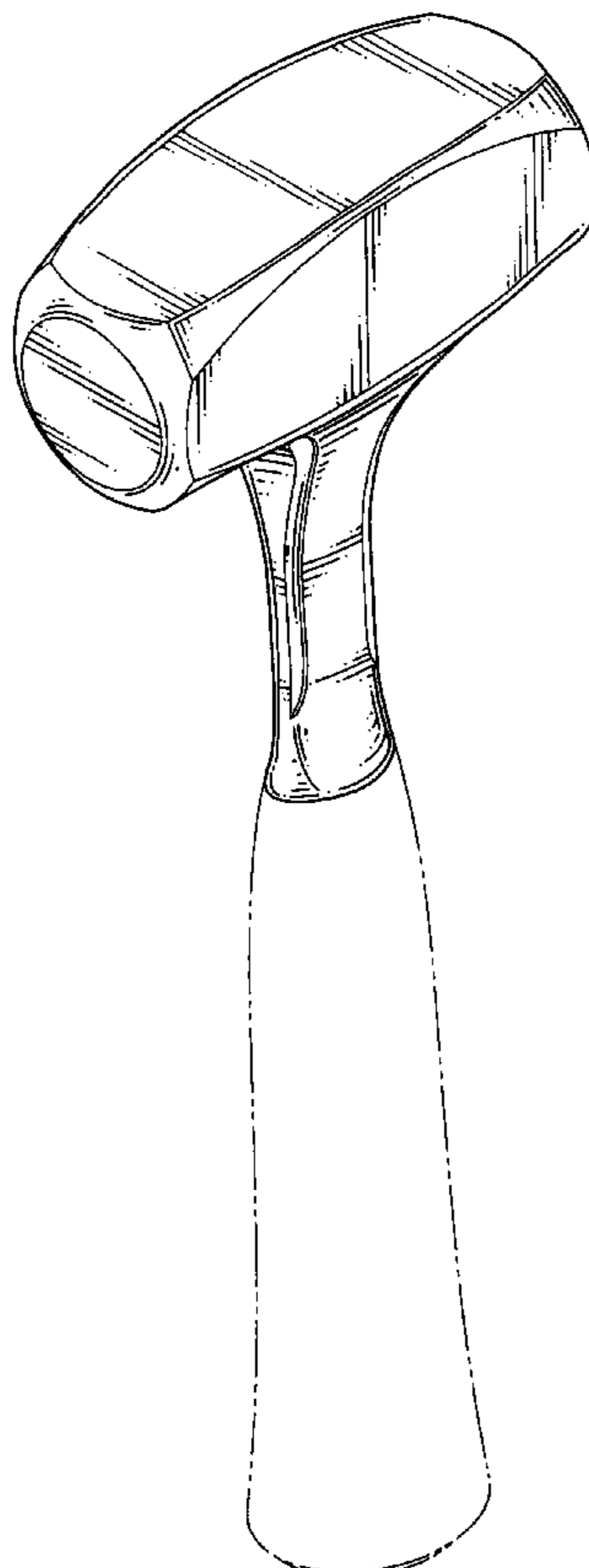
FIG. 5 is a right side elevational view thereof;

FIG. 6 is a top plan view thereof; and,

FIG. 7 is a cross sectional bottom plan view thereof along
line 7—7 in FIG. 2.

Wherein the broken lines are shown for illustrative purposes
only and form no part of the claimed design.

1 Claim, 6 Drawing Sheets



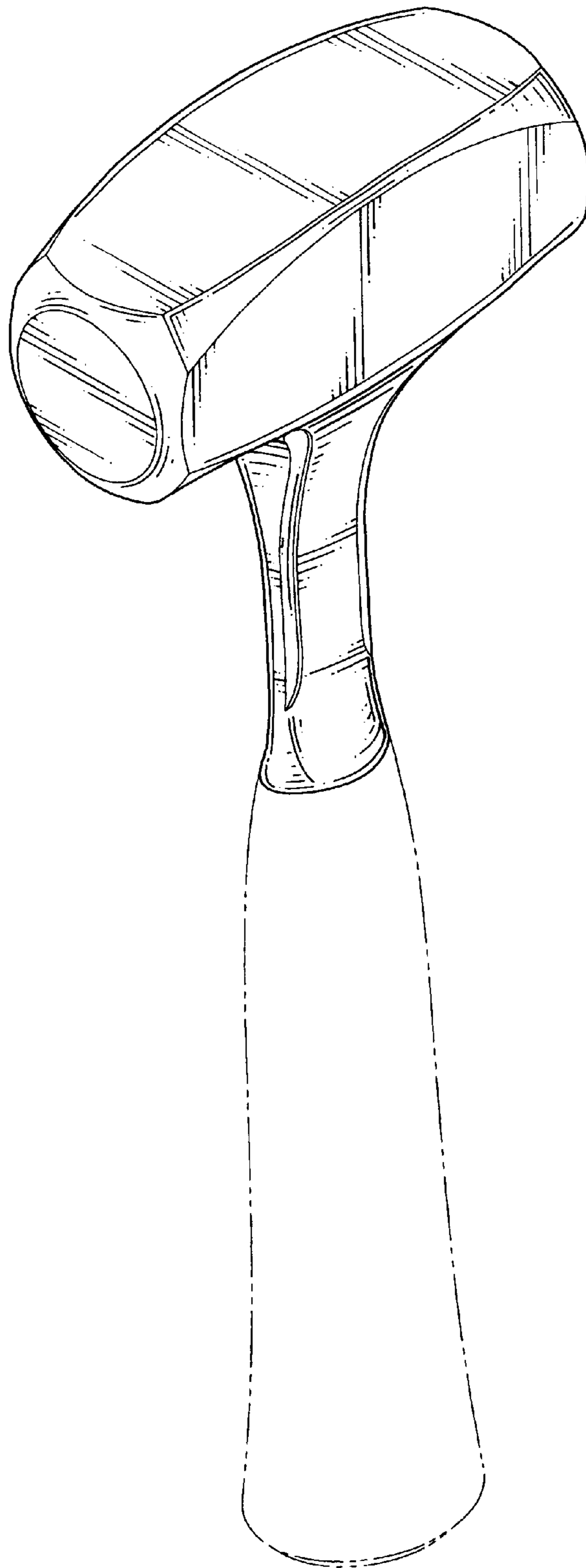


FIG. 1

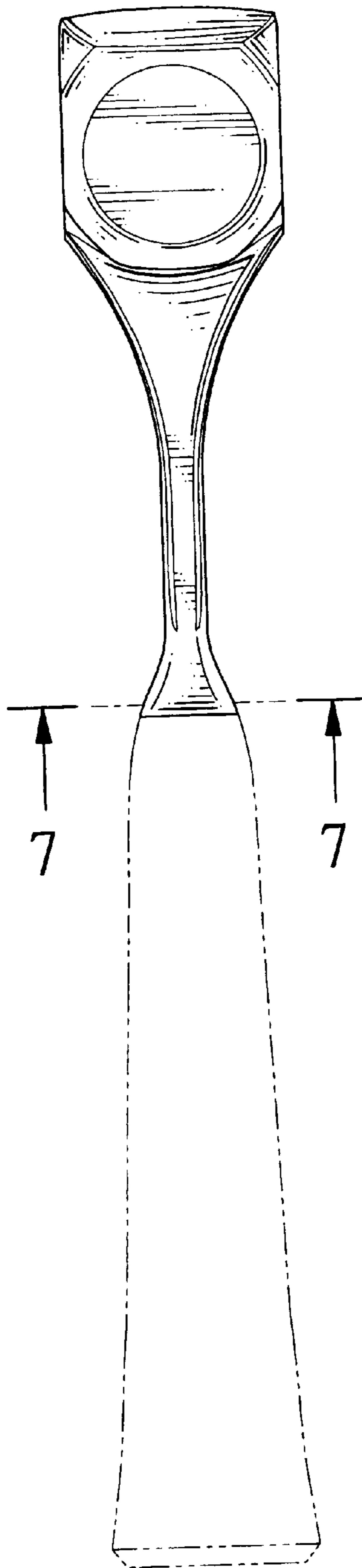


FIG. 2

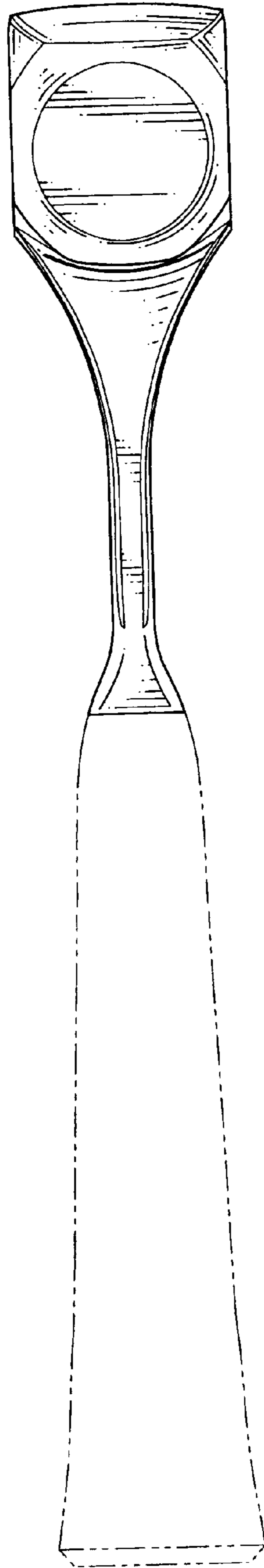


FIG. 3

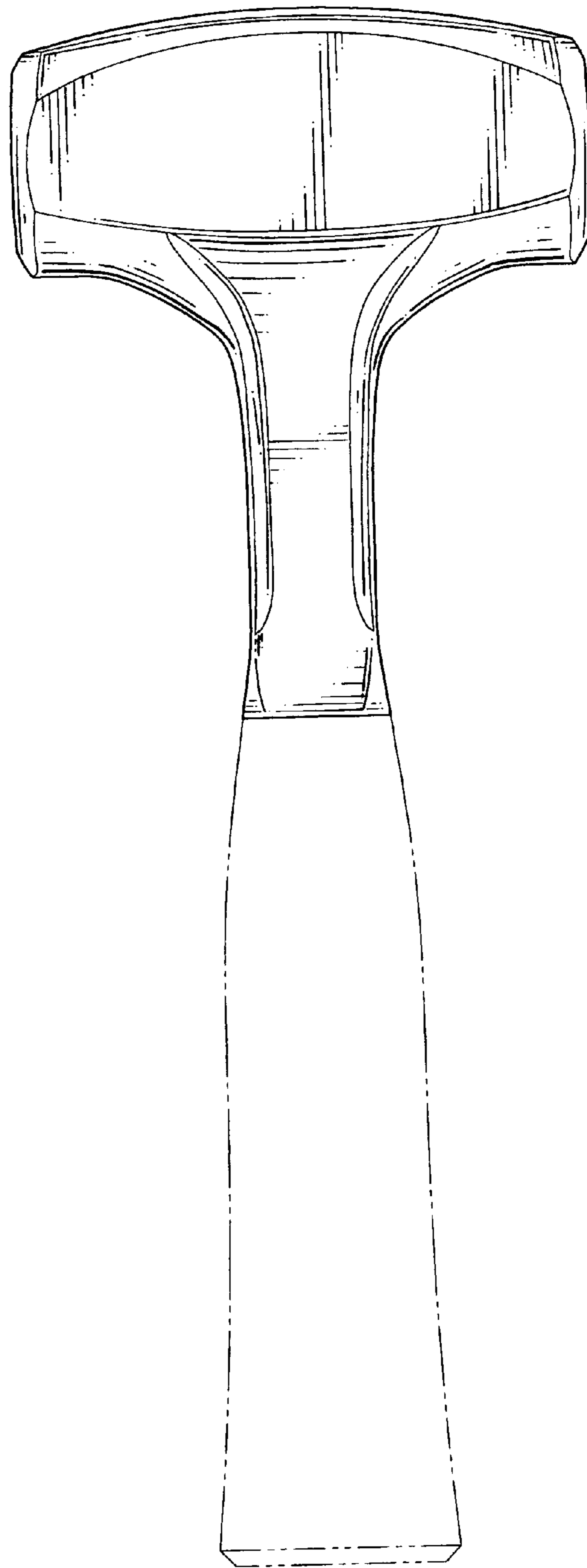


FIG. 4

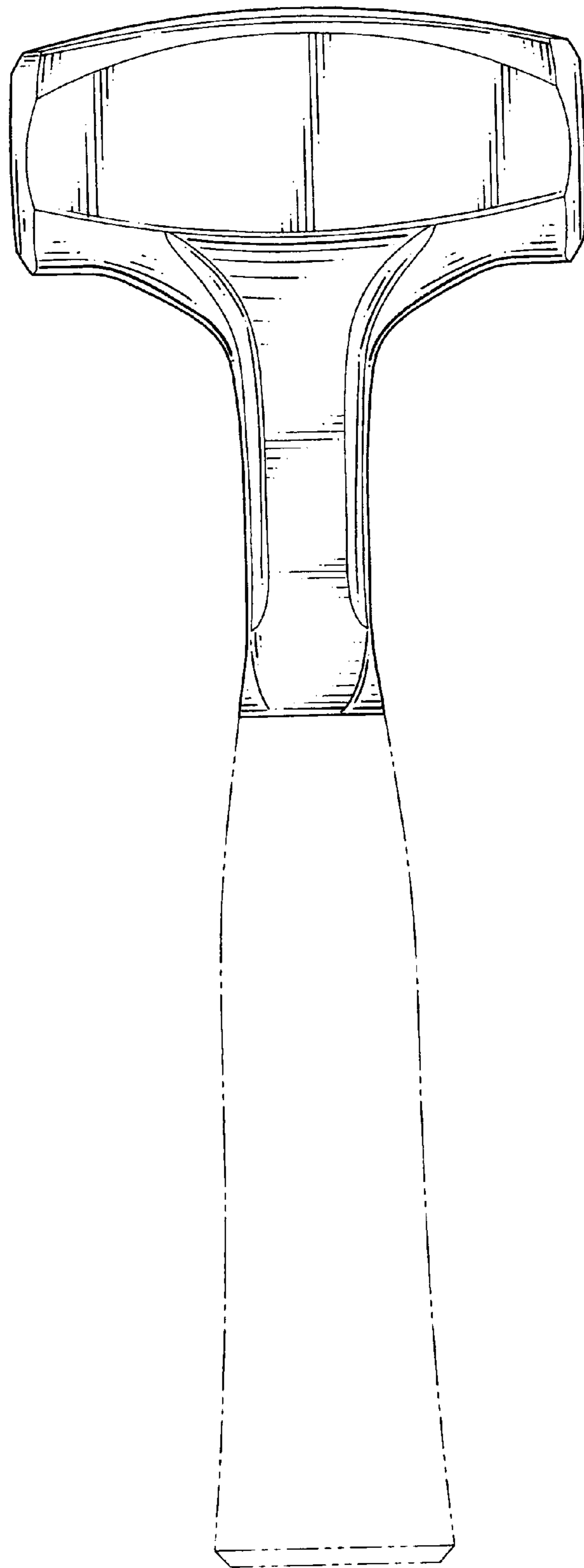


FIG. 5

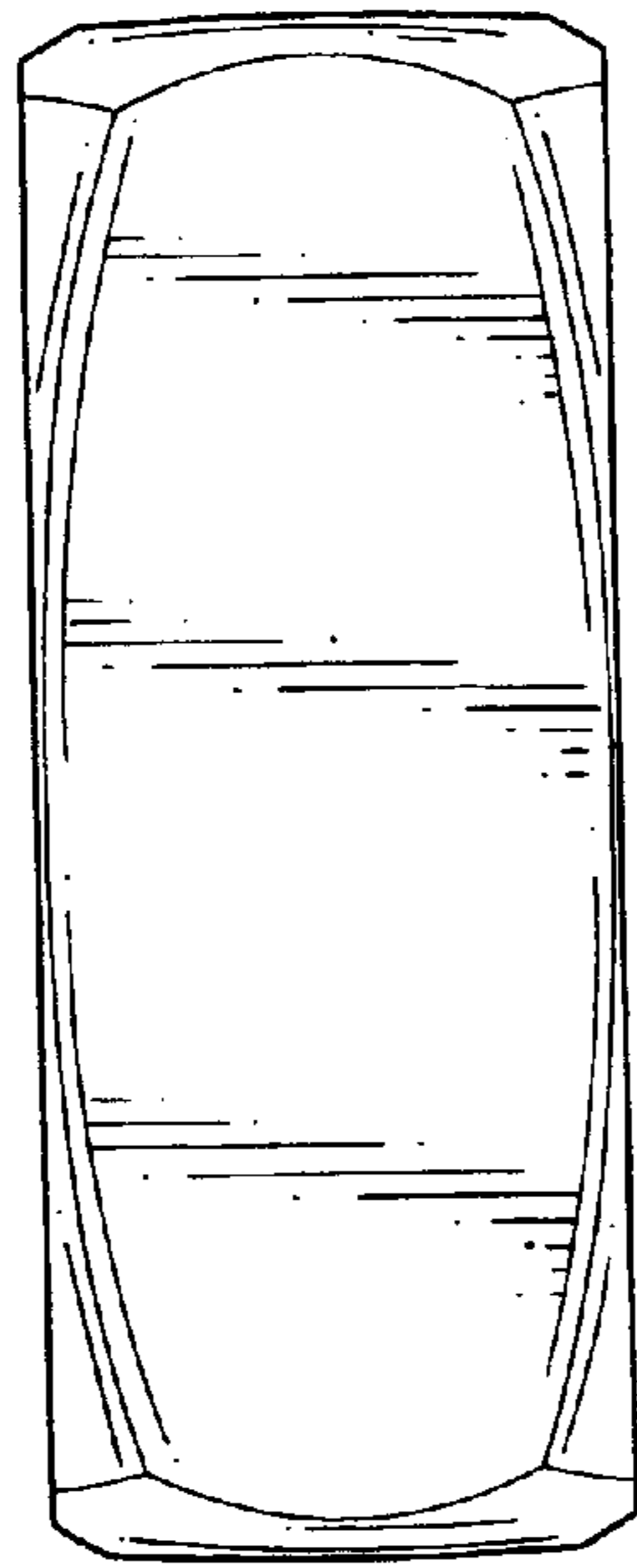


FIG. 6

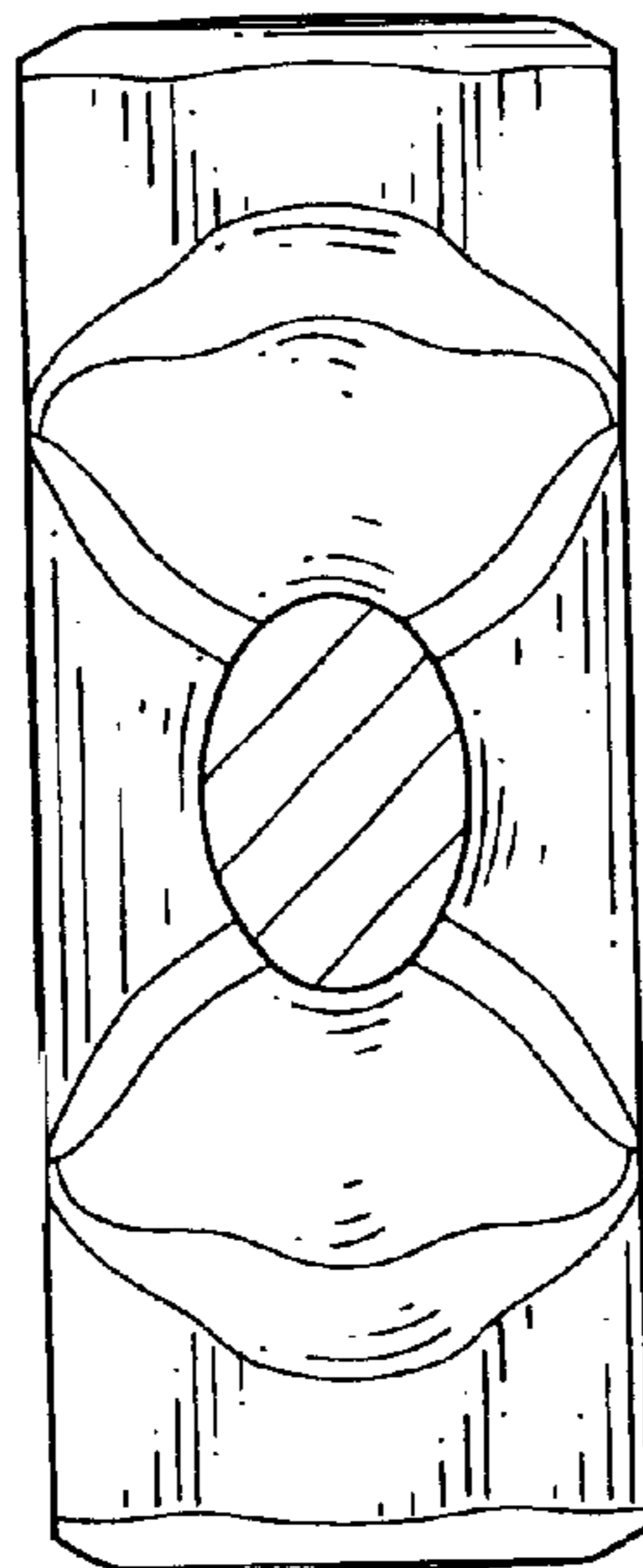


FIG. 7