



US00D521841S

(12) **United States Design Patent**  
**Hung**

(10) **Patent No.:** **US D521,841 S**

(45) **Date of Patent:** **\*\* May 30, 2006**

(54) **HEAD OF A HAMMER**

D478,265 S \* 8/2003 Chen ..... D8/78

(76) Inventor: **Yi-Kung Hung**, No. 29, Putou St.,  
Lochin Li, Lukang Chen, Changhua  
Hsien (TW)

(\*\*) Term: **14 Years**

(21) Appl. No.: **29/222,958**

(22) Filed: **Feb. 8, 2005**

(51) **LOC (8) Cl.** ..... **08-02**

(52) **U.S. Cl.** ..... **D8/78; D8/76**

(58) **Field of Classification Search** ..... D8/75,  
D8/76, 77, 78, 79, 80, 81; 81/19, 20, 21,  
81/22, 23; 7/143, 144, 145, 146; 254/26 R,  
254/26 E; 30/308.1, 308.2

See application file for complete search history.

(56) **References Cited**

**U.S. PATENT DOCUMENTS**

D118,700	S	*	1/1940	Griffith	.....	D8/78
3,233,643	A	*	2/1966	Reuterfors	.....	7/158
3,712,284	A	*	1/1973	Porter	.....	125/40
4,242,780	A	*	1/1981	Littman	.....	29/81.17
4,300,606	A	*	11/1981	Branson	.....	30/308.1
4,732,058	A	*	3/1988	Chung	.....	81/20
4,890,518	A	*	1/1990	Floyd	.....	81/20
D386,380	S	*	11/1997	Villarreal	.....	D8/78
6,266,834	B1	*	7/2001	Walsh et al.	.....	7/144

**OTHER PUBLICATIONS**

Ben Meadows Catalog, Fall 2002, p. 109, axes, found on  
Google Catalogs search engine.\*

Diamond Pacific Catalog, Fall 2002, p. 98, hammers, found  
on Google Catalogs Search engine.\*

\* cited by examiner

*Primary Examiner*—Philip S. Hyder

(74) *Attorney, Agent, or Firm*—Rosenberg, Klein & Lee

(57) **CLAIM**

The ornamental design for a head of a hammer, as shown  
and described.

**DESCRIPTION**

FIG. 1 is a perspective view of a head of a hammer, showing  
my new design;

FIG. 2 is a front elevational view thereof;

FIG. 3 is a rear elevational view thereof;

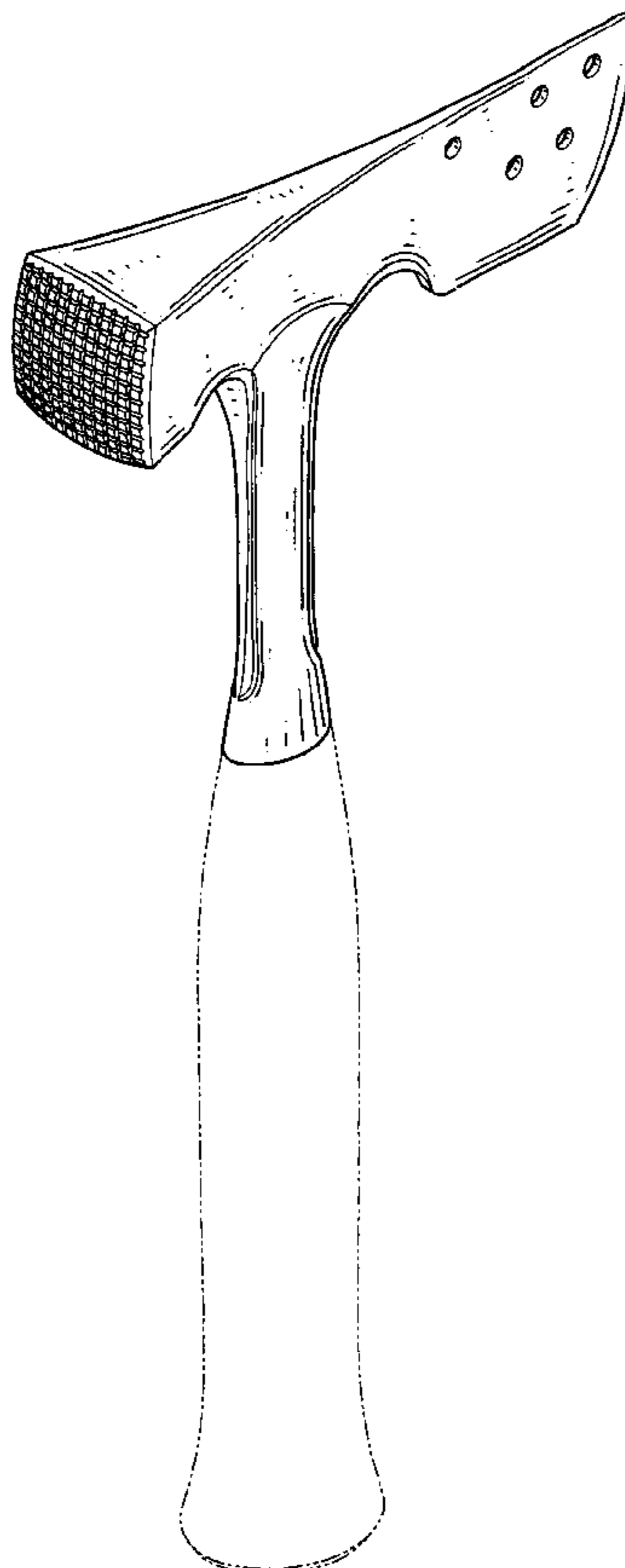
FIG. 4 is a left side elevational view thereof;

FIG. 5 is a right side elevational view thereof;

FIG. 6 is a top plan view thereof; and,

FIG. 7 is a cross sectional bottom plan view thereof along  
line 7—7 in FIG. 2 wherein the broken lines are shown for  
illustrative purposes only and form no part of the claimed  
design.

**1 Claim, 5 Drawing Sheets**



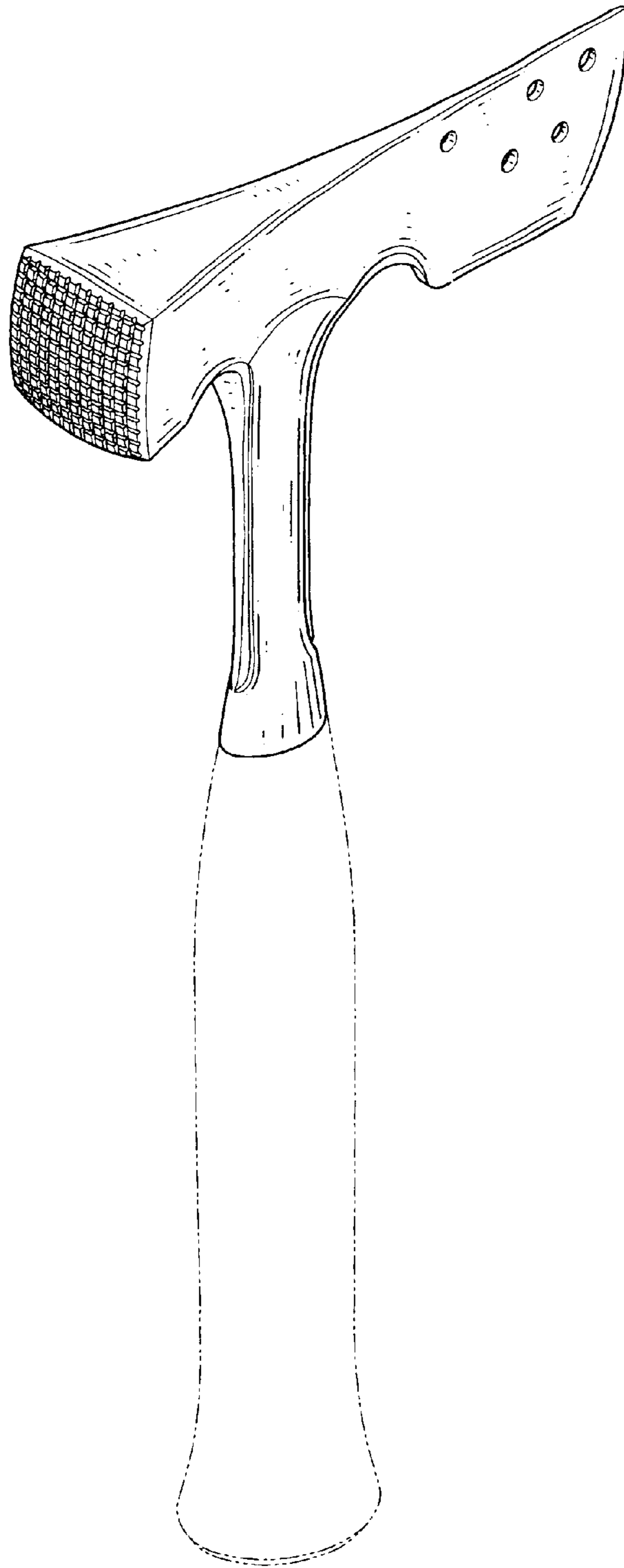


FIG. 1

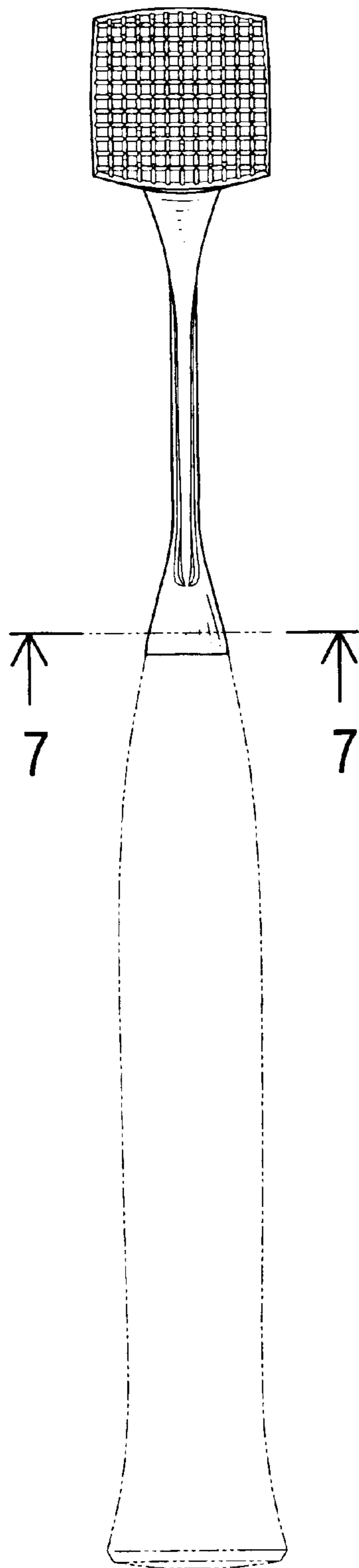


FIG. 2

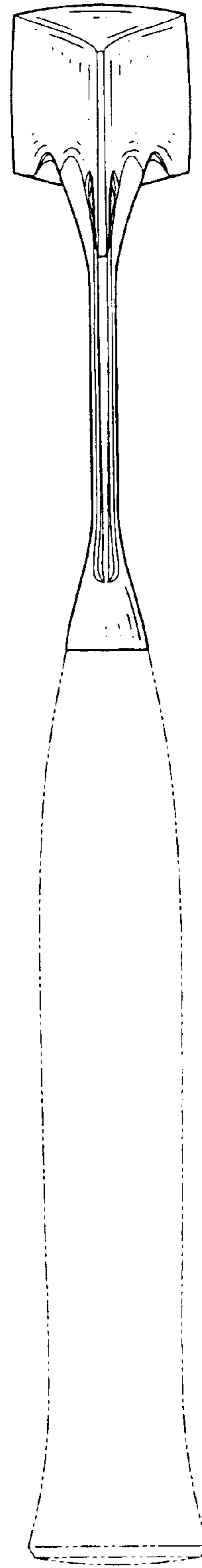


FIG. 3

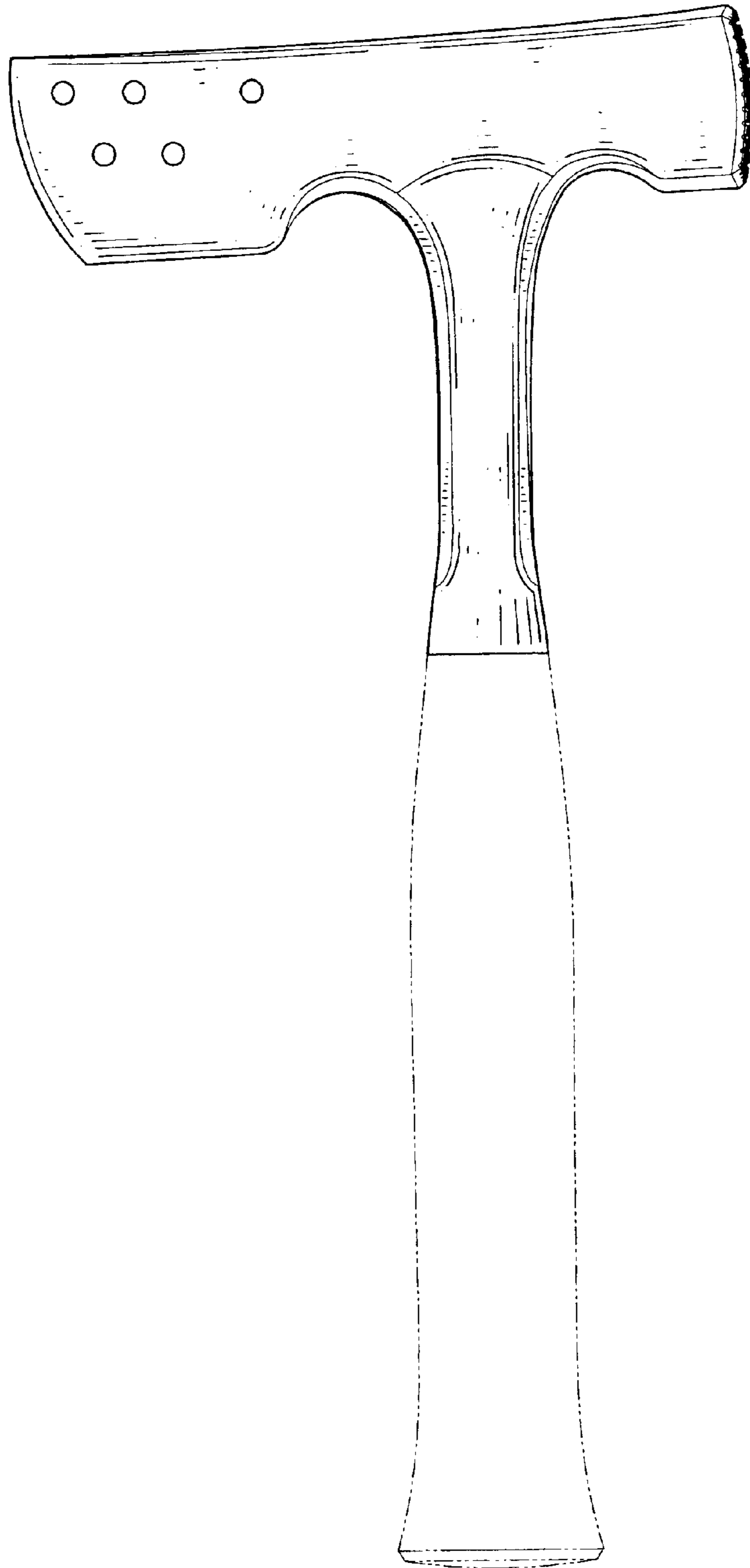


FIG.4

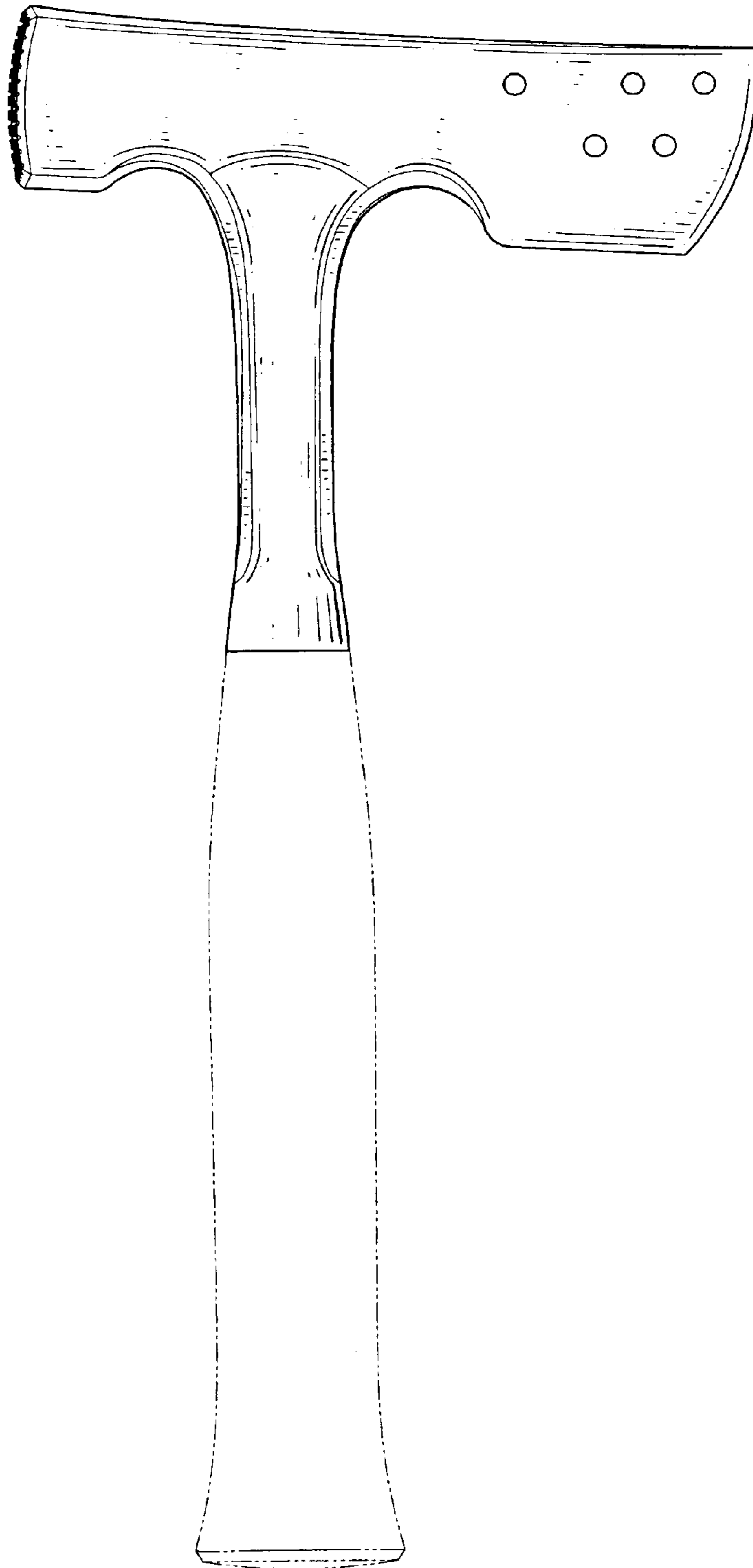


FIG.5

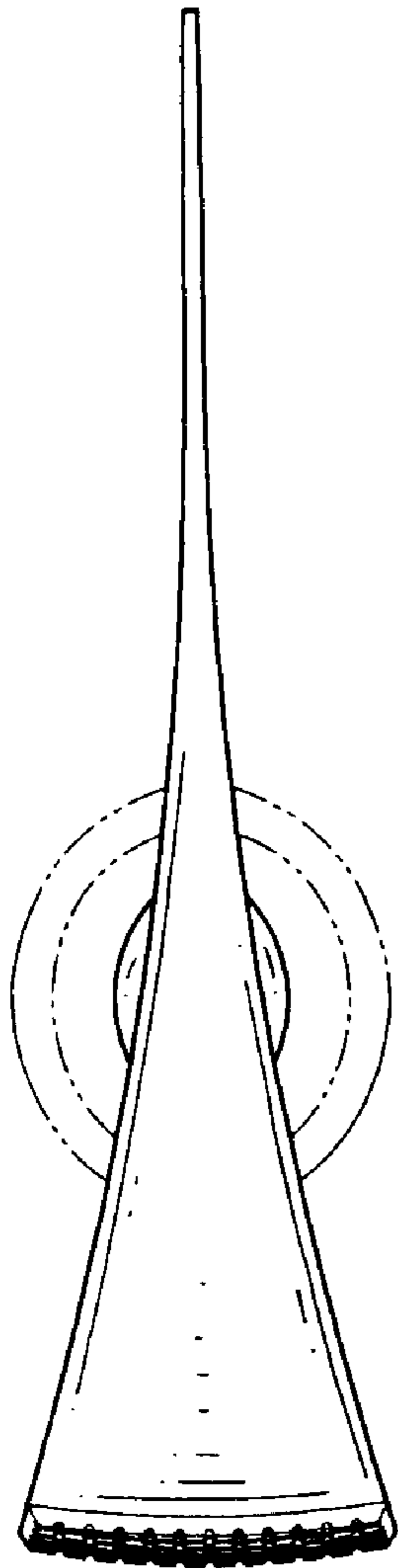


FIG. 6

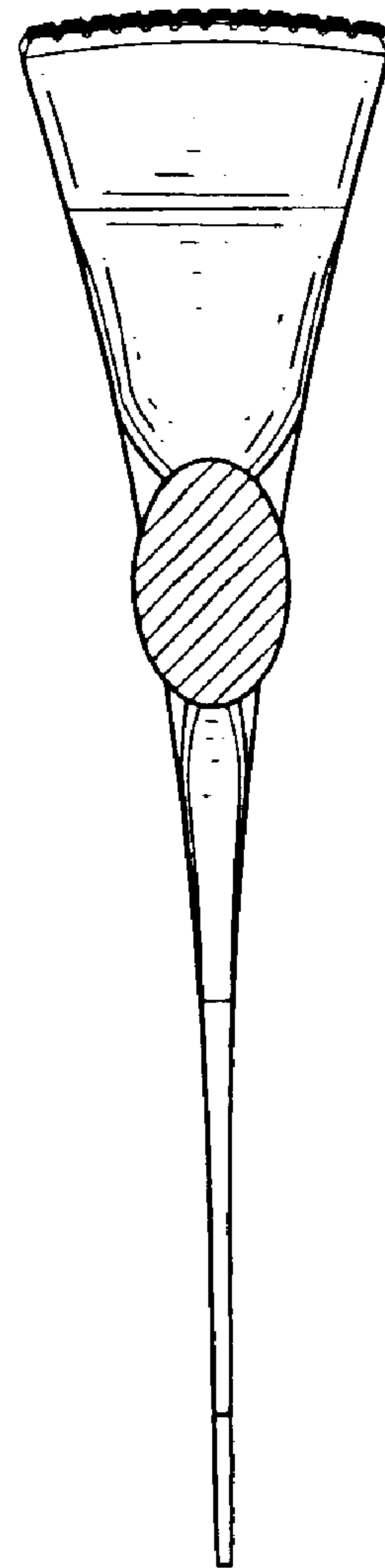


FIG. 7