

US00D521811S

(12) **United States Design Patent**
Yourist

(10) **Patent No.:** **US D521,811 S**

(45) **Date of Patent:** **** May 30, 2006**

(54) **CANISTER**

D481,942 S * 11/2003 Elgebrant D9/424

(75) Inventor: **Sheldon Yourist**, York, PA (US)

* cited by examiner

(73) Assignee: **Graham Packaging Company, L.P.**,
York, PA (US)

Primary Examiner—Terry A. Wallace

(74) *Attorney, Agent, or Firm*—Venable LLP; James R. Burdett; Keith G. Haddaway

(**) Term: **14 Years**

(57) **CLAIM**

(21) Appl. No.: **29/213,262**

The ornamental design for a canister, as shown and described.

(22) Filed: **Sep. 16, 2004**

DESCRIPTION

(51) **LOC (8) Cl.** **07-01**

FIG. 1 is an elevated side view of a canister according to the present invention;

(52) **U.S. Cl.** **D7/615**; D7/629

FIG. 2 is a front view of a canister according to the present invention;

(58) **Field of Classification Search** D7/612–615,
D7/602, 629, 630, 538–548; D9/424–432;
220/780–805, 675

FIG. 3 is back view of a canister according to the present invention;

See application file for complete search history.

FIG. 4 is right side view of a canister according to the present invention;

(56) **References Cited**

FIG. 5 is left side view of a canister according to the present invention;

U.S. PATENT DOCUMENTS

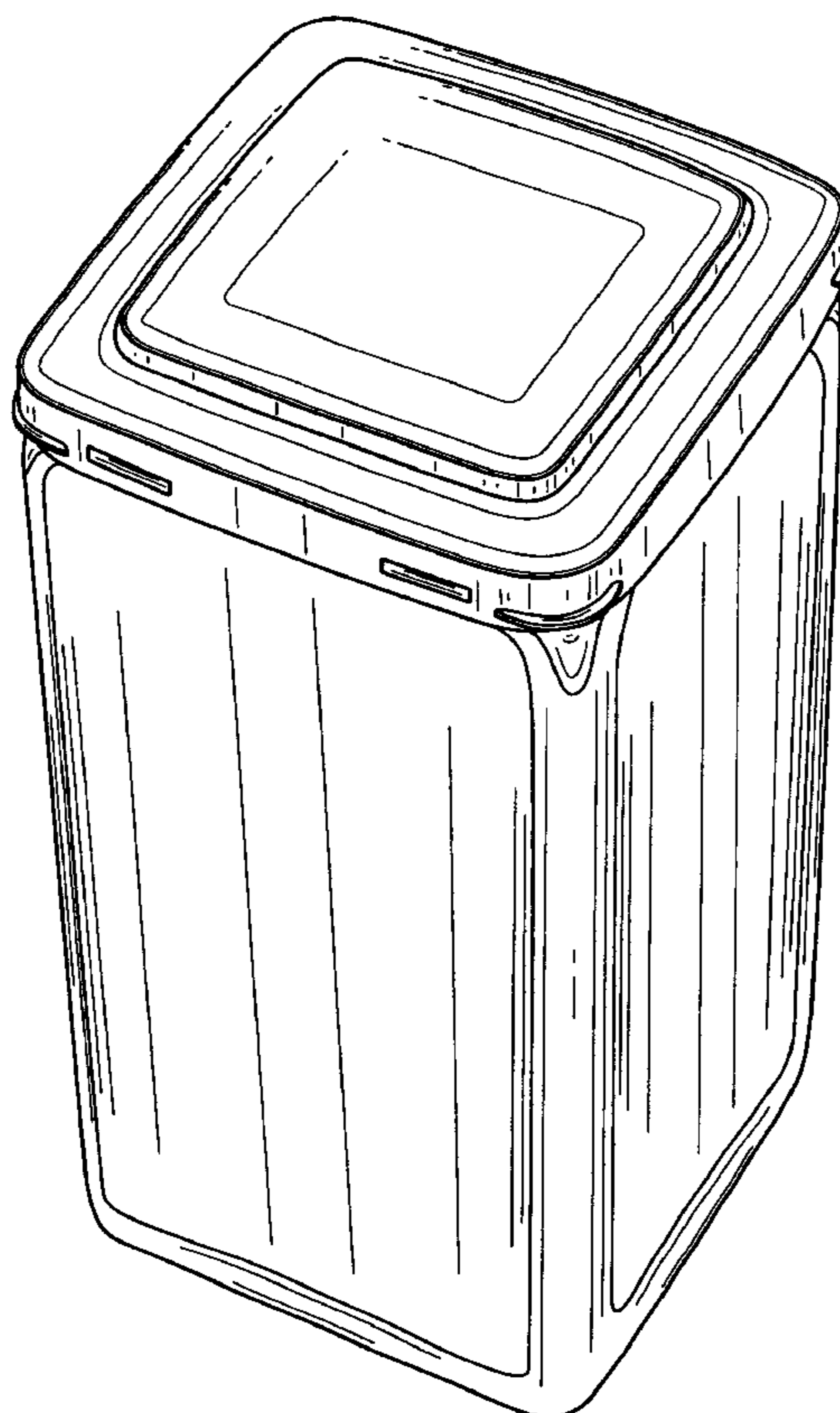
FIG. 6 is a top view of a canister according to the present invention;

D114,858 S	*	5/1939	Kamenstein	D7/612
2,606,586 A	*	8/1952	Hill	220/802
D244,353 S	*	5/1977	Skjelby et al.	D9/425
D326,391 S	*	5/1992	Verchere	D7/605
D336,244 S	*	6/1993	Arai	D9/432
D396,172 S	*	7/1998	Nask et al.	D7/615

FIG. 7 is a bottom view of a canister according to the present invention; and,

FIG. 8 is a detail of a top corner of a canister according to the invention.

1 Claim, 8 Drawing Sheets






FIG. 1

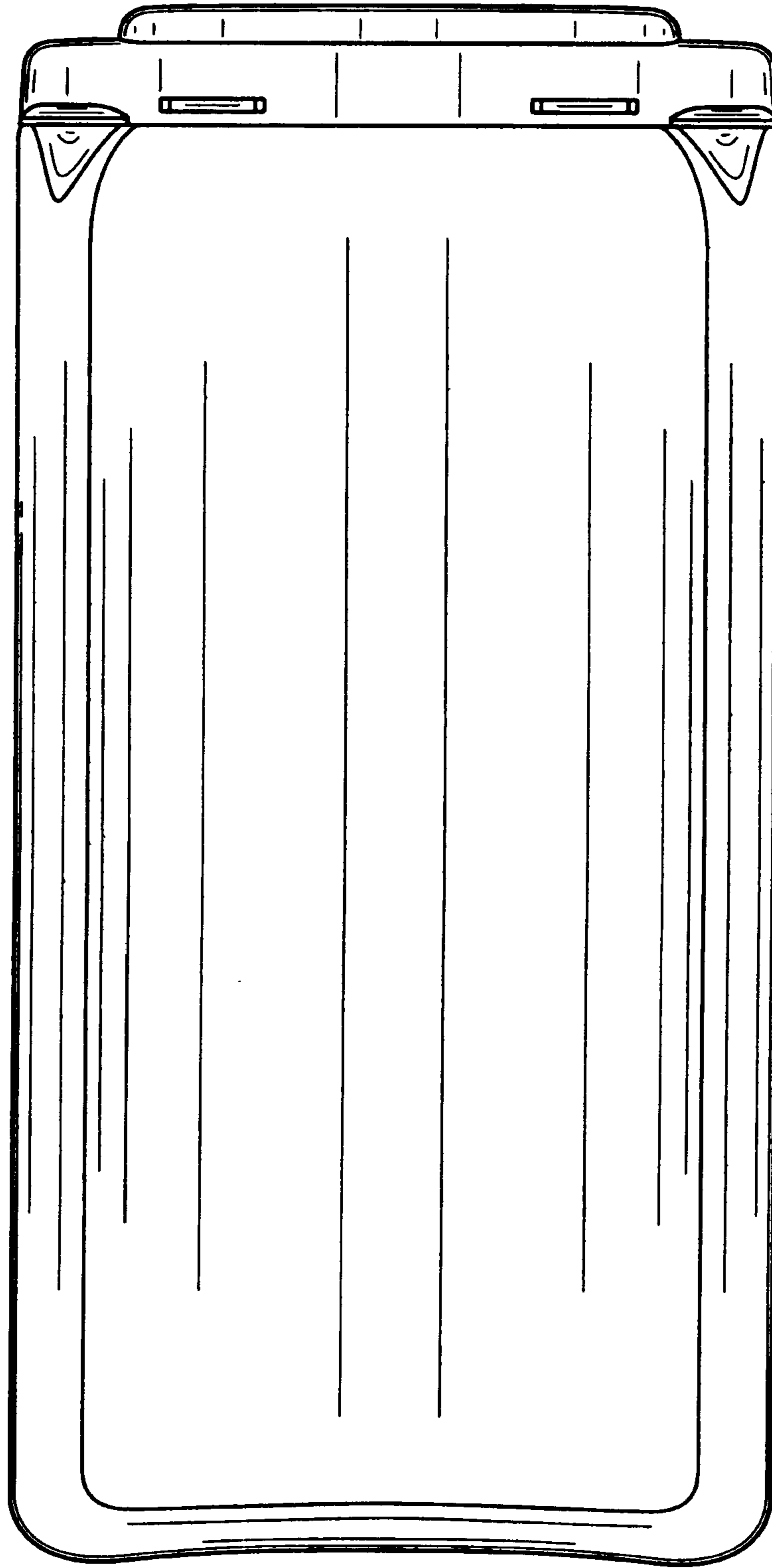


FIG. 2




FIG. 3




FIG. 4




FIG. 5

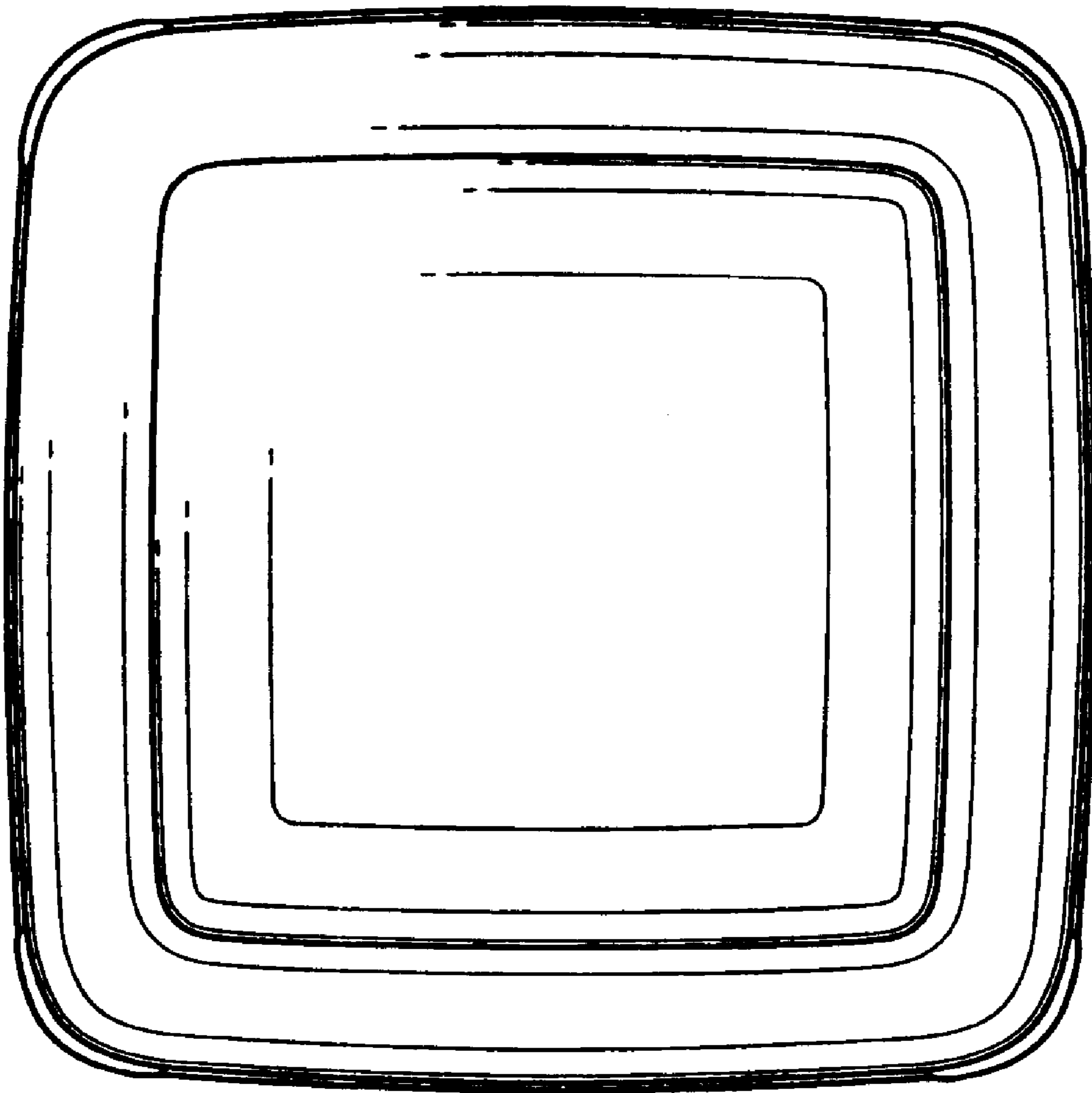


FIG. 6




FIG. 7

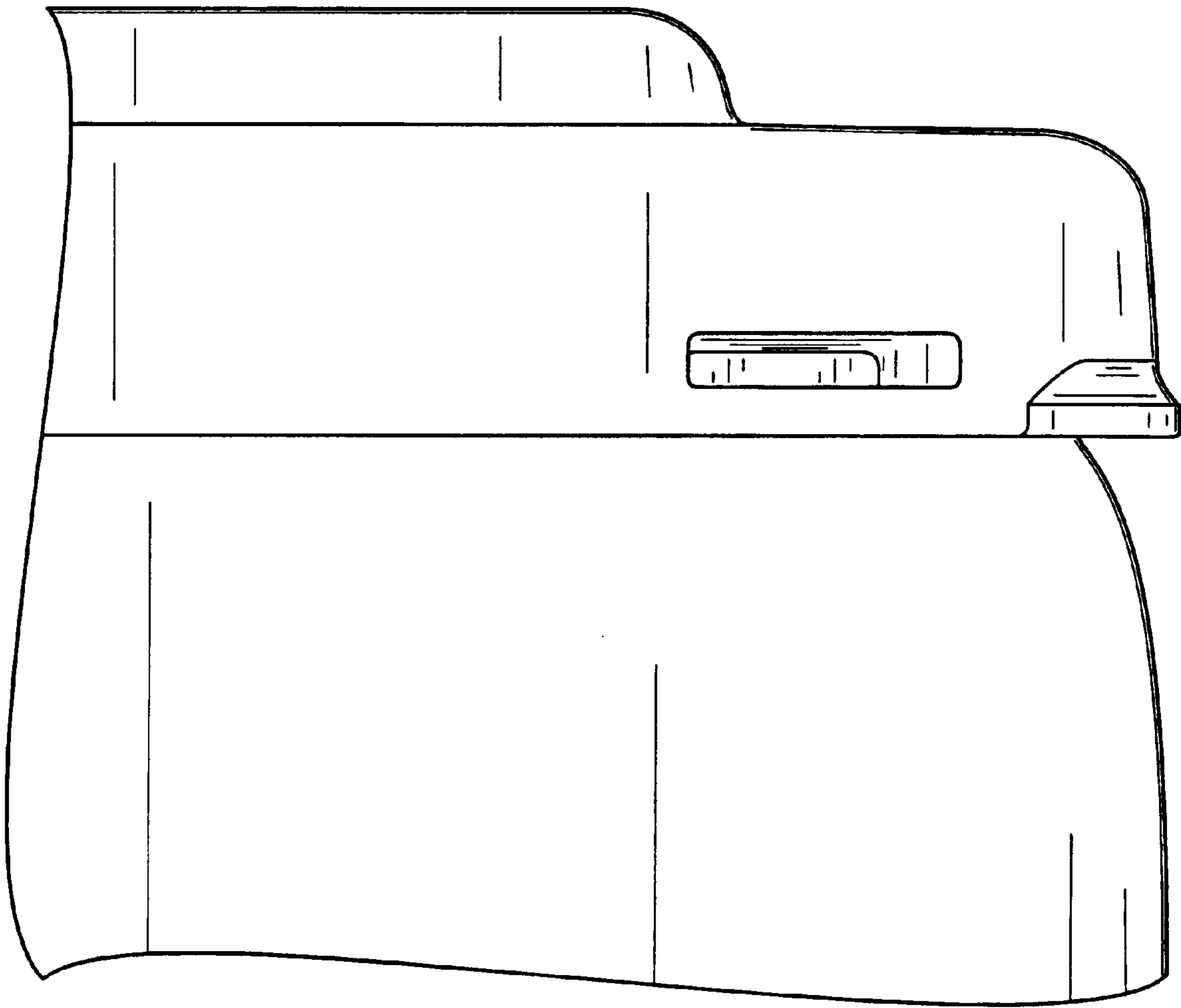


FIG. 8