



US00D521806S

(12) **United States Design Patent**
Maugin

(10) **Patent No.:** **US D521,806 S**

(45) **Date of Patent:** **** May 30, 2006**

(54) **SAUCER**

(76) **Inventor:** **Bruno Maugin**, 62 Promenade de
Reculee, 49100 Angers (FR)

(**) **Term:** **14 Years**

(21) **Appl. No.:** **29/214,755**

(22) **Filed:** **Oct. 8, 2004**

(30) **Foreign Application Priority Data**

Apr. 9, 2004 (EM) 000166558-0001

(51) **LOC (8) Cl.** **07-01**

(52) **U.S. Cl.** **D7/570; D7/545; D7/554.2;**
D7/566

(58) **Field of Classification Search** **D7/588,**
D7/501, 550.1, 543, 576, 584, 575, 585, 570,
D7/555, 586, 554.2, 544, 545, 554.4, 560,
D7/565, 577, 566; 220/575, 574; 229/400,
229/406; 206/562, 519, 217

See application file for complete search history.

(56) **References Cited**

U.S. PATENT DOCUMENTS

D103,256 S * 2/1937 Trarieux D7/585

D282,430 S * 2/1986 Spock D7/576
D283,664 S * 5/1986 Murai D7/570
D309,551 S * 7/1990 Seitz D7/585
D312,752 S * 12/1990 Unger D7/585
D378,886 S * 4/1997 Joyce D7/585
D380,649 S * 7/1997 Grannis D7/585
D390,751 S * 2/1998 Wable et al. D7/505
6,123,449 A * 9/2000 Sadek-Patt 366/347

* cited by examiner

Primary Examiner—M. N. Pandozzi

(74) *Attorney, Agent, or Firm*—Young & Thompson

(57) **CLAIM**

The ornamental design for a saucer, as shown.

DESCRIPTION

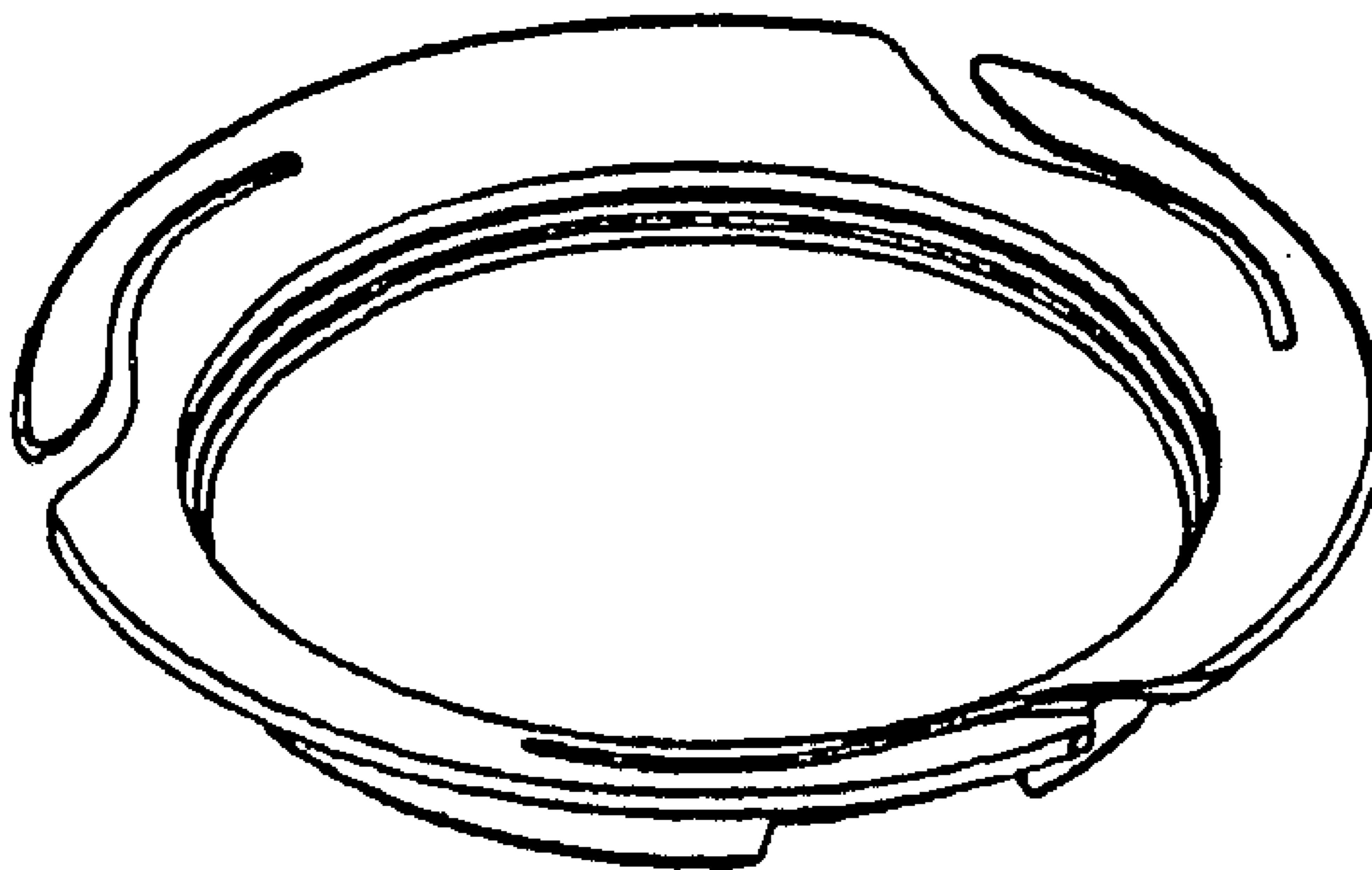
FIG. 1 is a top and side perspective view of a saucer showing my new design;

FIG. 2 is a top plan view thereof;

FIG. 3 is a bottom plan view thereof; and,

FIGS. 4–7 are side elevational views thereof each different from each other by a rotation of 90° about a vertical axis.

1 Claim, 2 Drawing Sheets



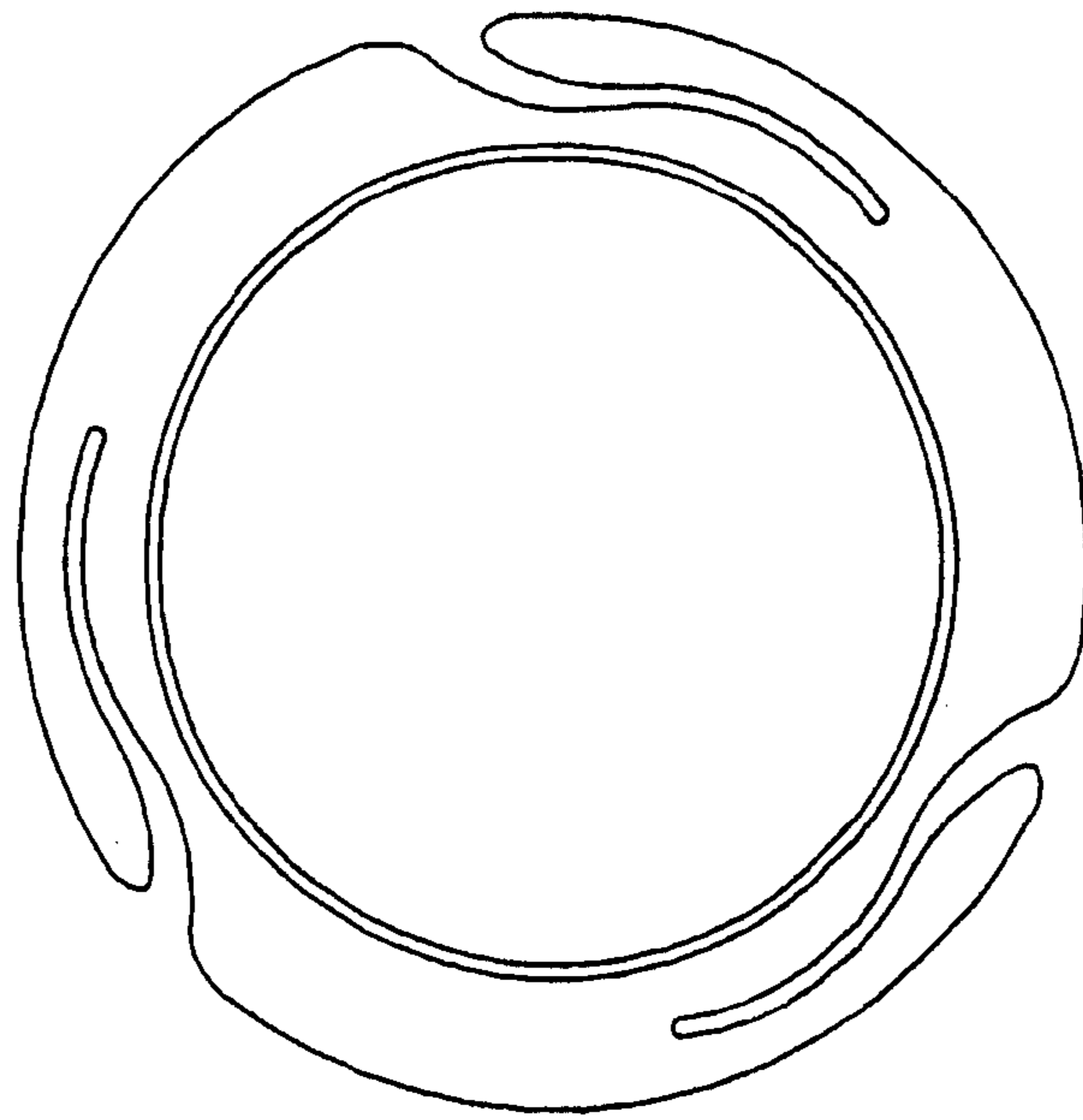


FIG. 2

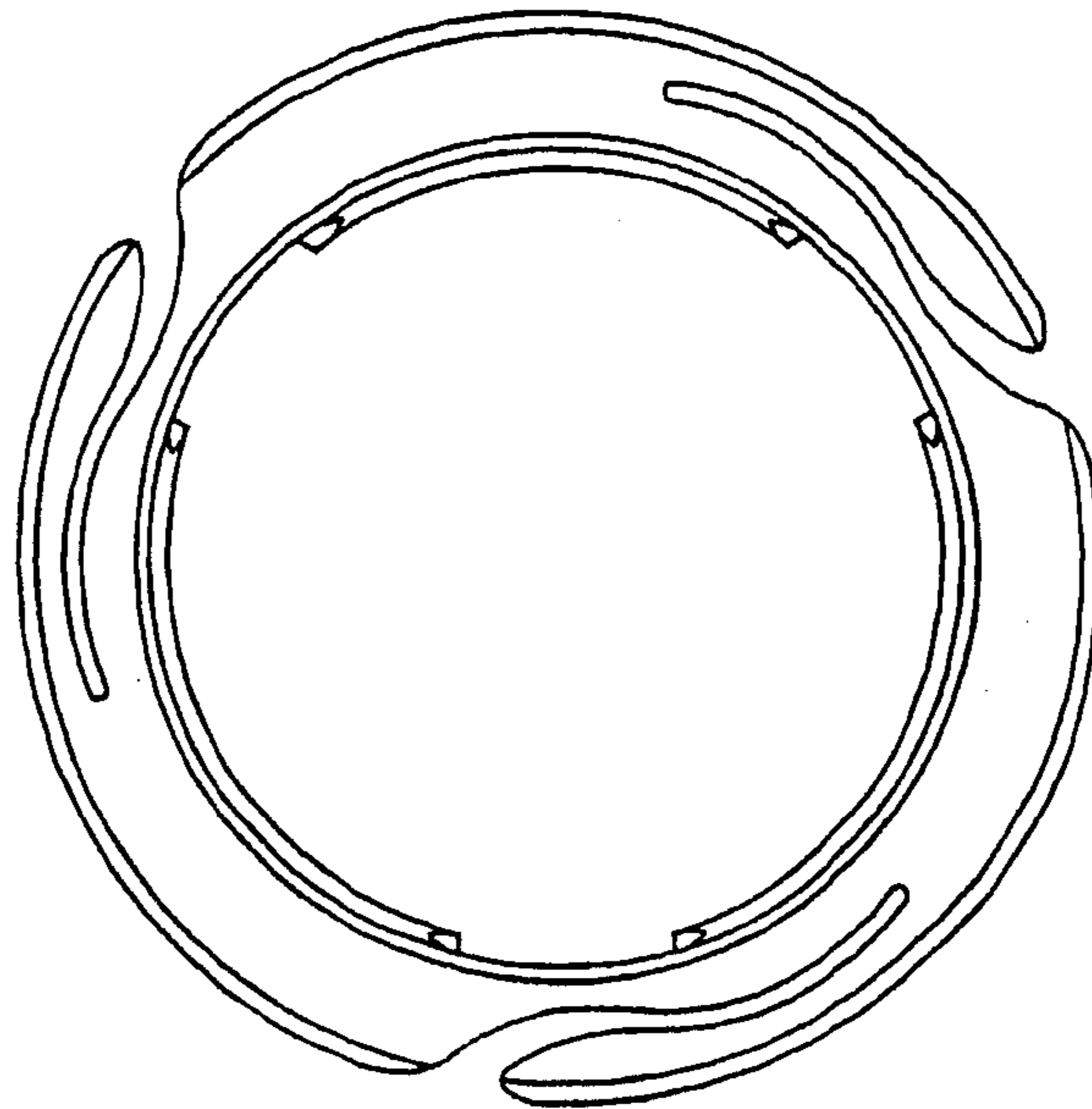


FIG. 3

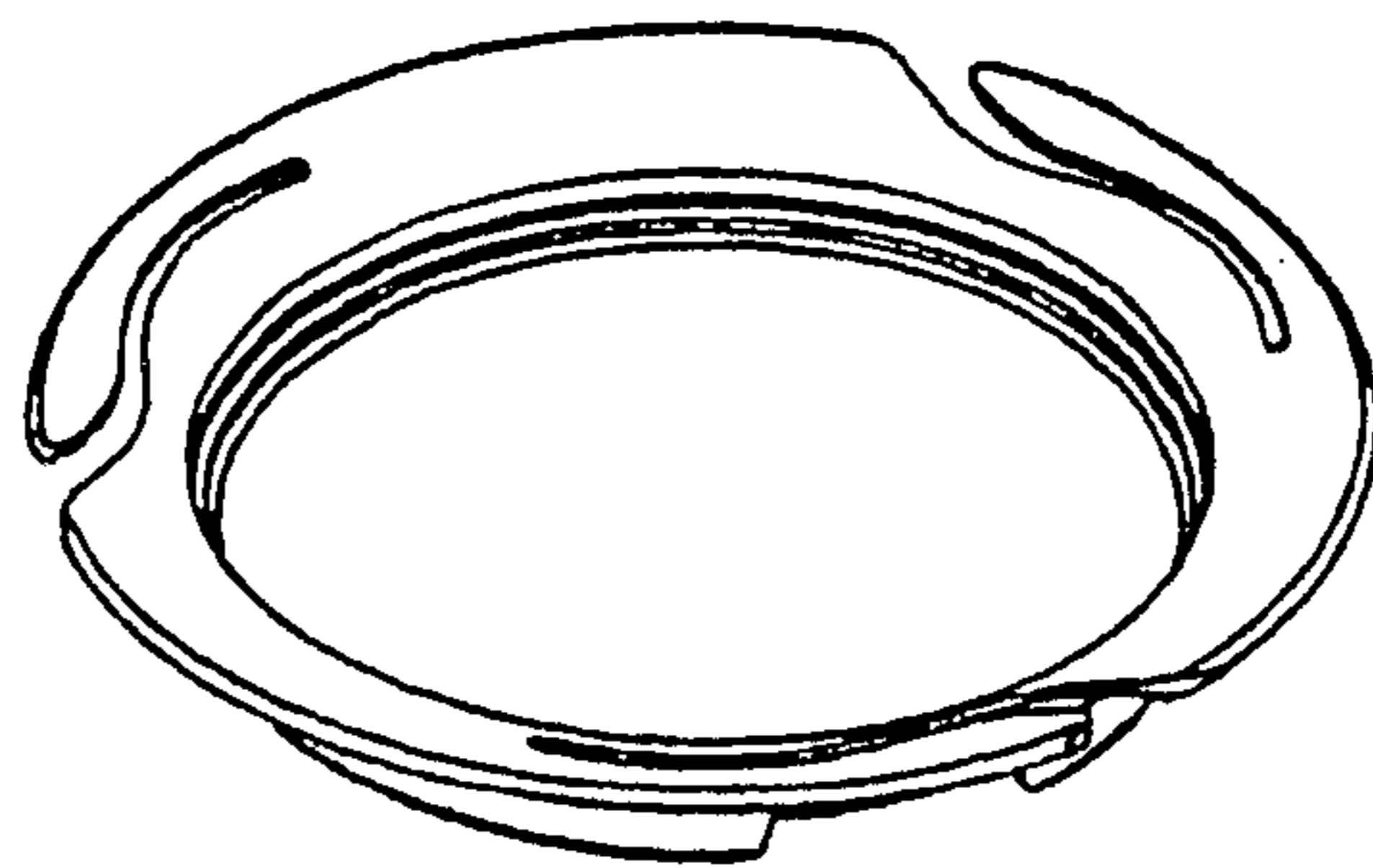


FIG. 1




FIG. 4




FIG. 5




FIG. 6




FIG. 7