



US00D521804S

(12) **United States Design Patent**
Huxhold et al.

(10) **Patent No.:** **US D521,804 S**

(45) **Date of Patent:** **** May 30, 2006**

(54) **FRONT PORTION OF A COOKING APPLIANCE**

(75) Inventors: **Heinz-Peter Huxhold**, Furth (DE);
Michael Thoenissen, Furth (DE)

(73) Assignee: **Electrolux Home Products Corporation N.V.**, Zaventem (BE)

(**) Term: **14 Years**

(21) Appl. No.: **29/223,291**

(22) Filed: **Feb. 11, 2005**

(30) **Foreign Application Priority Data**

Aug. 13, 2004 (DE) 4 04 04 558

(51) **LOC (8) Cl.** **07-02**

(52) **U.S. Cl.** **D7/405**

(58) **Field of Classification Search** D7/339-341,
D7/346-349, 402, 405, 406; 126/21 A, 39 B,
126/39 R; 219/391-392, 444-447, 449-450
See application file for complete search history.

(56) **References Cited**

U.S. PATENT DOCUMENTS

D277,449 S * 2/1985 Vetter et al. D7/346

D470,720 S * 2/2003 Jones et al. D7/405
D477,177 S * 7/2003 Jeong D7/340
D477,496 S * 7/2003 Monguilod et al. D7/340
D510,226 S * 10/2005 Vetter D7/340
D510,227 S * 10/2005 Baldwin D7/340
D510,501 S * 10/2005 Kim et al. D7/406

* cited by examiner

Primary Examiner—Louis Zarfaz

Assistant Examiner—Mark Cavanna

(74) *Attorney, Agent, or Firm*—Pearne & Gordon LLP

(57) **CLAIM**

The ornamental design for a front portion of a cooking appliance, as shown and described.


DESCRIPTION

FIG. 1 is a front elevational view of our new design for the front portion of a cooking appliance; and,

FIG. 2 is a front elevational view of a second embodiment thereof.

The markings and other indications shown in broken lines are provided for illustrative purposes only and form no part of the claimed design.

1 Claim, 1 Drawing Sheet



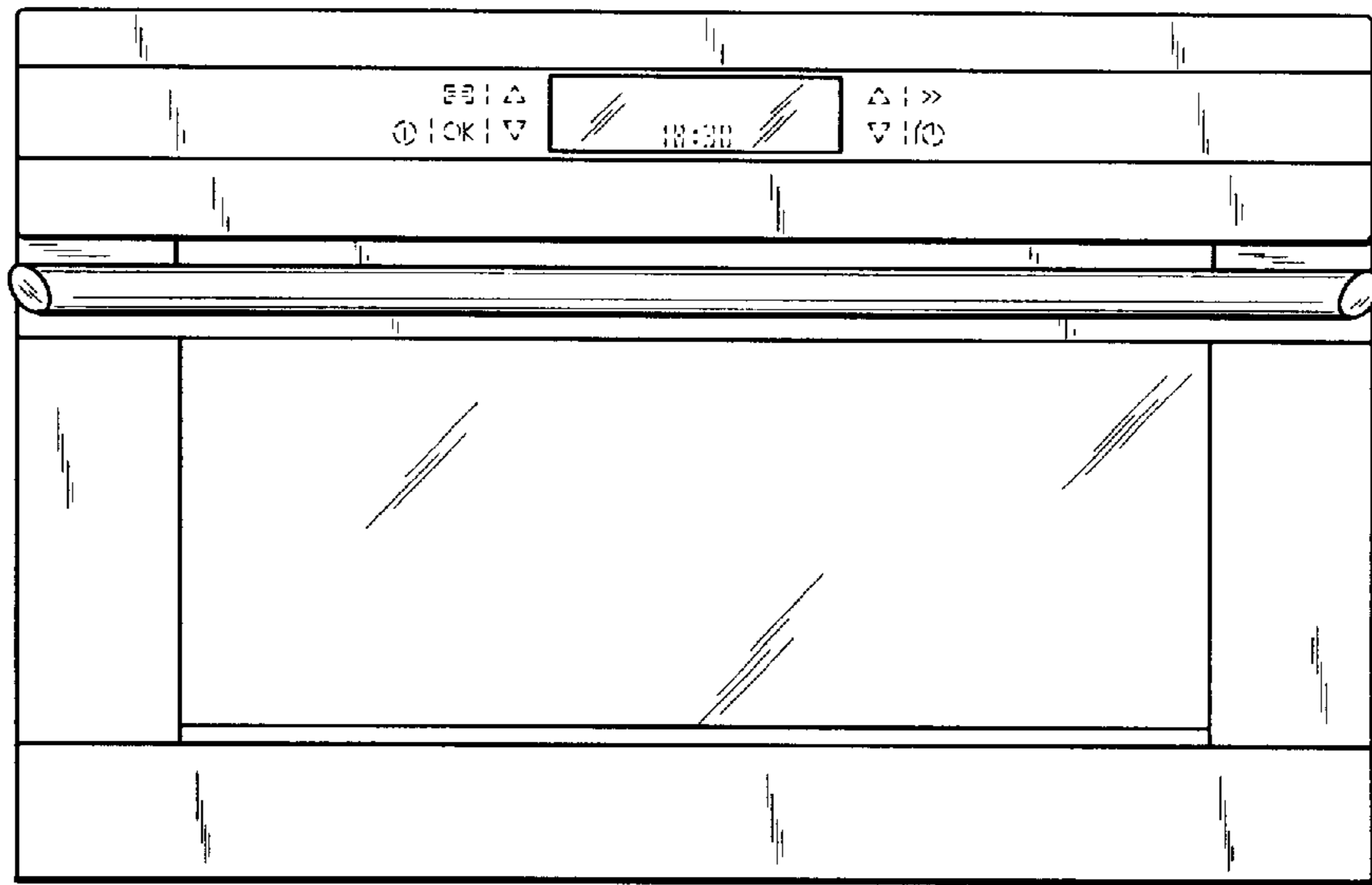


FIG. 1




FIG. 2