



US00D521777S

(12) **United States Design Patent**
Gusdorf et al.

(10) **Patent No.:** **US D521,777 S**

(45) **Date of Patent:** **** May 30, 2006**

(54) **SURFACE SHELF**

(75) Inventors: **Michael L. Gusdorf**, St. Louis, MO
(US); **Hsing-Ling Li**, Crawford, MO
(US)

(73) Assignee: **Industrial Wire Products, Inc.**,
Sullivan, MO (US)

(**) **Term:** **14 Years**

(21) **Appl. No.:** **29/221,739**

(22) **Filed:** **Jan. 20, 2005**

(51) **LOC (8) Cl.** **06-06**

(52) **U.S. Cl.** **D6/511**

(58) **Field of Classification Search** D6/491,
D6/509-511, 402, 481, 500, 332; 108/27,
108/59; 211/59.2, 135, 153; 312/140.1, 140.4
See application file for complete search history.

(56) **References Cited**

U.S. PATENT DOCUMENTS

D217,161 S	*	4/1970	Sobel et al.	D6/511
D237,663 S	*	11/1975	Levy	D6/332
D347,533 S	*	6/1994	Lambert	D6/491
D352,140 S	*	11/1994	Easton et al.	D6/332

D371,924 S	*	7/1996	Scuderi	D6/511
D392,131 S	*	3/1998	Flagg	D6/511
D417,986 S	*	12/1999	Quinn	D6/510
D434,585 S	*	12/2000	Neff et al.	D6/511
D482,913 S	*	12/2003	Lingvall	D6/509
D495,172 S	*	8/2004	Brownfield et al.	D6/509
D495,539 S	*	9/2004	Sjoberg	D6/509
D507,131 S	*	7/2005	Pingel	D6/491

* cited by examiner

Primary Examiner—Cathron C. Brooks

(74) *Attorney, Agent, or Firm*—Paul M. Denk

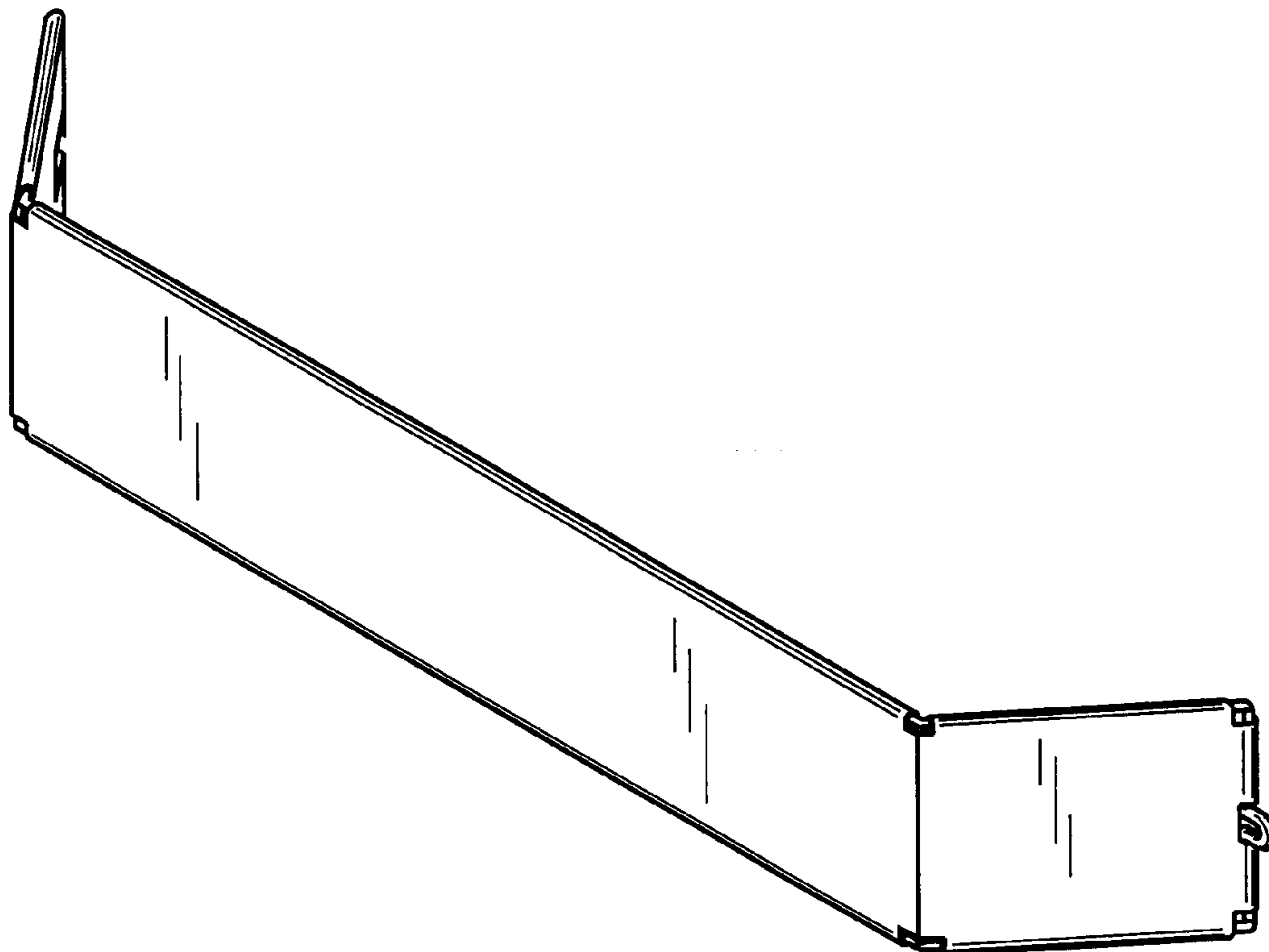
(57) **CLAIM**

The ornamental design for the surface shelf, as shown and described.

DESCRIPTION

FIG. 1 is an isometric view of the surface shelf of this invention;
FIG. 2 is a front view;
FIG. 3 is a rear view;
FIG. 4 is a right side view;
FIG. 5 is a left side view;
FIG. 6 is a top plan view; and,
FIG. 7 is a bottom view.

1 Claim, 1 Drawing Sheet



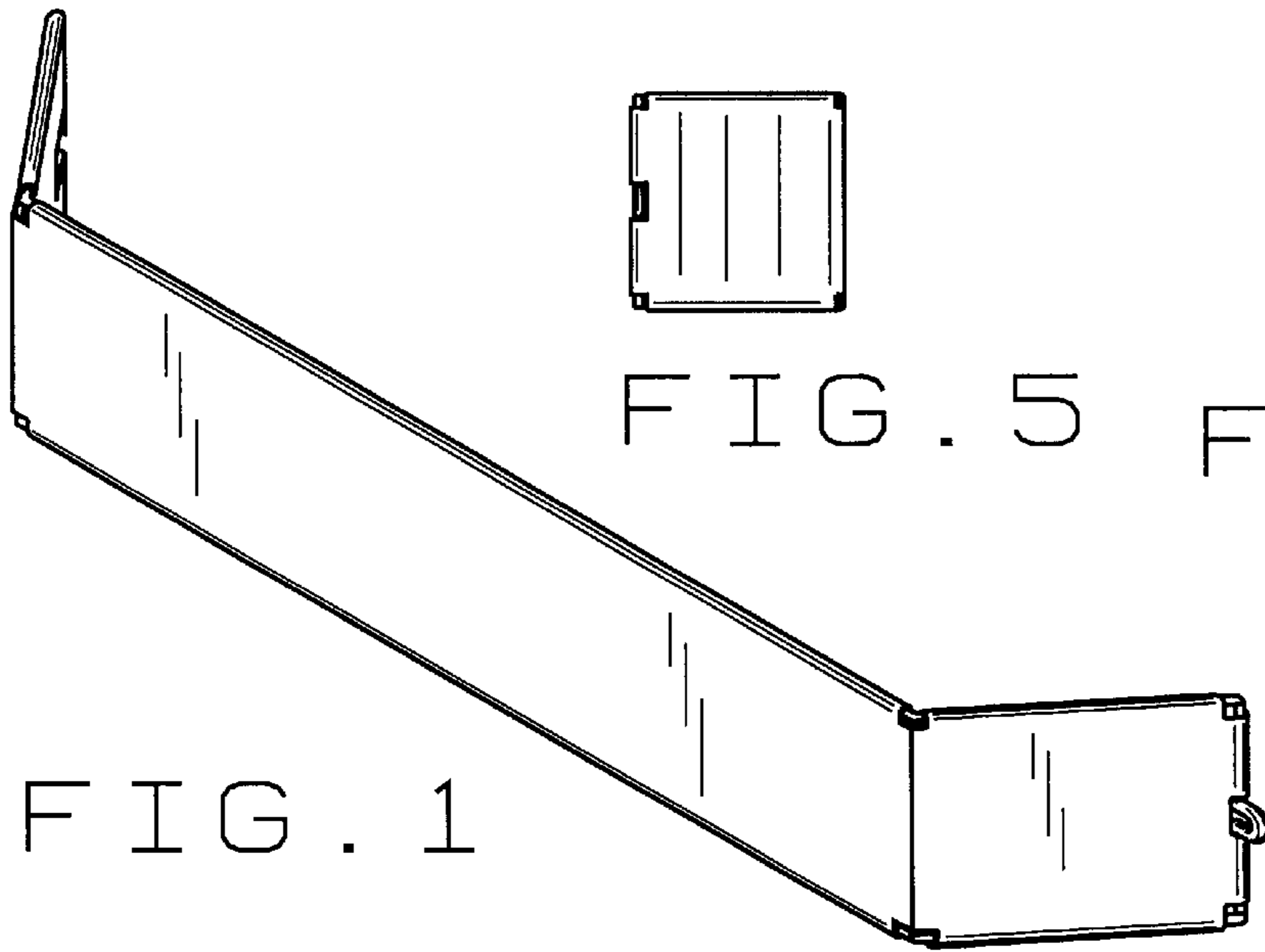


FIG. 1

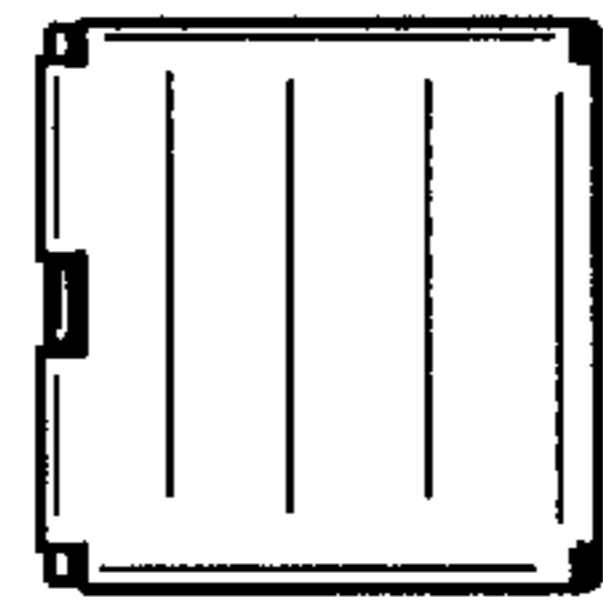


FIG. 5

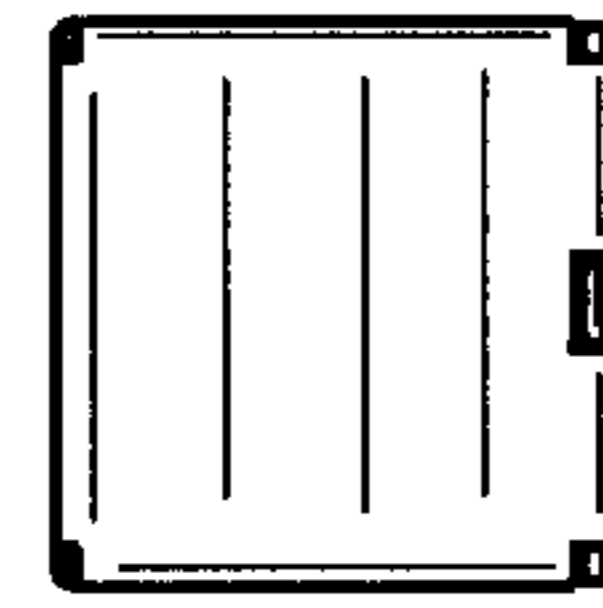


FIG. 6

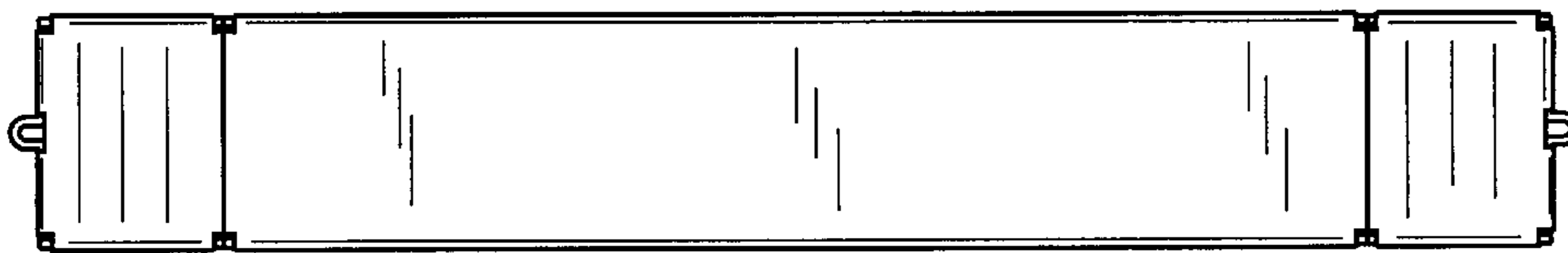


FIG. 2

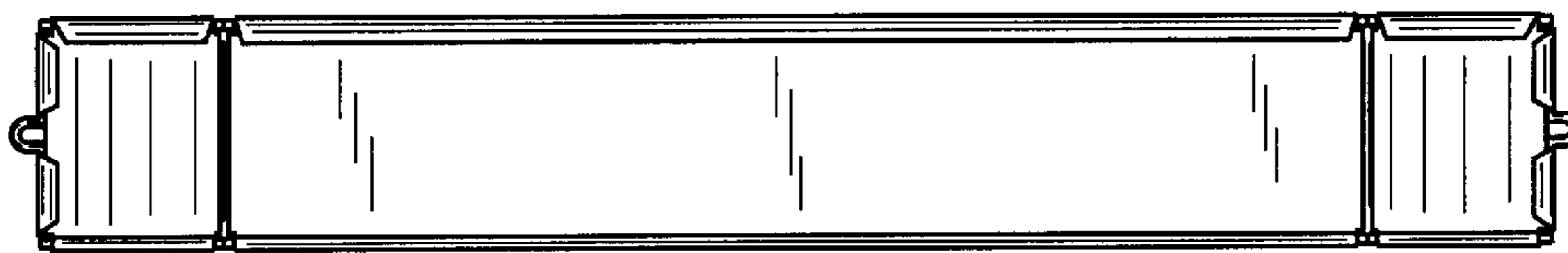


FIG. 3




FIG. 6




FIG. 7