



US00D521765S

(12) **United States Design Patent**
Natuzzi

(10) **Patent No.:** **US D521,765 S**

(45) **Date of Patent:** **** May 30, 2006**

(54) **SOFA**
(75) **Inventor:** **Pasquale Natuzzi**, Santeramo in Colle
Bari (IT)

(73) **Assignee:** **Natuzzi S.p.A.**, Bari (IT)

(**) **Term:** **14 Years**

(21) **Appl. No.:** **29/217,504**

(22) **Filed:** **Nov. 18, 2004**

(51) **LOC (8) Cl.** **06-01**

(52) **U.S. Cl.** **D6/381**

(58) **Field of Classification Search** D6/334-336,
D6/371, 377, 381, 500-502; 5/12.1; 297/232,
297/445.1

See application file for complete search history.

(56) **References Cited**

U.S. PATENT DOCUMENTS

- D256,297 S * 8/1980 Gera et al. D6/336
- D263,770 S * 4/1982 Melchior D6/334
- D264,649 S * 6/1982 Saporiti D6/334
- D268,236 S * 3/1983 Stern D6/381
- D277,240 S * 1/1985 Dunbar et al. D6/381
- D312,001 S * 11/1990 Synarski et al. D6/336

- D432,808 S * 10/2000 Binder et al. D6/381
- D467,091 S * 12/2002 Natuzzi et al. D6/381
- D475,215 S * 6/2003 Ricci D6/381
- D491,740 S * 6/2004 Ricci D6/381
- D498,942 S * 11/2004 Ricci D6/381

* cited by examiner

Primary Examiner—Caron D. Veynar

Assistant Examiner—Vy Nguyen

(74) *Attorney, Agent, or Firm*—Egbert Law Offices

(57) **CLAIM**

I claim the ornamental design for a sofa, as shown and described.

DESCRIPTION

FIG. 1 is a front elevation view of the sofa showing my design.

FIG. 2 is a front perspective view thereof;


FIG. 3 is top plan view thereof;

FIG. 4 is a back perspective view thereof; and,

FIG. 5 is a side view thereof, showing the short armrest end thereof.

The broken lines shown on the sofa are understood to represent stitching.

1 Claim, 3 Drawing Sheets



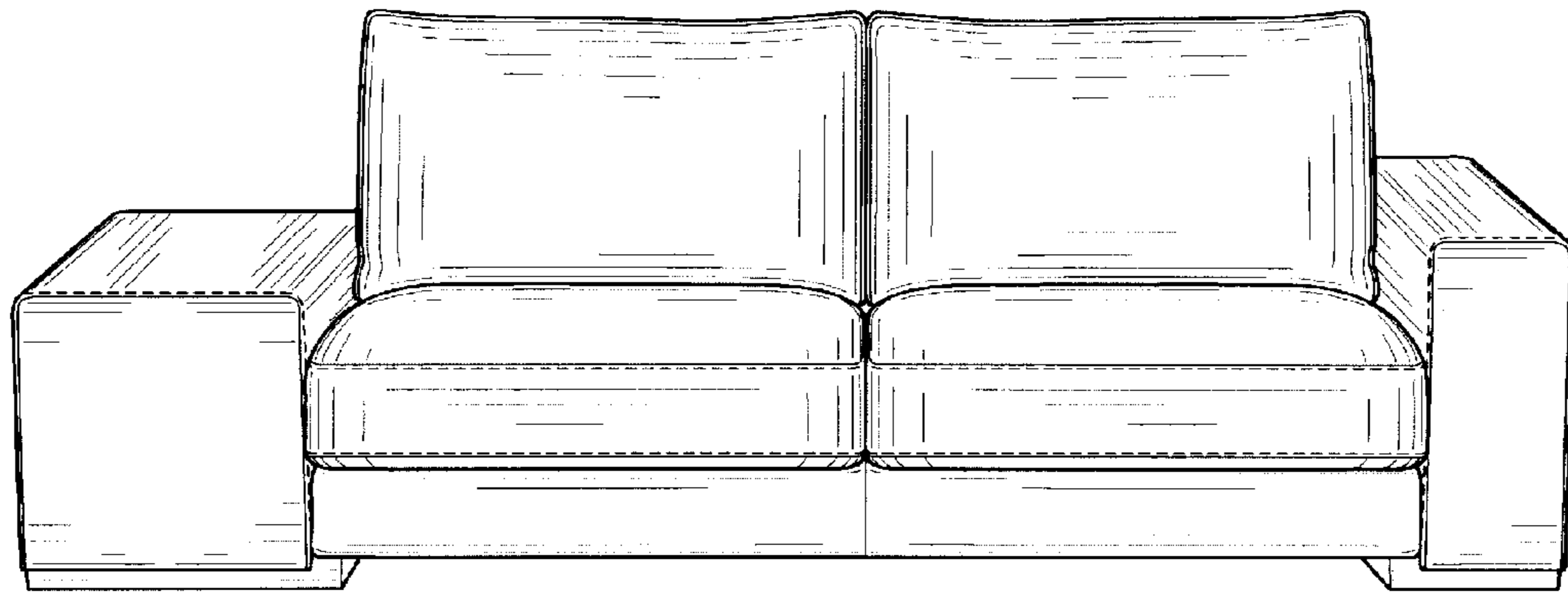


FIG. 1




FIG. 2

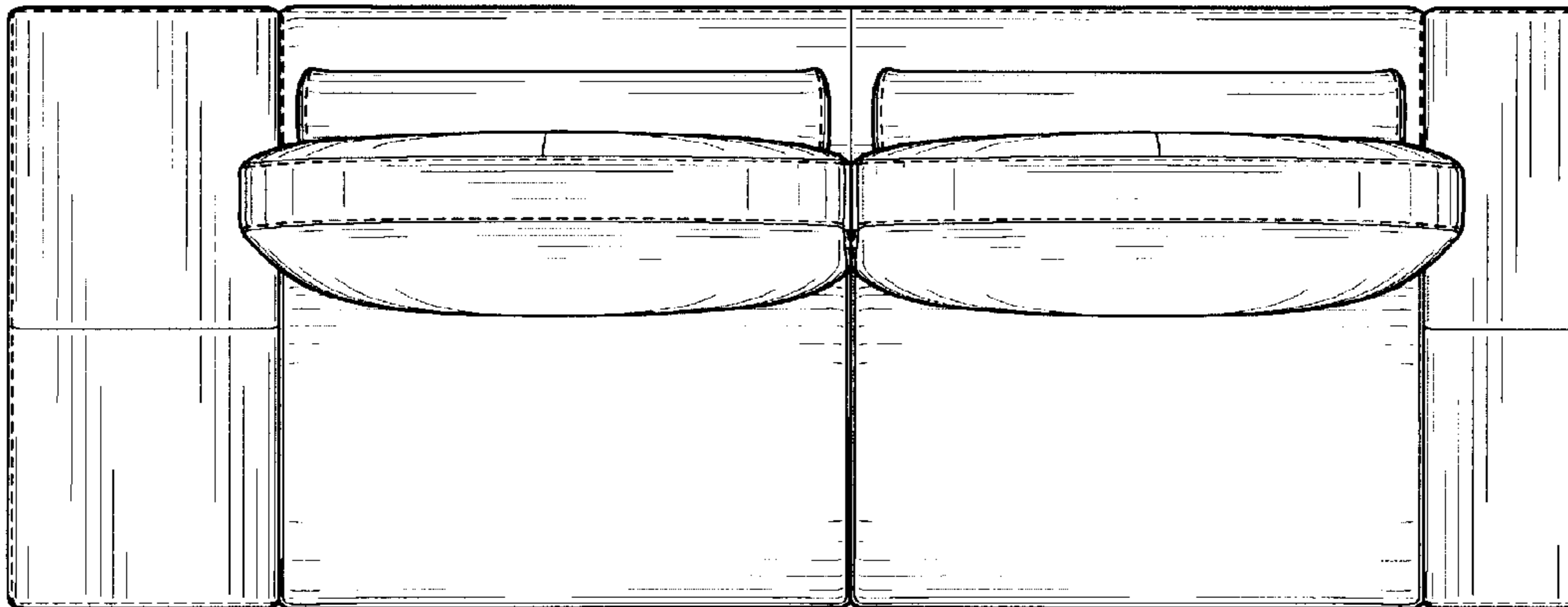


FIG. 3

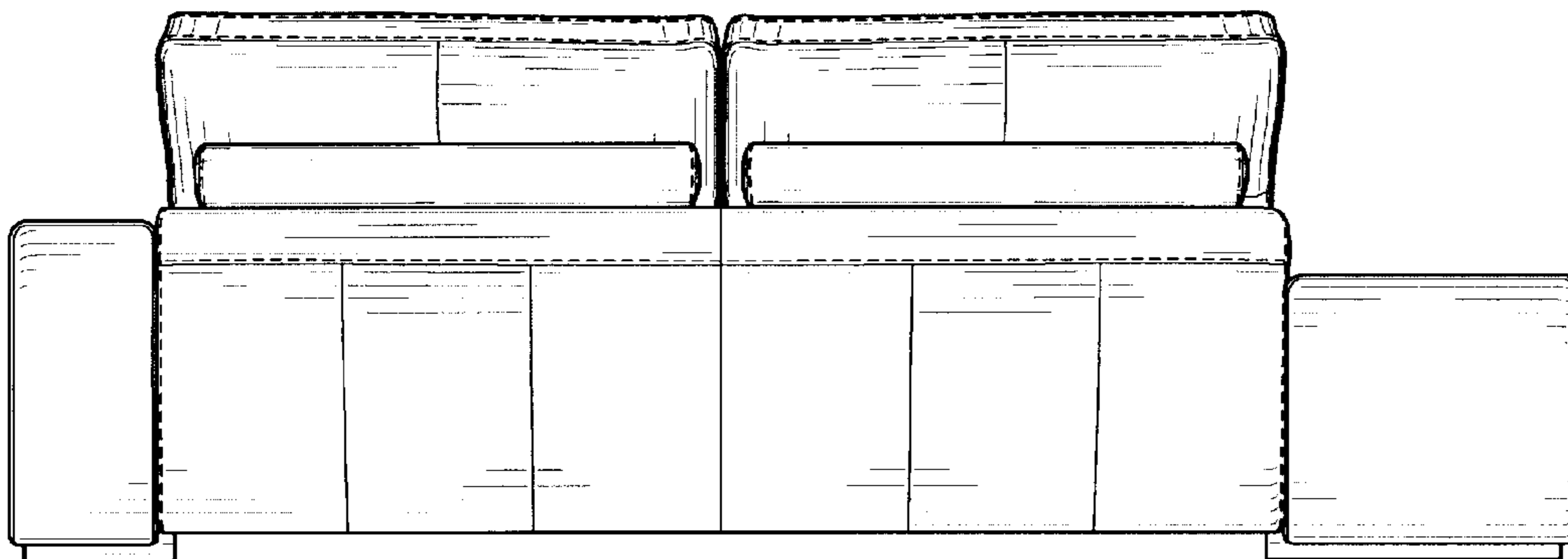


FIG. 4




FIG. 5