



US00D521754S

(12) **United States Design Patent**
Barlow, III

(10) **Patent No.:** **US D521,754 S**

(45) **Date of Patent:** **** May 30, 2006**

- (54) **UPPER PORTION OF A CHAIR**
- (76) Inventor: **Henry E. Barlow, III**, 2113 Willow Way, Wilmington, DE (US) 19810
- (**) Term: **14 Years**
- (21) Appl. No.: **29/233,947**
- (22) Filed: **Jul. 13, 2005**
- (51) **LOC (8) Cl.** **06-01**
- (52) **U.S. Cl.** **D6/358; D6/379**
- (58) **Field of Classification Search** D6/320, D6/334–336, 345, 358, 359, 374, 375, 379, D6/380, 404, 450, 451, 500–502; D3/211; D11/157; D14/189, 191; D21/519, 521; D26/94; D27/106, 107; D30/147, 148; 168/4, 6, 11, 168/12, 13, 29; 297/181, 445.1, 446.1; D2/642
See application file for complete search history.

- D268,534 S * 4/1983 Charlson D30/147
- D268,535 S * 4/1983 Charlson D30/147
- D310,899 S * 9/1990 Kulak D30/148
- 5,180,017 A * 1/1993 Alagna 168/12
- 5,230,384 A * 7/1993 Nebel et al. 168/11
- 5,320,184 A * 6/1994 Noffsinger 168/13
- D359,012 S * 6/1995 Gross D11/157
- D384,826 S * 10/1997 Hutton D6/334
- D386,123 S * 11/1997 Fletcher D3/211
- D454,010 S * 3/2002 Hutton D6/379
- 6,378,615 B1 * 4/2002 Gonsalves 168/13
- D459,102 S 6/2002 Keller
- D460,872 S * 7/2002 Diaz-Azcuy D6/369
- D461,065 S 8/2002 Diaz-Azcuy

(Continued)

OTHER PUBLICATIONS

www.trocadero.com/watermoon/items/367928/item367928store.html, Watermoon Gallery, "Pair of Chinese Lacquered Horseshoe Armchairs," printed from the Internet on Feb. 28, 2005, 2 pages.

Primary Examiner—Mimosa De
(74) *Attorney, Agent, or Firm*—Richard C. Litman

(56) **References Cited**

U.S. PATENT DOCUMENTS

- D22,450 S * 5/1893 Wright D30/147
- D30,966 S * 6/1899 Howe D30/147
- D32,204 S * 2/1900 Paar D30/147
- D48,471 S * 1/1916 Kent D30/147
- 1,468,196 A * 9/1923 Curzon 168/11
- 1,477,007 A * 12/1923 Robertson et al. 168/13
- D84,860 S * 8/1931 Tucker D6/379
- D85,456 S * 10/1931 Boyce D6/450
- D94,778 S * 3/1935 Raventos D6/380
- D164,768 S * 10/1951 Fowler D27/107
- D181,261 S * 10/1957 Lubberts et al. D6/379
- 3,288,223 A * 11/1966 Ferguson 168/12
- D207,263 S * 3/1967 Bowers D6/451
- D224,793 S * 9/1972 Jeckel D30/147
- 3,780,810 A * 12/1973 Ashton 168/4
- 3,794,120 A * 2/1974 Charlson 168/24
- 3,957,120 A * 5/1976 Alletrux 168/4
- D248,709 S 8/1978 Lundgren
- D250,866 S * 1/1979 Mulligan D6/404
- D252,839 S * 9/1979 Ortiz D6/345
- D257,188 S * 10/1980 Blichka D2/642
- 4,265,315 A * 5/1981 Thomas 168/29
- D262,661 S * 1/1982 Ramos D26/94

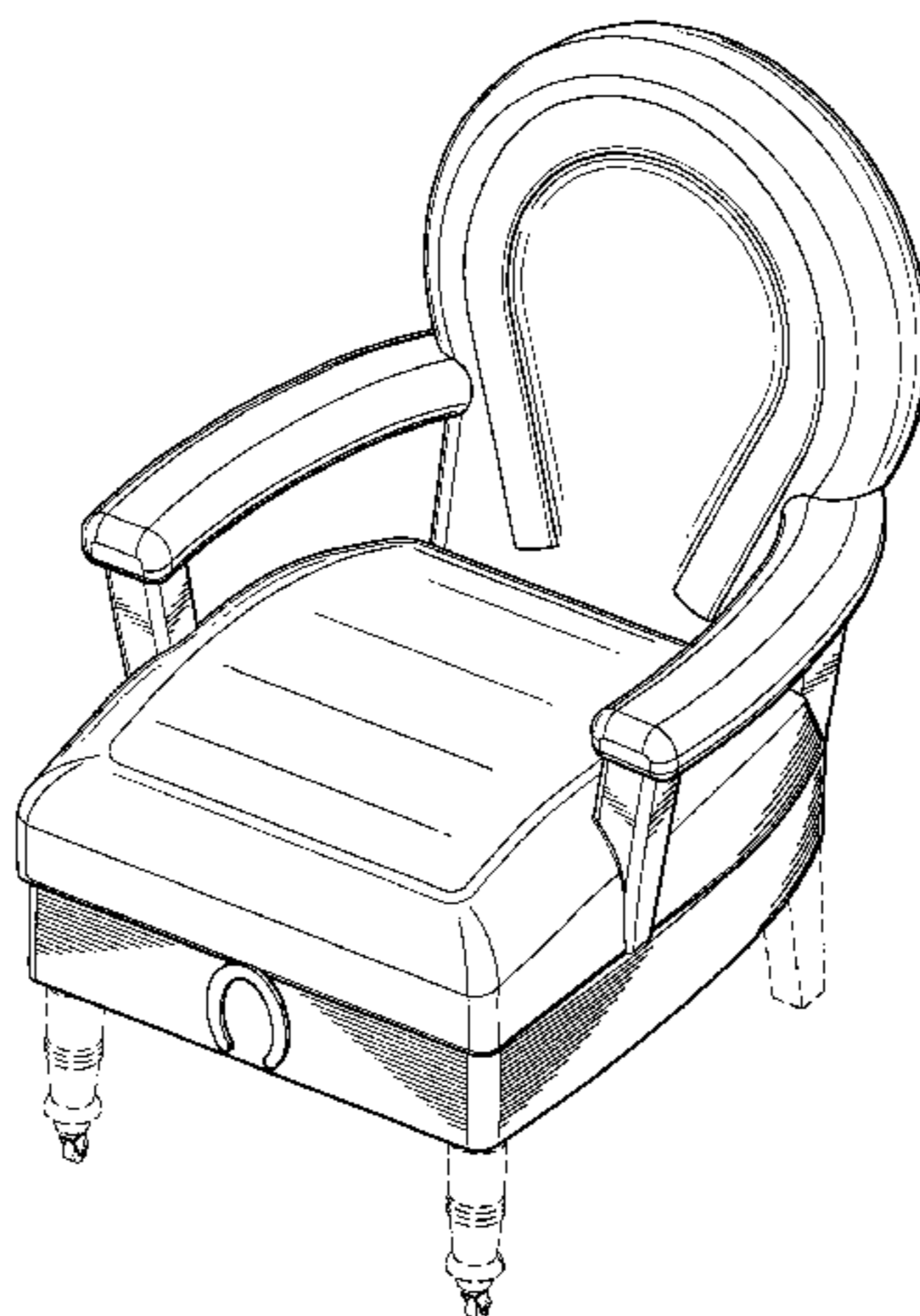
(57) **CLAIM**

The ornamental design for an upper portion of a chair, as shown and described.

DESCRIPTION

FIG. 1 is an environmental perspective view of an upper portion of a chair showing my new design; FIG. 2 is a top plan view thereof; FIG. 3 is a front elevational view thereof; FIG. 4 is a right side elevational view with the left side being a mirror image thereof; and, FIG. 5 is a rear elevational view thereof. The broken line showing of the chair legs in FIGS. 1, 3, 4, and 5 is for illustrative purposes only, merely disclosing the types of legs which may be used, and forms no part of the claimed design. The bottom view is plain and unornamented.

1 Claim, 5 Drawing Sheets



US D521,754 S

Page 2

U.S. PATENT DOCUMENTS

D475,213 S	*	6/2003	Fong	D6/379	D503,544 S	*	4/2005	Scanlan	D6/320
D479,777 S	*	9/2003	Sones	D6/404	D507,383 S	*	7/2005	Kinney et al.	D30/147
D484,111 S	*	12/2003	Livingston et al.	D14/191	D509,328 S	*	9/2005	Kinney et al.	D30/147
D485,688 S		1/2004	Frinier et al.		2004/0200623 A1	*	10/2004	Kriesel	168/4
D485,996 S	*	2/2004	Stanton	D6/334	2005/0034877 A1	*	2/2005	Bergeleen	168/6
D486,276 S	*	2/2004	Hasegawa	D30/147	2005/0161233 A1	*	7/2005	Kinney et al.	168/29
D492,497 S	*	7/2004	Domack	D6/379					

* cited by examiner

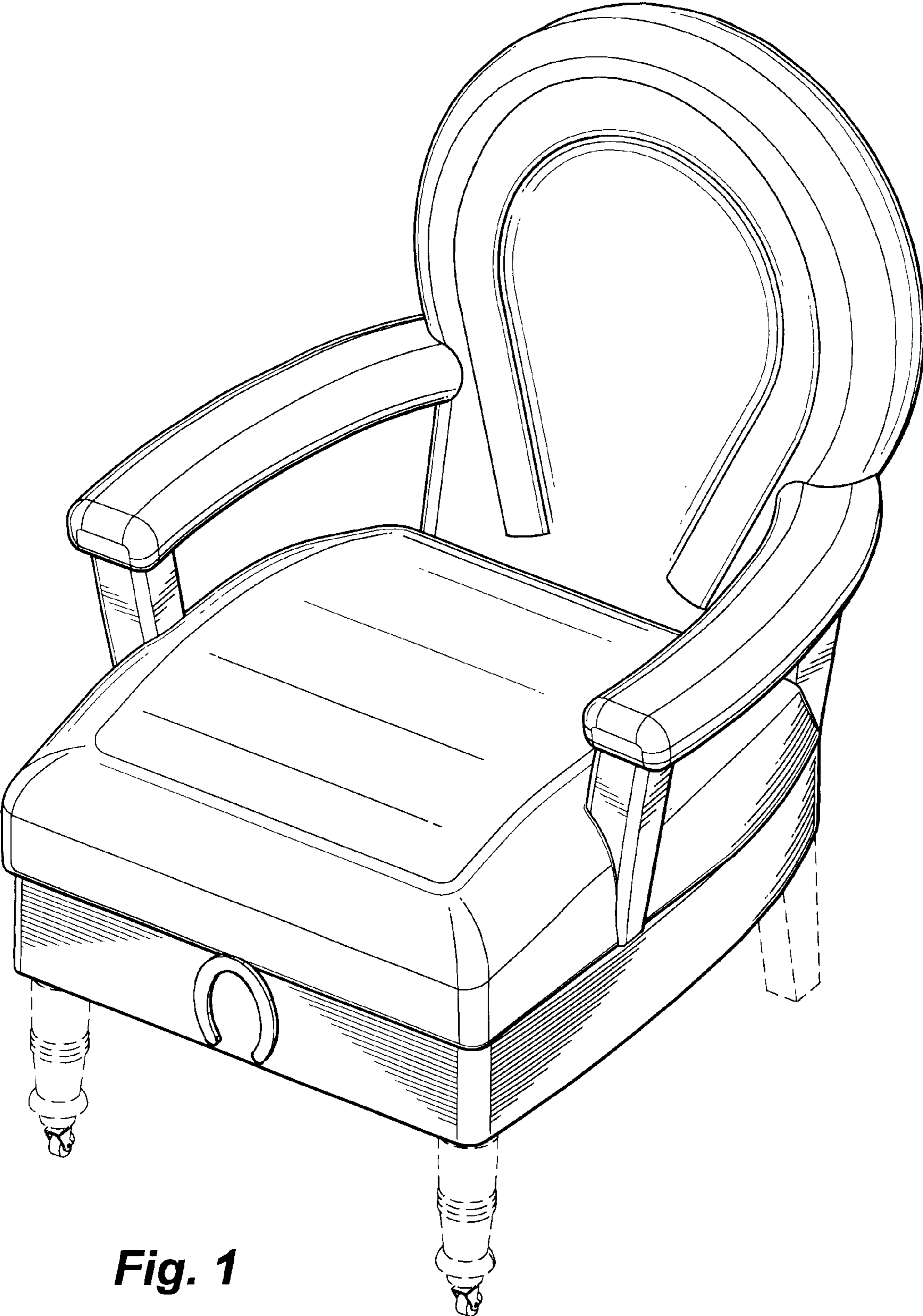


Fig. 1




Fig. 2

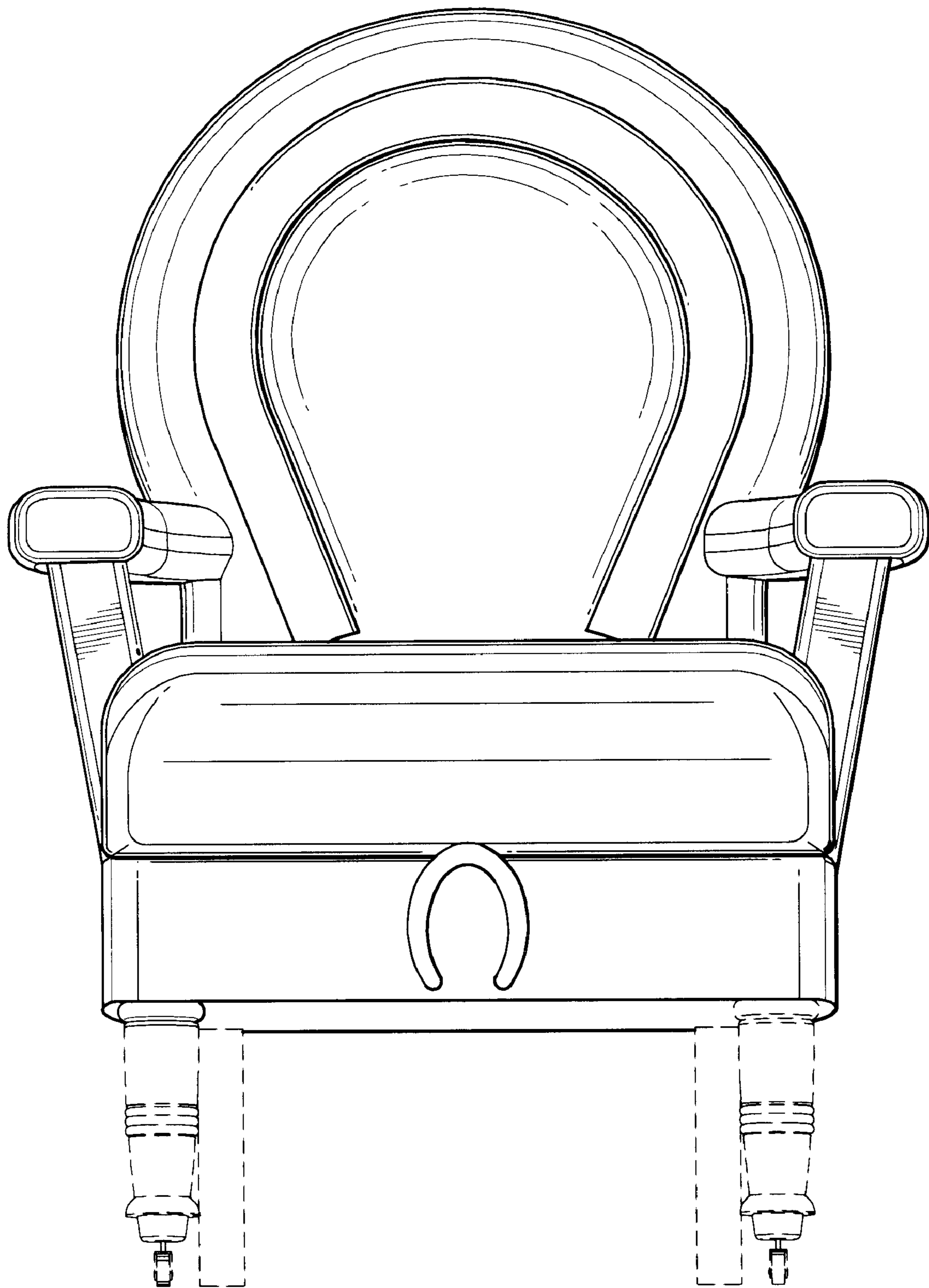


Fig. 3

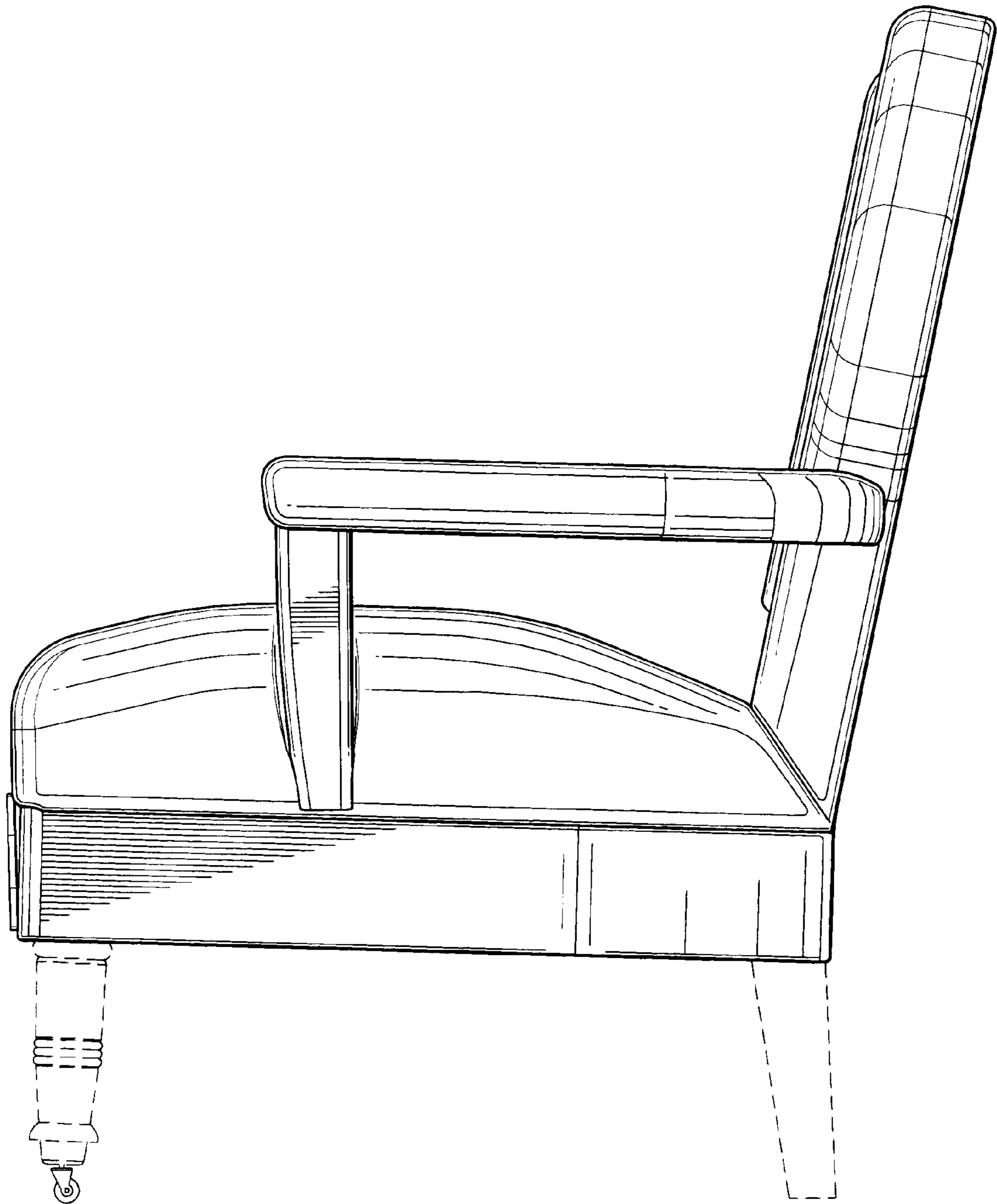


Fig. 4




Fig. 5