



US00D521740S

(12) **United States Design Patent**
Pryor

(10) **Patent No.:** **US D521,740 S**

(45) **Date of Patent:** **** May 30, 2006**

(54) **BRUSH**

(75) **Inventor:** **James Pryor, Sheffield (GB)**

(73) **Assignee:** **Reckitt Benckiser (UK) Limited (GB)**

(**) **Term:** **14 Years**

(21) **Appl. No.:** **29/237,903**

(22) **Filed:** **Sep. 8, 2005**

(30) **Foreign Application Priority Data**

Mar. 8, 2005 (EM) 000306915

(51) **LOC (8) Cl.** **04-01**

(52) **U.S. Cl.** **D4/135**

(58) **Field of Classification Search** D4/132,
D4/135, 138; D28/7, 20, 31; 15/143.1, 159.1,
15/160, 186, 187, 191.1, 191, 193; 132/120,
132/317, 320

See application file for complete search history.

(56) **References Cited**

U.S. PATENT DOCUMENTS

D137,641 S * 4/1944 Brown D4/104

D245,462 S * 8/1977 Hauf et al. D4/129
5,083,336 A * 1/1992 Atsumi et al. 15/160 X
D367,338 S * 2/1996 Bozak D28/31
6,026,824 A * 2/2000 Gueret 132/317 X
D507,407 S * 7/2005 Woods D4/132

* cited by examiner

Primary Examiner—Alan P. Douglas
Assistant Examiner—Lavone D. Tabor
(74) *Attorney, Agent, or Firm*—Conley Rose, P.C.

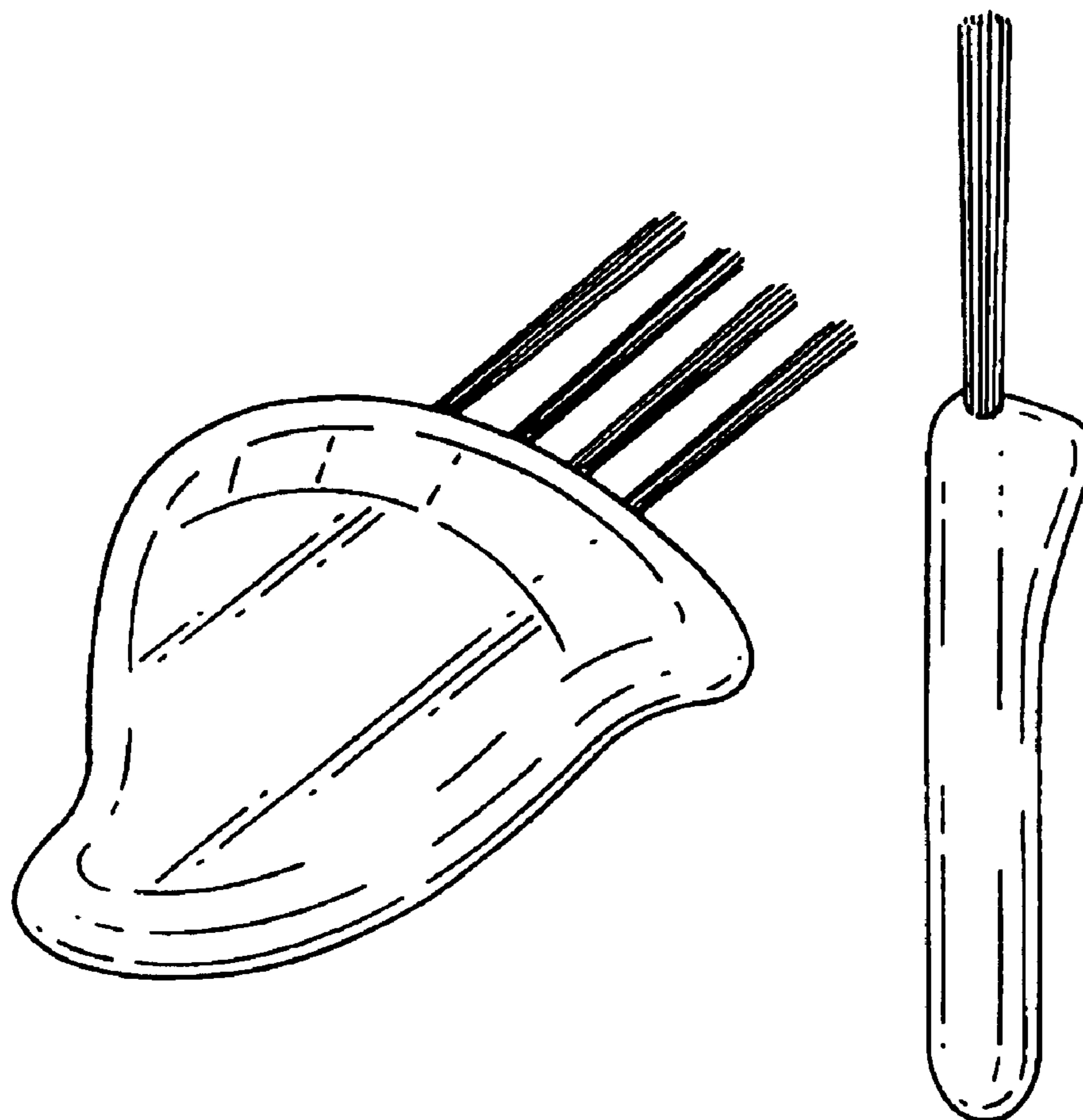
(57) **CLAIM**

The ornamental design for a brush, as shown.

DESCRIPTION

FIG. 1 is a perspective view of the front, bottom, and right side of a brush showing the new design;
FIG. 2 is a back elevational view of the brush of FIG. 1;
FIG. 3 is a left elevation view of the brush of FIG. 1;
FIG. 4 is a top plan view of the brush of FIG. 1; and,
FIG. 5 is a bottom plan view of the brush of FIG. 1.

1 Claim, 1 Drawing Sheet



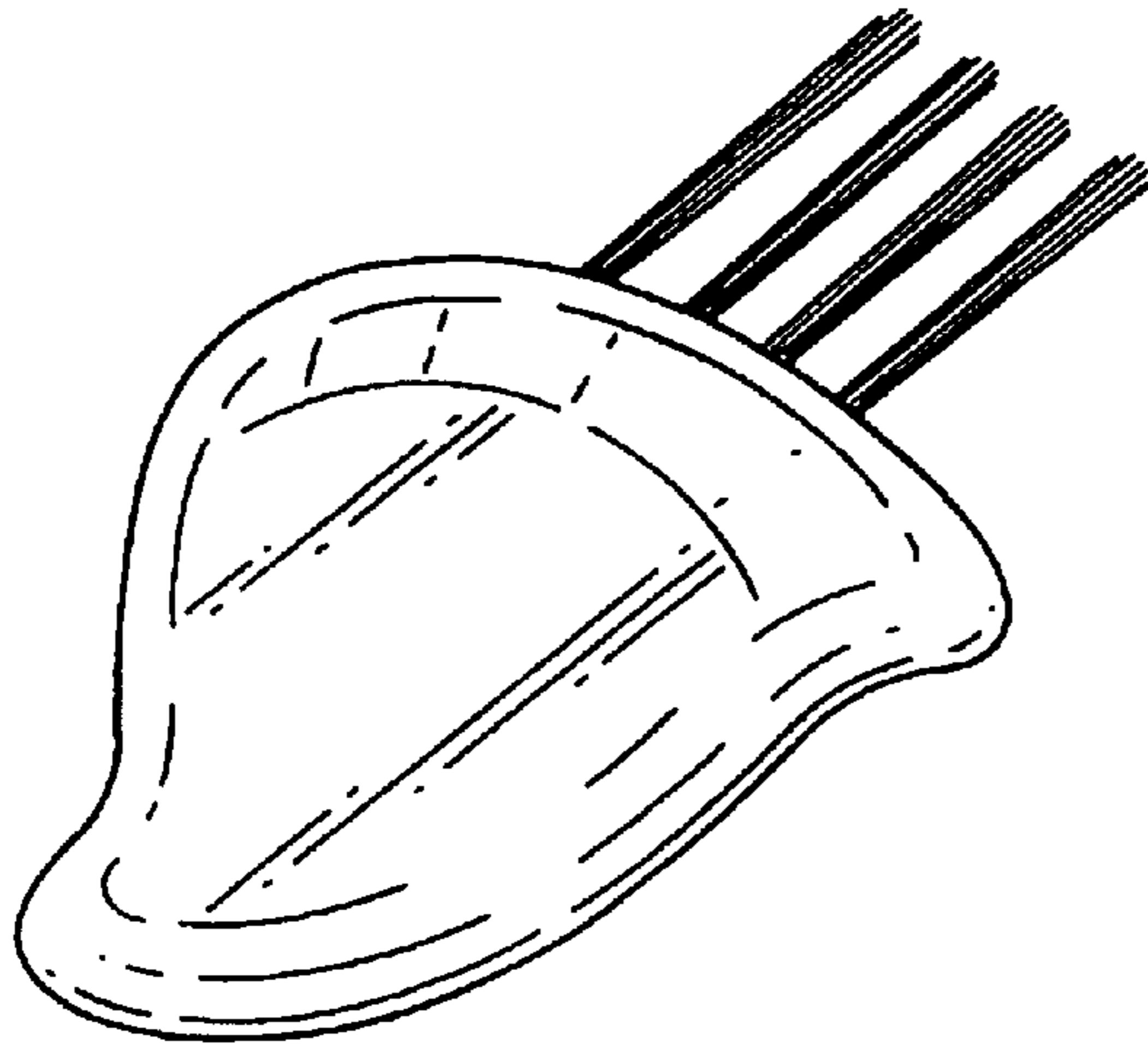


Fig.1

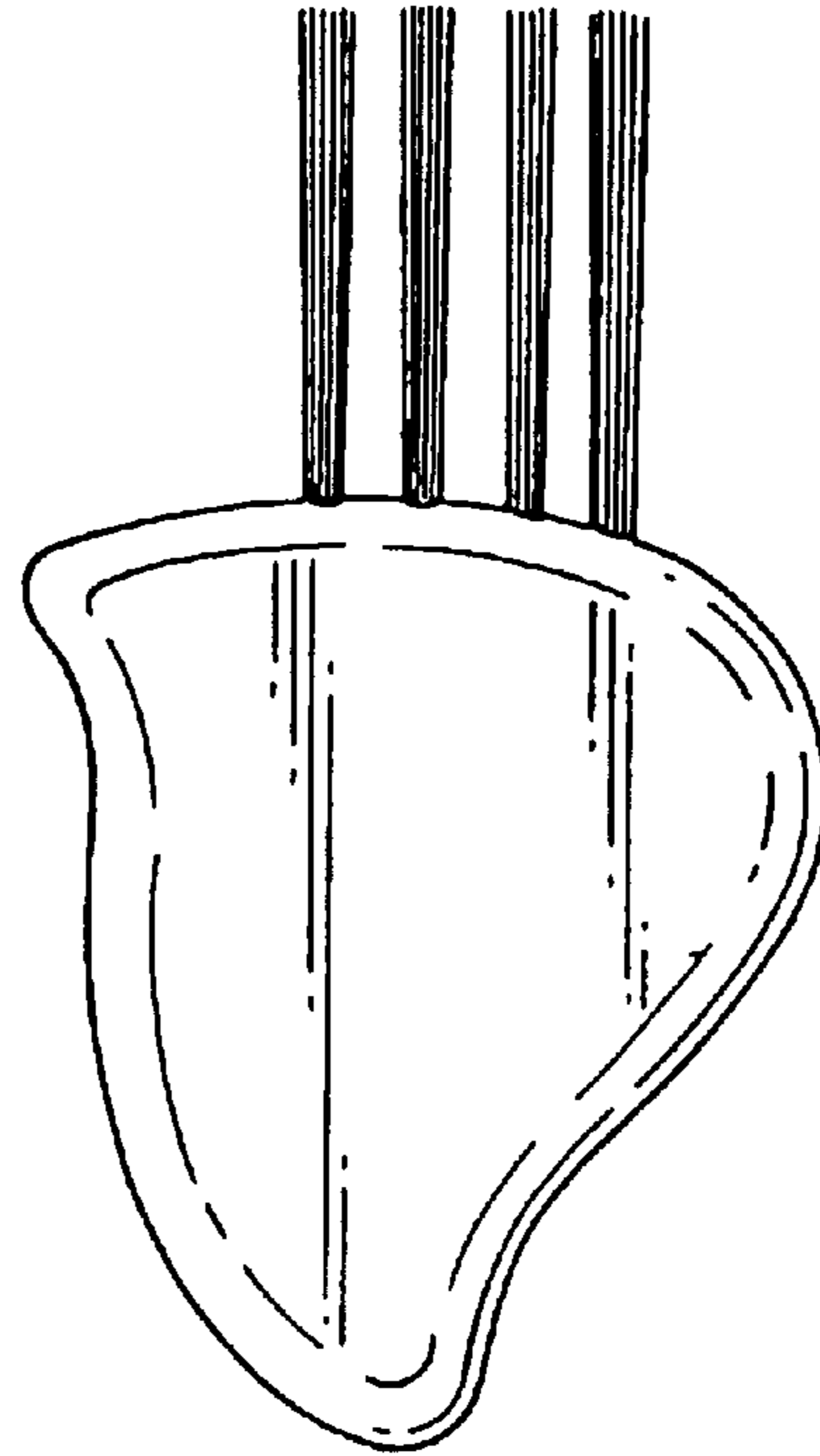


Fig.2



Fig.3



Fig.4

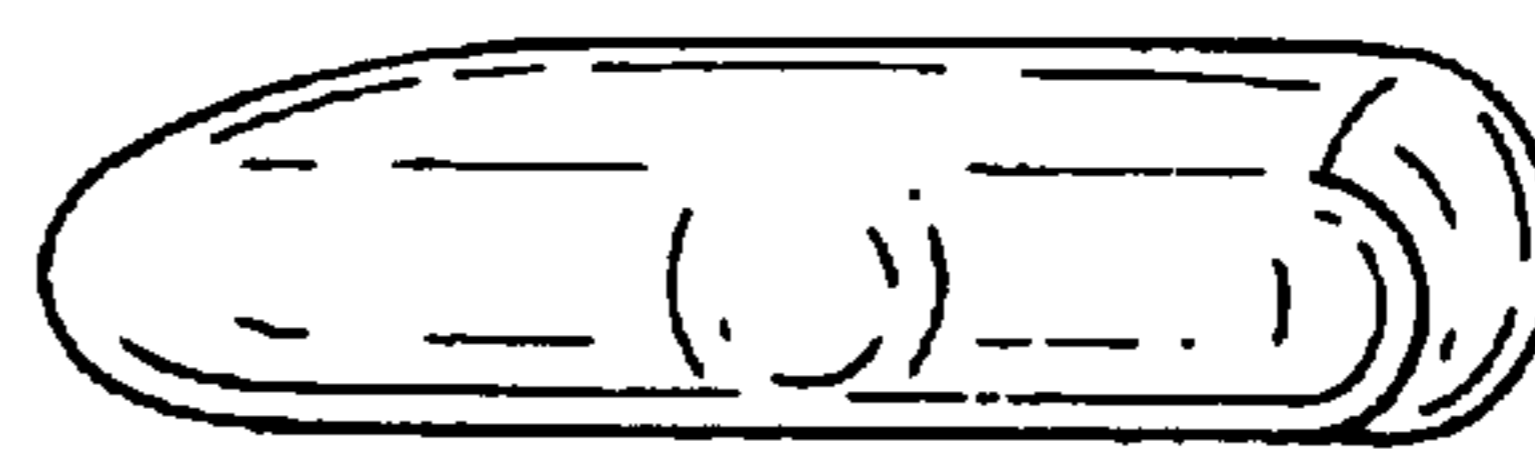


Fig.5