

US00D521737S

(12) **United States Design Patent**
Siemer

(10) **Patent No.:** **US D521,737 S**

(45) **Date of Patent:** **** May 30, 2006**

(54) **INTER DENTAL CLEANER**

(76) **Inventor:** **Roelant L. M. Siemer**, Breitloostrasse
30, Kilchberg (CH), CH 8802

(**) **Term:** **14 Years**

(21) **Appl. No.:** **29/229,367**

(22) **Filed:** **May 9, 2005**

(51) **LOC (8) Cl.** **04-02**

(52) **U.S. Cl.** **D4/111; D4/128; D28/65**

(58) **Field of Classification Search** D28/65-68,
D28/10, 56, 73, 91; D24/152; D4/100-102,
D4/111, 117, 109, 128-129; 433/141, 146-147;
132/322-329

See application file for complete search history.

(56) **References Cited**

U.S. PATENT DOCUMENTS

4,832,061	A	*	5/1989	Hwang	132/329
D303,043	S	*	8/1989	Tarrson et al.	D4/104
4,911,187	A	*	3/1990	Castillo	132/321
D321,287	S	*	11/1991	Woll et al.	D4/106
5,718,667	A	*	2/1998	Sugimoto et al.	601/139

6,085,761	A	*	7/2000	Inaba	132/329
D442,337	S	*	5/2001	Ho	D28/65
D489,535	S	*	5/2004	Dragan	D4/128
2004/0121284	A1	*	6/2004	Hsu	433/141
2005/0034257	A1	*	2/2005	Ponzini	15/167.1
2005/0118553	A1	*	6/2005	Lagos Galvan	433/141

* cited by examiner

Primary Examiner—Lucy Lieberman

Assistant Examiner—Zenia I Bennett

(74) *Attorney, Agent, or Firm*—Charles E. Temko

(57) **CLAIM**

The ornamental design for an inter dental cleaner, as shown.

DESCRIPTION

FIG. 1 is a perspective view of an inter dental cleaner, showing my new design;

FIG. 2 is a top plan view thereof;

FIG. 3 is a bottom plan view thereof;

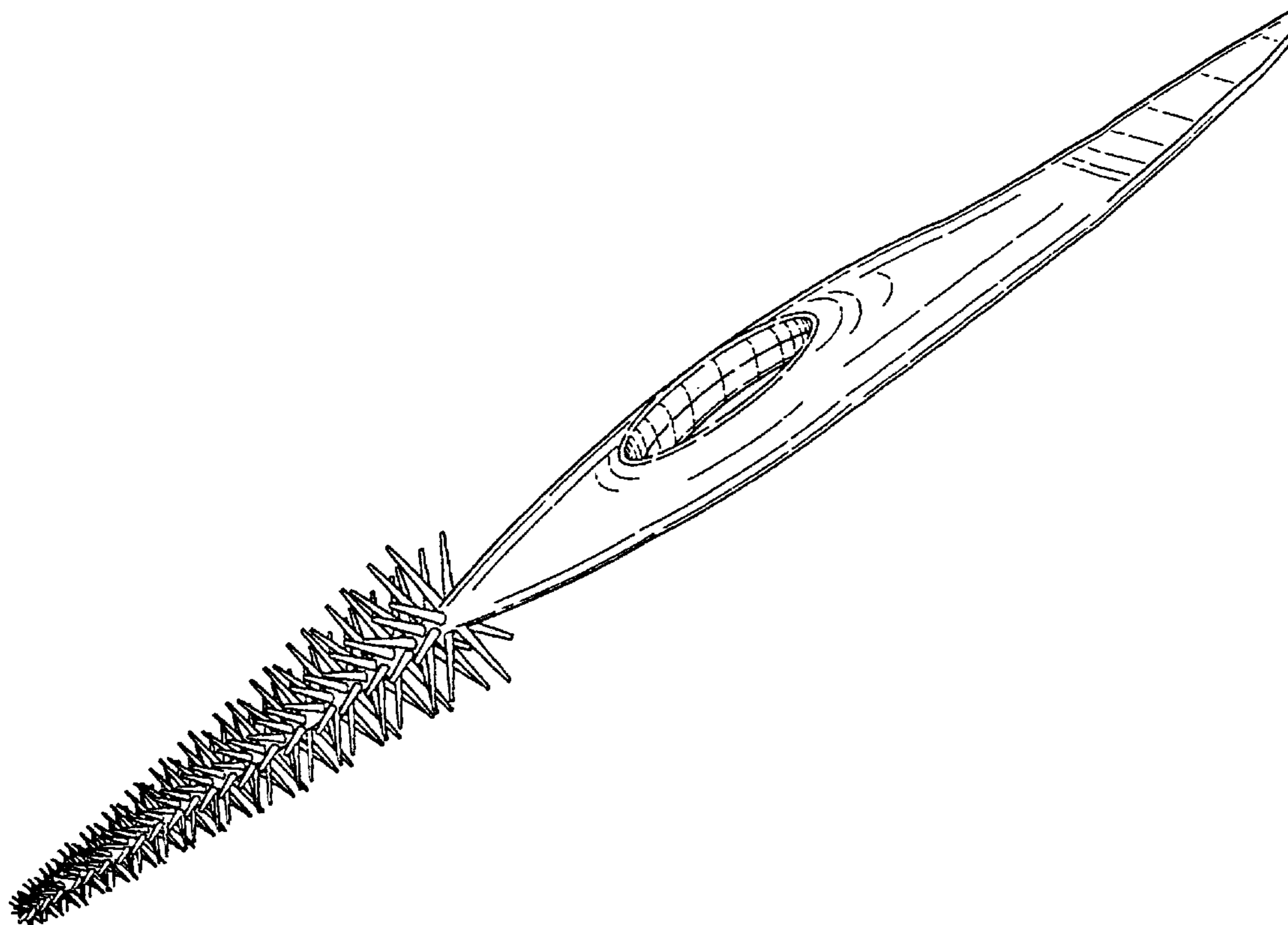
FIG. 4 is a left side elevation view thereof;

FIG. 5 is a right side elevation view thereof;

FIG. 6 is front elevation thereof; and,

FIG. 7 is a rear elevation thereof.

1 Claim, 3 Drawing Sheets



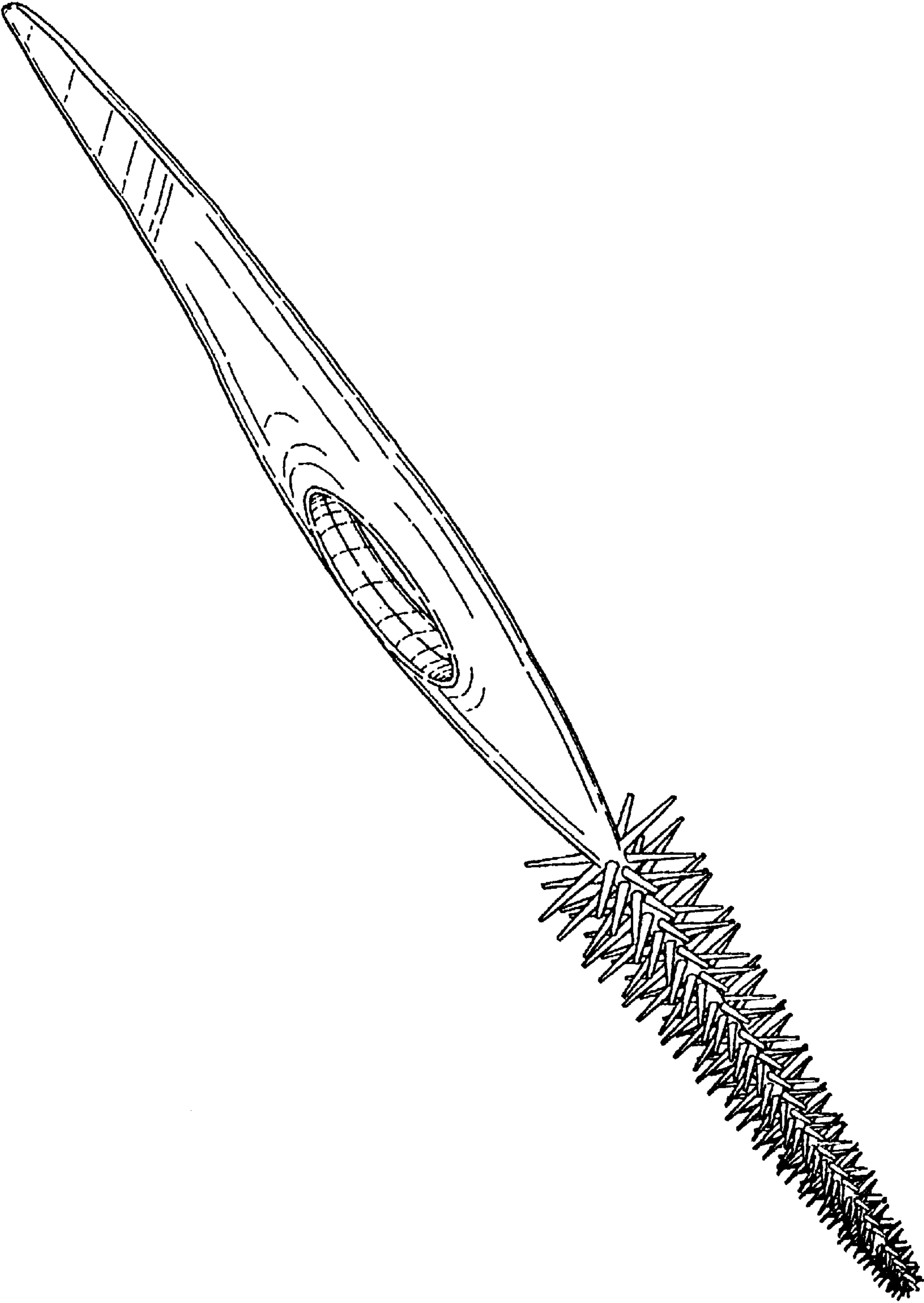


FIG. 1

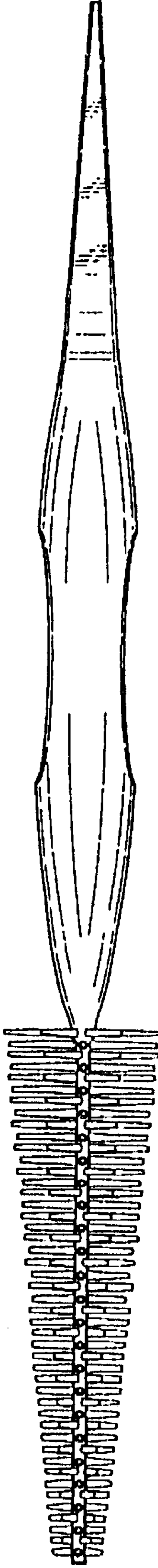


FIG. 2

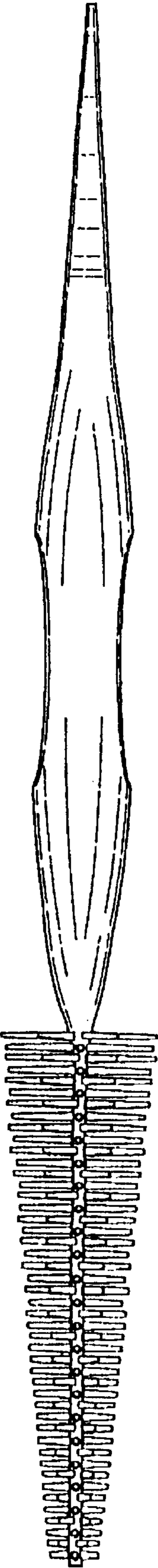


FIG. 3

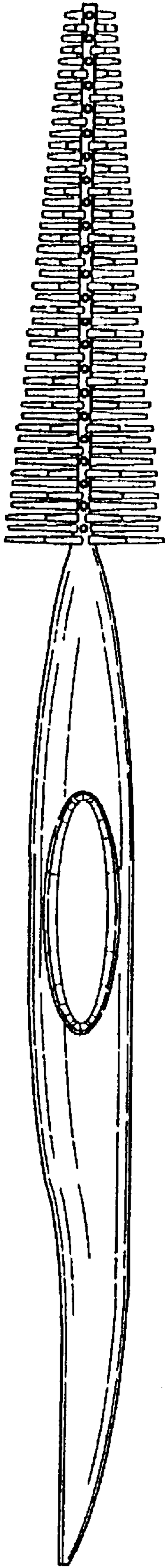


FIG. 4

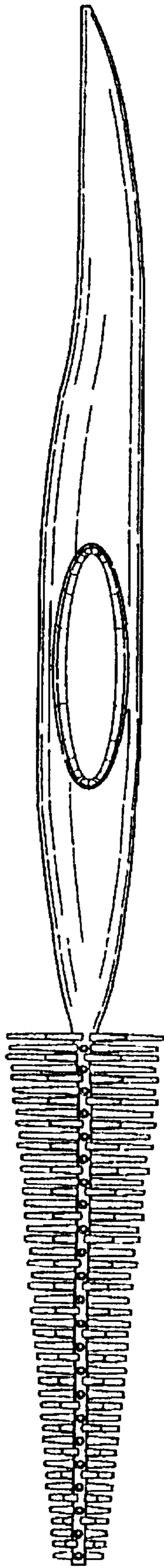


FIG. 5

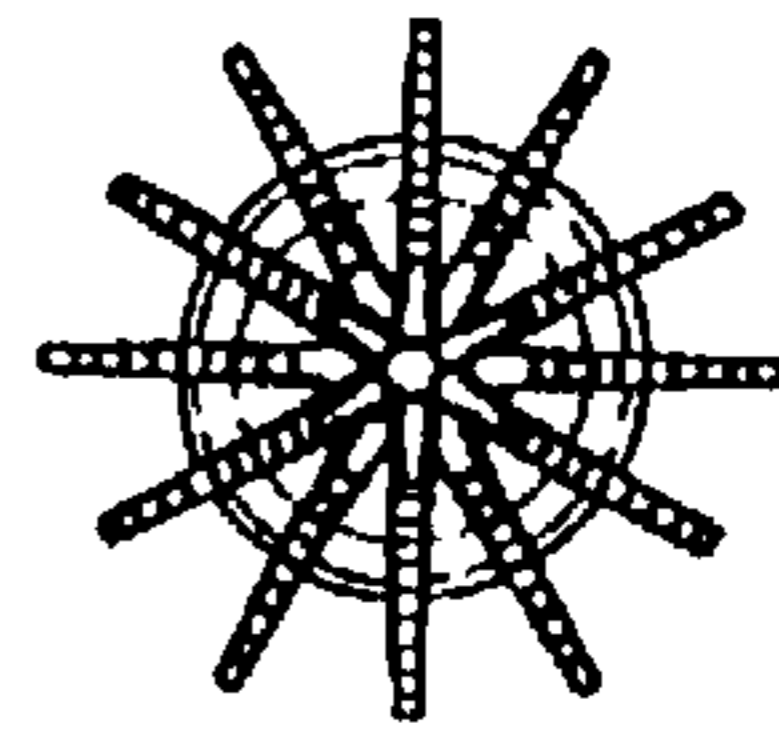


FIG. 6

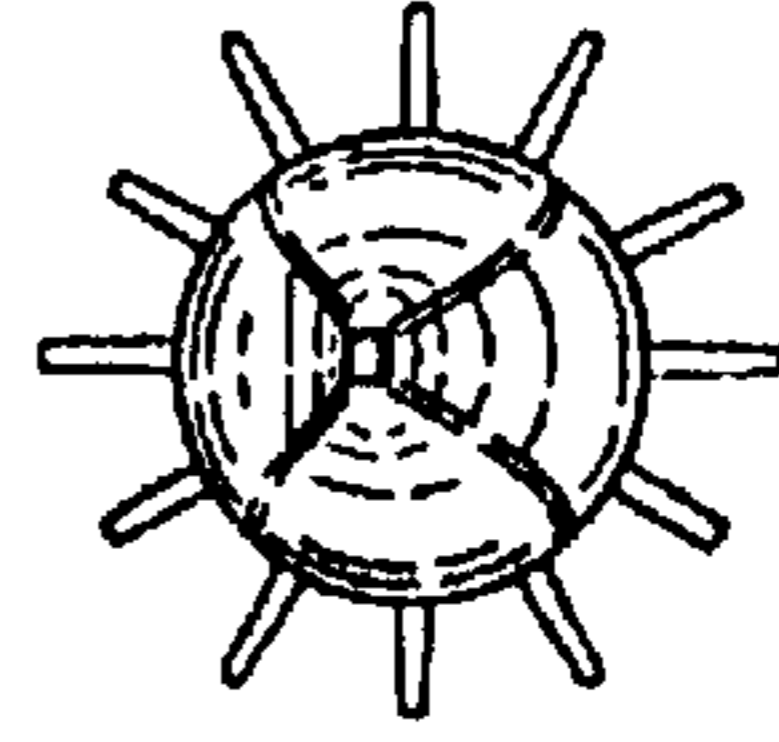


FIG. 7