

US00D521732S

(12) **United States Design Patent**
Guizzardi

(10) **Patent No.:** **US D521,732 S**

(45) **Date of Patent:** **** May 30, 2006**

(54) **CASE**

(75) **Inventor:** **Massimo Guizzardi**, Bareggio (IT)

(73) **Assignee:** **Terry Store –Age S.p.A.**, Milan (IT)

(**) **Term:** **14 Years**

(21) **Appl. No.:** **29/218,766**

(22) **Filed:** **Dec. 7, 2004**

(30) **Foreign Application Priority Data**

Jun. 8, 2004 (EM) 000194642

(51) **LOC (8) Cl.** **03-18**

(52) **U.S. Cl.** **D3/276; D3/294**

(58) **Field of Classification Search** D3/272–273,
D3/276, 294, 905; D6/440; D9/424; D25/16;
220/610, 810

See application file for complete search history.

(56) **References Cited**

U.S. PATENT DOCUMENTS

D308,486 S	*	6/1990	Willson	D9/432
D321,091 S	*	10/1991	Dickinson	D3/294
5,080,250 A	*	1/1992	Dickinson et al.	220/830
D332,332 S	*	1/1993	Markey	D34/1
D374,774 S	*	10/1996	Cassel	D3/294
D376,259 S	*	12/1996	Dickinson et al.	D3/273
D389,646 S	*	1/1998	Sankey et al.	D3/294
D393,724 S	*	4/1998	Sagol	D25/16

D399,654 S	*	10/1998	Mandell	D3/294
D411,625 S	*	6/1999	Fuller et al.	D25/56
D421,181 S	*	2/2000	Tisbo et al.	D3/273
D429,418 S	*	8/2000	Tisbo et al.	D3/272
D444,626 S	*	7/2001	Anderson et al.	D3/273
D495,136 S	*	8/2004	Greene	D3/273
2004/0200832 A1	*	10/2004	Moon et al.	220/4.28

* cited by examiner

Primary Examiner—Philip S. Hyder

Assistant Examiner—RoseLynne Ulm

(74) *Attorney, Agent, or Firm*—Andrew Wilford

(57) **CLAIM**

The ornamental design for a case, as shown and described.

DESCRIPTION

FIG. 1 is a front, top, left-side perspective view of a case showing my new design;

FIG. 2 is a top, front, left-side perspective view thereof with the cover open;

FIG. 3 is a right-side elevational view thereof;

FIG. 4 is a top view thereof;



FIG. 5 is a rear view thereof;

FIG. 6 is a bottom, plan view thereof;

FIG. 7 is a top, front, left-side perspective view of another embodiment thereof with the cover open, the right-side, elevational view and front, top, and rear views being identical to those of the embodiment of FIGS. 1–6; and,

FIG. 8 is a bottom plan view of the embodiment of FIG. 7.

1 Claim, 8 Drawing Sheets






FIG.1




FIG.2




FIG.3

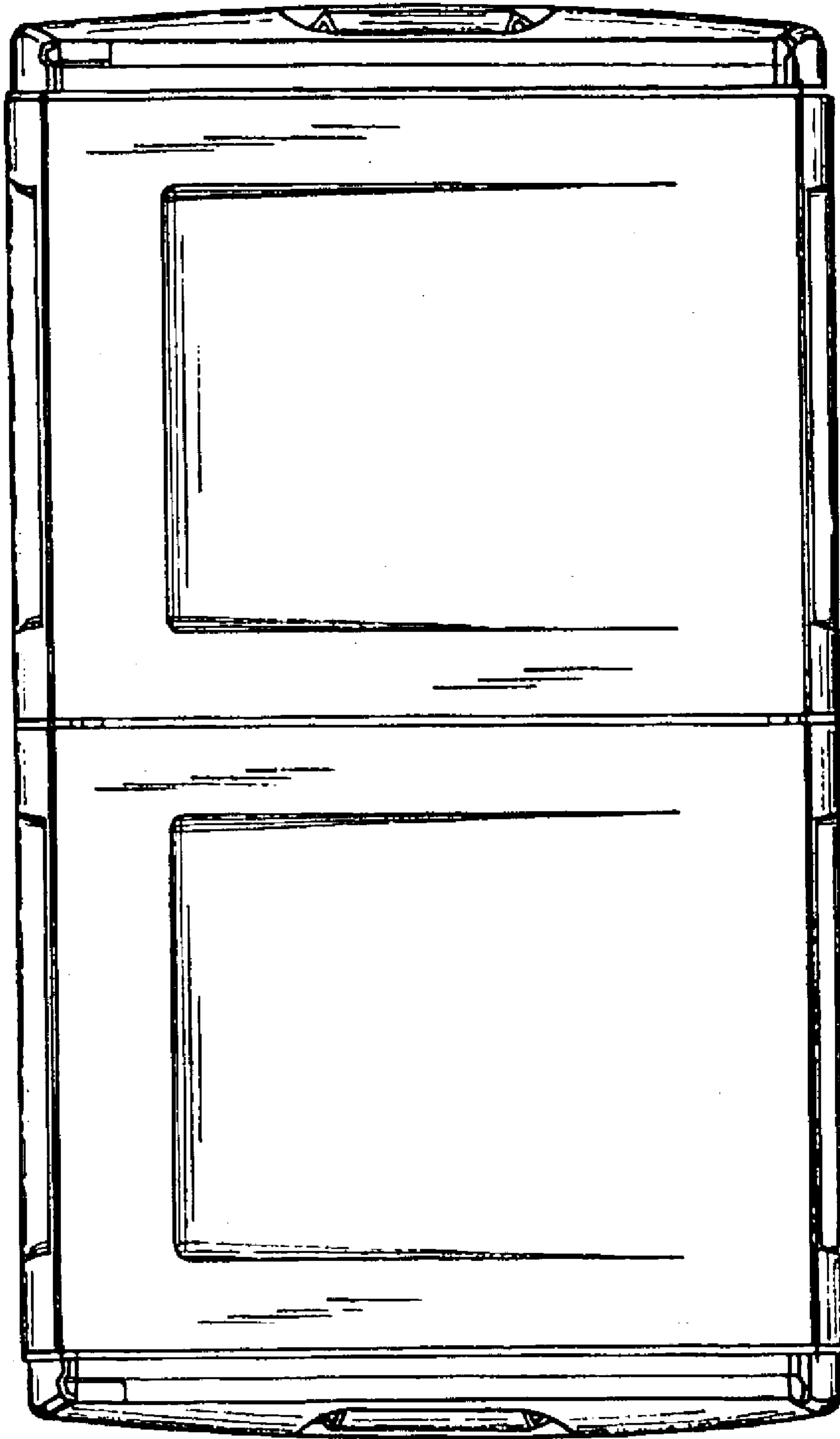


FIG. 4




FIG. 5




FIG. 6




FIG. 7




FIG. 8